



# ***NC750X / NC750XD / NC750XA / NC700XD***

**NC750X<sub>E</sub>**  
**NC750XD<sub>E</sub>**  
**NC750XA<sub>E</sub>**  
**NC700XD<sub>E</sub>**

**PARTS CATALOGUE**

**1**

---

**FOREWORD INDEX**

**1**

---

**ENGINE GROUP**

**2**

---

**FRAME GROUP**

**3**

---

**PART NUMBER INDEX**

**4**

---

**PART NAME INDEX**

**5**

---



**Instruction for use of parts catalogue**

- **This parts catalogue has been created as of October 01, 2013.**
  - Since this date, the sales practice for repair parts may have been changed or the parts may have been eliminated (listed for those not for sale).
  - The modified information is reflected on the latest Electronic Parts Catalogue (EPC).  
Also, refer to the parts catalogue news for any change.
  - See the parts catalogue news for any revision that is made after October 01, 2013.
- **Always specify the part number when ordering a part.**
  - Check the model, type, serial numbers, color, maker, and the size as needed before ordering a part.
  - Note that the illustrations (part drawings) can differ from the actual parts in shape.  
They are given just to help you to refer to the parts.
- **When modifications or additions to this parts catalogue are made, a revised edition will be issued at an appropriate time, with successively progressing revision numbers on the cover. We recommend obtaining such revisions in order to keep your parts catalogue up-to-date at all times. To check whether a parts catalogue revision has been issued, please contact your Honda distributor.**

Initial version issue date  
October 01, 2013  
**Honda Motor Co., Ltd.**

**CONTENTS**

	Page	Address No.
● Instruction for use of parts catalogue .....	1	B 1
● How to refer to the part information .....	2	B 2
● Part catalogue structure .....	3	B 3
● When the parts were revised .....	4	B 4
● Abbreviations used in the parts catalogue .....	4	B 4
● Part block and serial number check .....	5	B 5
● Color label attachment position check .....	5	B 5
● Models, parts catalogue codes and applicable serial numbers .....	6	B 6
● Color label .....	7	B 7
● Color chart .....	8	B 8
● Fuel hose, general purpose hoses and vinyl hose .....	22	C 6
● FLAT RATE SERVICE TIME .....	26	C10
● Illustrated index .....	31	C15
● ENGINE GROUP .....	40	E 1
● FRAME GROUP .....	73	H 1
● PART NO. INDEX .....	138	M 1
● PART NAME INDEX .....	144	N 1

How to refer to the part information

A Reference with "Illustrated index"

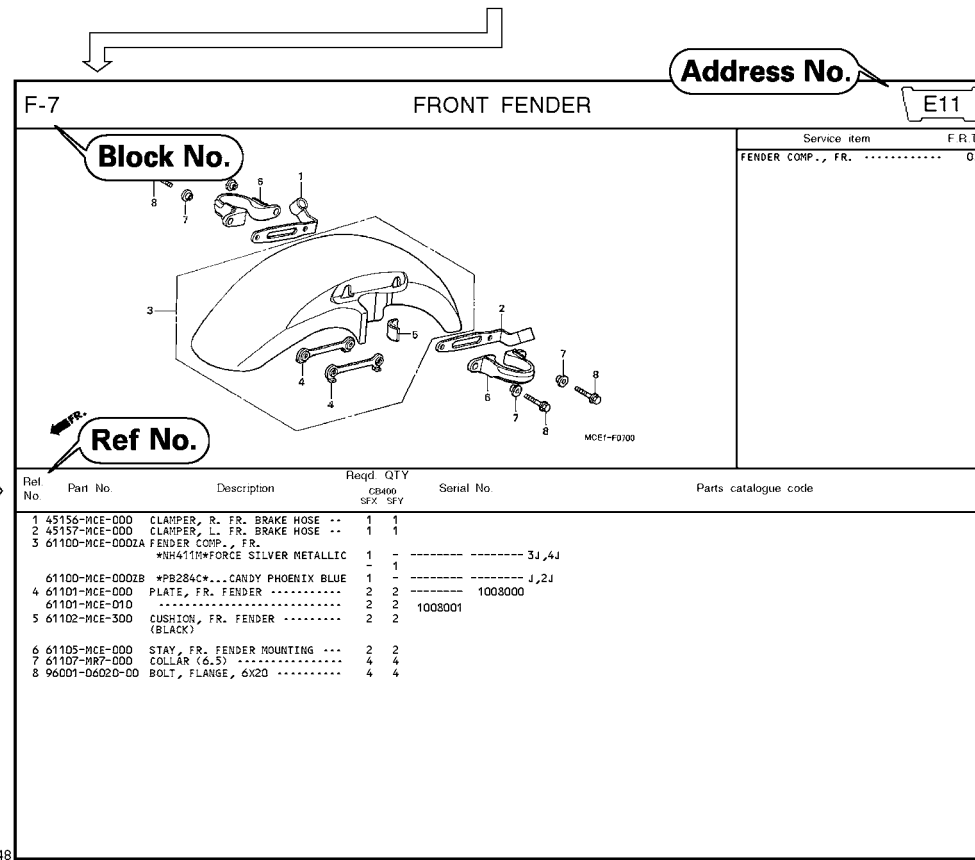


B Reference with "Part number index"

PART NO. INDEX					
Part Number	Address	Page	Rel.	Part Number	Address Page Rel.
04000				13323-MY9-751	C12 28 10 14921
04911-MCE-000	C10 26 1			13324-MY9-751	C12 28 10 14931
				13325-MY9-751	C12 28 10 14932
				13327-MY9-751	C12 28 10 14933
06000				14000	14933
06405-MY9-P00	F13 67 3			14100-MCE-000	B13 13 2 14933
06405-MY9-P10	F13 67 3			14200-MCE-000	B13 13 3 14933
06410-MY9-860	F2 56 1			14321-MCE-000	B16 16 2 14933
06435-MCE-006	F1 55 1			14401-MCE-003	B16 16 3 14933
06451-769-405	E13 51 2			14510-MBE-000	B16 16 4 14941
06451-443-405	F1 55 2			14520-MY9-691	B16 16 5 14944
06451-MA7-405	E13 51 1			14524-MY9-690	B16 16 6 14944
06455-MCE-006	E13 51 3			14546-MCE-000	B16 16 7 14944
				14620-MY9-691	B16 16 8 14944
11000				14711-MCE-000	B13 13 4 14944
11210-MCE-000	C9 25 1			14712-MCE-000	B13 13 5 14944
11330-MCE-305	C2 18 1			14721-MCE-000	B13 13 6 14944
11333-KT8-000	C6 22 1			14722-MCE-000	B13 13 7 14944
11335-MCE-000	C2 18 2			14730-MCE-000	B13 13 8 14944
11360-MCE-000	C7 23 1			14731-MCE-000	B13 13 9 14944
11365-MCE-000	C7 23 2			14731-MY9-751	B13 13 10 14945
11396-MY9-000	C2 18 3			14751-KY2-000	B13 13 11 14945
11631-MCE-000	C5 21 1			14751-MCE-000	B13 13 12 14945
11691-MY9-000	C5 21 2			14761-MCE-000	B13 13 13 14945

C Reference with "Part name index"

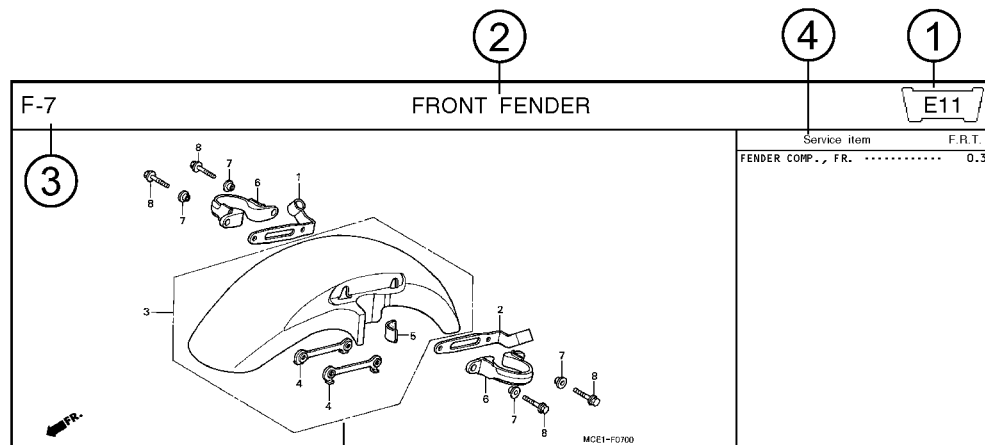
PART NAME INDEX					
Part name	Address	Page	Ref.	Part name	Address Page Ref.
[ A ]				BOLT , CHANG I	
ADJUSTER , CHAIN	F13 67 5			BOLT , CLUTC H	
ARM COMP. , SEA R CHANGE	F10 64 4			BOLT , CONNECT	
ARM , L. MAIN STEP	F11 65 8			BOLT , DISK , 6	
ARM , L. PILLI O STEP	F11 65 12			BOLT , DISK , 8	
ARM , R. MAIN STEP	F11 65 5			BOLT , DRAIN I	
ARM , R. PILLI O STEP	F11 65 11			BOLT , FLANG E	
AUT O DOC K ASSY. , FUEL	F4 58 2			BOLT , FLANG E	
AXLE , FR. WHEEL	E14 52 3			BOLT , FLANG E	
AXLE , RR. WHEEL	F2 56 3			BOLT , FLANG E	
[ B ]				BOLT , FLANG E	
BAG , AIR PRESSUR E GAUGE	67 77 4			BOLT , FLANG E	
BAG , SERVICE BOOK	67 77 1			BOLT , FLANG E	
BAG , TOOL	67 77 3			BOLT , FLANG E	
BALL , STEEL	F11 65 20				
BAND A , INSULATOR	B11 11 11				
BAND B , INSULATOR	B11 11 12				
BAND , AIR CLEANER CONNECTING				BOLT , FLANG E	
BAND , U-LOCK	F8 62 22			BOLT , FLANG E	
BAND , WIRE	F16 70 3				
	C10 26 14				
	E5 43 21				
	64 74 18				



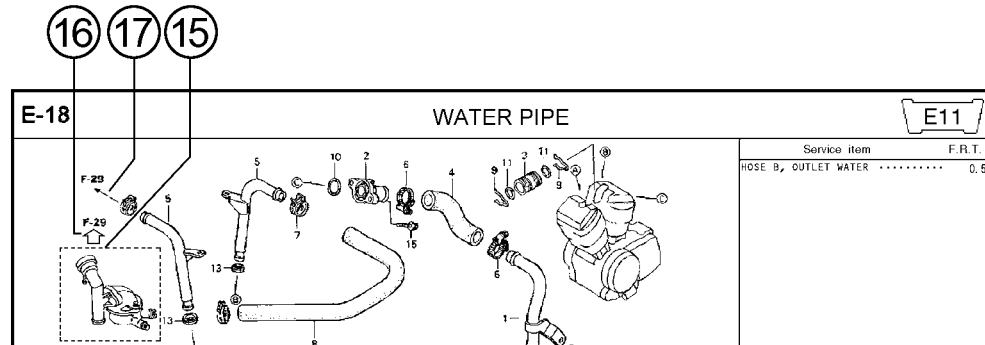
Page No.

2000.09.01 E

Part catalogue structure



Ref. No.	Part No.	Description	Reqd. QTY		Serial No.	Parts catalogue code
			CB400 SFX	SFY		
1	45156-MCE-000	CLAMPER, R. FR. BRAKE HOSE ..	1	1		
2	45157-MCE-000	CLAMPER, L. FR. BRAKE HOSE ..	1	1		
3	61100-MCE-000ZA	FENDER COMP., FR. *NH411M*FORCE SILVER METALLIC	1	-	----- 3J,4J	
	61100-MCE-000ZB	*PB284C*...CANDY PHOENIX BLUE	1	-	----- J,2J	
4	61101-MCE-000	PLATE, FR. FENDER .....	2	2	1008000	
	61101-MCE-010	.....	2	2	1008001	
5	61102-MCE-300	CUSHION, FR. FENDER .....	2	2		
		(BLACK)				



① Address number

• Address No. is provided (in place of the page No.) to help you refer to the part with the part No. or part name.

② Block title ③ Block number

④ Service item/Flat rate time

⑤ Reference number

• Title number marked with the parenthesis or parentheses indicates that it continues from the previous page.

⑥ Part number ⑦ Honda color code

⑧ Description

⑨ Assemblies

• Sections framed with broken lines in the exploded view drawings are available as complete assemblies. (Their individual parts can also be obtained.)

⑩ Color description

⑪ Note

• Notes are shown with the parentheses in the part name column.

⑫ Required quantity

• Reqd. QTY shown in the parenthesis or parentheses indicates the optional part.  
• Reqd. QTY marked with "N" indicates the optional part that should be selected as needed.  
• Reqd. QTY indicates the number of the part used in the block.

⑬ Serial number

⑭ Parts catalogue code

• When the parts catalogue code column is blank, it indicates that the part is applicable to all codes.

⑮

• Parts enclosed within a dotted line are covered in a different block.


⑯

• A hollow arrow indicates the block No. for the parts enclosed within a dotted line .

⑰

• A solid arrow indicates the block No. the part in question is connected to.

When the parts were revised



Ref. No.	Part No.	Description	Reqd. QTY		Serial No.
			CB400 SFX	SFY	
1	45156-MCE-000	CLAMPER, R. FR. BRAKE HOSE ..	1	1	
2	45157-MCE-000	CLAMPER, L. FR. BRAKE HOSE ..	1	1	
3	61100-MCE-000ZA	FENDER COMP., FR. *NH411M*FORCE SILVER METALLIC	1	-	-----3J,4J
	61100-MCE-000ZB	*PB284C*...CANDY PHOENIX BLUE	1	-	-----J,2J
4	61101-MCE-000	PLATE, FR. FENDER (###).....	2	2	-----1008000
	61101-MCE-010	.....	2	2	-----1008001
5	61102-MCE-300	CUSHION, FR. FENDER ..... (BLACK)	2	2	
6	61105-MCE-000	STAY, FR. FENDER MOUNTING ...	2	2	
7	61107-MR7-000	COLLAR (6,5) .....	4	4	
8	96001-06020-00	BOLT, FLANGE, 6X20 .....	4	4	


The number has been used from the initial model without revision.

When shown at the left side, it is applicable to the models of No.1008001 and the subsequent numbers.

When shown at the right side, it is applicable to the models up to No.1008000.

The parts listed with "###" at the end of the parts name have limited supply period (parts not for sale).

Abbreviations used in the parts catalogue

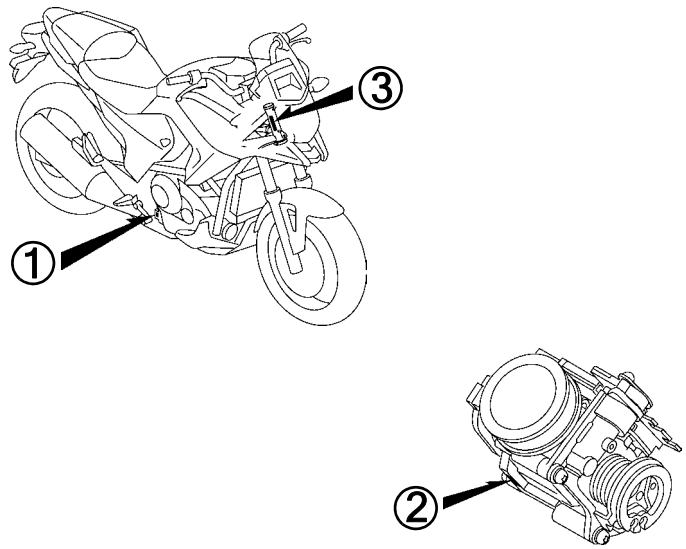
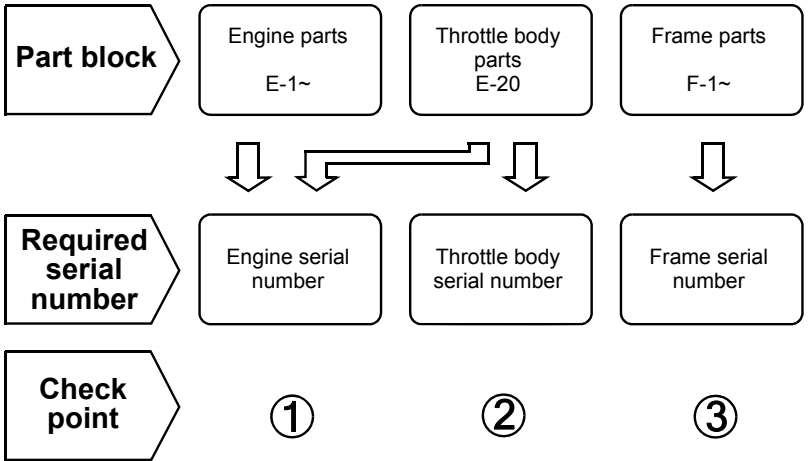


\* "L." or "R." in the description of a part stands for the LEFT hand side or the RIGHT hand side. Determine the left or right as if you were in the motorcycle seat.


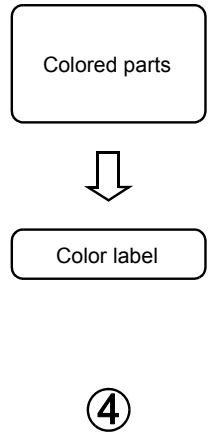
The following abbreviations are used in this parts catalogue.

- A ..... Ampere
- ABS ..... Anti-lock brake system
- A.C. .... Alternating current
- A.M. .... Attaching mark
- ASSY. .... Assembly
- C.D.I. .... Capacitive discharge ignition
- COMP. ... Complete
- D.C. .... Direct current
- EX. .... Exhaust
- FR. .... Front
- G ..... Gram
- HEX. .... Hexagonal
- IN. .... Inlet
- KPH ..... Kilometers per hour
- L. ....Left
- L (100L) .Link (100 Links)
- L.E.D. ....Light emitted diode
- MM .....Millimeter
- MPH .....Miles per hour
- R. ....Right
- RR. ....Rear
- STD. ....Standard
- T (22T) ...Tooth (22 Teeth)
- TCS .....Traction control system
- T.M. ....Transcript mark
- V .....Volt
- W .....Watt
- WL .....With labelling
- WOL .....Without labelling

Part block and serial number check



Color label attachment position check





### Models, parts catalogue codes and applicable serial numbers

Models, parts catalogue codes and applicable serial Nos. given in this parts catalogue can be identified as follows.

Parts with parts catalogue codes are exclusive for models destined for countries designated.

If no area codes are listed, parts are for common use.

Model	Area code	Type	Applicable engine serial No.	Applicable frame serial No.	Applicable throttle body identification No.
NC750XE	ED	European direct sales	RC70E-5000001~	JH2RC72A*EK000001~	GQ3UA A
NC750XDE	3ED	European direct sales	RC70E-6000001~	JH2RC72D*EK000001~	
	ED	European direct sales	RC70E-6000001~	JH2RC72C*EK000001~	
	RU	Russia	RC70E-6000001~	JH2RC72L*EK000001~	
	TH	Thailand	RC70E-6000001~	JH2RC72T*EK000001~	
NC750XAE	ED	European direct sales	RC70E-5000001~	JH2RC72B*EK000001~	
	KO	Korea	RC70E-5000001~	JH2RC72K*EK000001~	
	RU	Russia	RC70E-5000001~	JH2RC72L*EK000001~	
NC700XDE	2ED	European direct sales	RC61E-6000001~	JH2RC63F*EK100001~	

\* Of carburetor/throttle body identification numbers, only the portions underlined in the example below are used for registration.

GQ3UA △ KC ア

**Color label**

- When ordering parts, check the model name, main color, and code by observing the “COLOR LABEL” on the vehicle.
- When ordering a colored part, use the color chart in the instruction for use of parts catalogue.

<p><b>VFR800FIW</b></p> <p>COLOR <b>R-157</b></p> <p>CODE <b>R157</b></p>		MODEL		VFR800FIW					
	No.	COLOR		Sparkling silver metallic	Mute black metallic	Applicable model		Applicable block No.	Re
		CODE		NH-295M	NH-359M	Initial applicable model	Final applicable model		
	Name of colored parts	Basic part No.	NH295	NH359					
1									
2									
3									
4									
5									
6									
7									
8									
9									
10									

## Color chart

- When ordering a colored part, refer to the chart below and use a part number consisting of the relevant basic part number to which has been added a part color code.

## NC750X (NC750XE)

No.	MODEL		NC750XE							Applicable block No.	Ref.No.
	COLOR		Sword silver metallic	Graphite black	Mat pearl glare white	Candy arcadian red	Applicable model				
	CODE		NH-A95M	NH-B01	NH-B54P	R-305C	Initial applicable model	Final applicable model			
	Name of colored parts	Basic part No.	NHA95	NHB01	NHB54	R305					
1	BODY COMP., FRAME	50100-MJL-D30	ZB	ZB	ZB	ZB			F-34	3	
2	COVER SET, L. SIDE	83700-MJL-D30	ZA	ZA	ZA	ZA			F-19	6	
3	COVER SET, R. SIDE	83600-MJL-D30	ZA	ZA	ZA	ZA			F-19	5	
4	COVER, ASSY., CENTER	64510-MGS-D31	ZA	ZA	ZA	ZA			F-37	6	
5	COVER, FR. UNDER	64273-MGS-D30	ZA	ZA	ZA	ZA			F-40	2	
6	COVER, INNER UPPER	61317-MGS-D30	ZA	ZA	ZA	ZA			F-39	3	
7	COVER, SEAT FR.	64375-MGS-D30	ZL	ZK	ZJ	ZH			F-19	2	
8	COWL SET, L. FR. SIDE	64275-MGS-D31	ZB	ZB	ZB	ZB			F-40	3	
9	COWL SET, R. FR. SIDE	64270-MGS-D31	ZB	ZB	ZB	ZB			F-40	1	
10	COWL, CENTER SEAT	77217-MGS-D30	ZL	ZK	ZJ	ZH			F-18	3	
11	COWL, CENTER UNDER	64500-MGS-D30	ZC	ZC	ZC	ZC			F-41	7	
12	COWL, FR. CENTER	64260-MGS-D30	ZA	ZA	ZA	ZA			F-39	6	
13	COWL, L. SEAT	77216-MJJ-D30	ZH	ZG	ZF	ZE			F-18	2	
14	COWL, L. UNDER	64400-MGS-D31	ZA	ZA	ZA	ZA			F-41	5	
15	COWL, R. SEAT	77215-MJJ-D30	ZH	ZG	ZF	ZE			F-18	1	
16	COWL, R. UNDER	64300-MGS-D30	ZA	ZA	ZA	ZA			F-41	3	
17	DUCT, L. AIR	64290-MGS-D30	ZL	ZK	ZJ	ZH			F-40	5	
18	DUCT, R. AIR	64280-MGS-D30	ZL	ZK	ZJ	ZH			F-40	4	
19	FENDER B SET, RR.	80110-MGS-D30	ZB	ZB	ZB	ZB			F-28	1	
20	FENDER COMP., FR.	61100-MGS-D30	ZN	ZF	ZM	ZL			F-8	4	
21	GRIP, L. RR.	77340-MJJ-D30	ZC	ZC	ZC	ZC			F-18	5	
22	GRIP, R. RR.	77330-MJJ-D30	ZC	ZC	ZC	ZC			F-18	4	
23	HOLDER ASSY., HANDLE UPPER	53130-MGS-D30	ZA	ZA	ZA	ZA			F-6	17	
24	LID A, LUGGAGE	64101-MGS-D30	ZL	ZK	ZJ	ZH			F-36	1	

## NC750X (NC750XE)

No.	MODEL		NC750XE							Applicable block No.	Ref.No.
	COLOR		Sword silver metallic	Graphite black	Mat pearl glare white	Candy arcadian red	Applicable model				
	CODE		NH-A95M	NH-B01	NH-B54P	R-305C	Initial applicable model	Final applicable model			
	Name of colored parts	Basic part No.	NHA95	NHB01	NHB54	R305					
25	LID B, L. LUGGAGE	64103-MGS-D30	ZA	ZA	ZA	ZA			F-36	3	
26	LID B, R. LUGGAGE	64102-MGS-D30	ZA	ZA	ZA	ZA			F-36	2	
27	MARK	86831-MJL-D30	ZA	ZA	ZA	ZA			F-44	7	
28	MARK, HONDA	86101-MGS-D30	ZA	ZA	ZA	ZA			F-44	1	
29	MARK, HONDA	86103-MGS-D30	ZA	ZA	ZA	ZA			F-44	2	
30	MARK, L. WING	86202-MGS-D31	ZA	ZA	ZA	ZA			F-44	4	
31	MARK, R. WING	86201-MGS-D31	ZA	ZA	ZA	ZA			F-44	3	
32	PIPE, STEERING HANDLE	53100-MGS-D30	ZA	ZA	ZA	ZA			F-6	10	
33	SHROUD, L.	64395-MGS-D30	-	ZG	-	ZH			F-19	4	
34	SHROUD, L.	64395-MGS-E30	ZG	-	-	-			F-19	4	
35	SHROUD, L.	64395-MJL-L30	-	-	ZD	-			F-19	4	
36	SHROUD, R.	64385-MGS-D30	-	ZG	-	ZH			F-19	3	
37	SHROUD, R.	64385-MGS-E30	ZG	-	-	-			F-19	3	
38	SHROUD, R.	64385-MJL-L30	-	-	ZD	-			F-19	3	
39	STAY, RADIATOR LOWER	19516-MGS-D30	ZA	ZA	ZA	ZA			F-35	17	
40	TANK ASSY., FUEL	04801-MGS-D30	ZD	ZD	ZD	ZD			F-16	1	
41	TRIM, FUEL TANK	17516-KCZ-000	ZB	ZB	ZB	ZB			F-34	2	
42	WINDSCREEN SET	64100-MGS-D30	ZA	ZA	ZA	ZA			F-39	4	

## NC750XD (NC750XDE).....3ED

No.	MODEL		NC750XDE							Applicable block No.	Ref.No.
	COLOR		Sword silver metallic	Graphite black	Mat pearl glare white	Candy arcadian red	Applicable model				
	CODE		NH-A95M	NH-B01	NH-B54P	R-305C	Initial applicable model	Final applicable model			
	Name of colored parts	Basic part No.	NHA95	NHB01	NHB54	R305					
1	BODY COMP., FRAME	50100-MJL-D50	ZB	ZB	ZB	ZB			F-34	3	
2	COVER SET, L. SIDE	83700-MJL-D30	ZA	ZA	ZA	ZA			F-19	6	
3	COVER SET, R. SIDE	83600-MJL-D30	ZA	ZA	ZA	ZA			F-19	5	
4	COVER, ASSY., CENTER	64510-MGS-D31	ZA	ZA	ZA	ZA			F-37	6	
5	COVER, FR. UNDER	64273-MGS-D30	ZA	ZA	ZA	ZA			F-40	2	
6	COVER, INNER UPPER	61317-MGS-D30	ZA	ZA	ZA	ZA			F-39	3	
7	COVER, R. ENGINE SIDE	64520-MGS-D50	ZA	ZA	ZA	ZA			E-5-1	16	
8	COVER, SEAT FR.	64375-MGS-D30	ZL	ZK	ZJ	ZH			F-19	2	
9	COWL SET, L. FR. SIDE	64275-MGS-D31	ZB	ZB	ZB	ZB			F-40	3	
10	COWL SET, R. FR. SIDE	64270-MGS-D31	ZB	ZB	ZB	ZB			F-40	1	
11	COWL, CENTER SEAT	77217-MGS-D30	ZL	ZK	ZJ	ZH			F-18	3	
12	COWL, CENTER UNDER	64500-MGS-D30	ZC	ZC	ZC	ZC			F-41	7	
13	COWL, FR. CENTER	64260-MGS-D30	ZA	ZA	ZA	ZA			F-39	6	
14	COWL, L. SEAT	77216-MJJ-D30	ZH	ZG	ZF	ZE			F-18	2	
15	COWL, L. UNDER	64400-MGS-D50	ZA	ZA	ZA	ZA			F-41	6	
16	COWL, R. SEAT	77215-MJJ-D30	ZH	ZG	ZF	ZE			F-18	1	
17	COWL, R. UNDER	64300-MGS-D50	ZA	ZA	ZA	ZA			F-41	4	
18	DUCT, L. AIR	64290-MGS-D30	ZL	ZK	ZJ	ZH			F-40	5	
19	DUCT, R. AIR	64280-MGS-D30	ZL	ZK	ZJ	ZH			F-40	4	
20	FENDER B SET, RR.	80110-MGS-D30	ZB	ZB	ZB	ZB			F-28	1	
21	FENDER SET, FR.	61000-MJL-D80	ZC	ZE	ZD	ZB			F-8	4	
22	GRIP, L. RR.	77340-MJJ-D30	ZC	ZC	ZC	ZC			F-18	5	
23	GRIP, R. RR.	77330-MJJ-D30	ZC	ZC	ZC	ZC			F-18	4	
24	HOLDER ASSY., HANDLE UPPER	53130-MGS-D30	ZA	ZA	ZA	ZA			F-6	17	
25	LID A, LUGGAGE	64101-MGS-D30	ZL	ZK	ZJ	ZH			F-36	1	
26	LID B, L. LUGGAGE	64103-MGS-D30	ZA	ZA	ZA	ZA			F-36	3	
27	LID B, R. LUGGAGE	64102-MGS-D30	ZA	ZA	ZA	ZA			F-36	2	
28	MARK	86831-MJL-D30	ZA	ZA	ZA	ZA			F-44	7	
29	MARK, ABS	86611-MJF-A00	-	ZB	ZA	-			F-44	5	

NC750XD (NC750XDE).....3ED

No.	MODEL		NC750XDE							
	COLOR		Sword silver metallic	Graphite black	Mat pearl glare white	Candy arcadian red	Applicable model		Applicable block No.	Ref.No.
	CODE		NH-A95M	NH-B01	NH-B54P	R-305C	Initial applicable model	Final applicable model		
	Name of colored parts	Basic part No.	NHA95	NHB01	NHB54	R305				
30	MARK, ABS	86611-MJL-D80	ZA	-	-	ZA			F-44	5
31	MARK, HONDA	86101-MGS-D30	ZA	ZA	ZA	ZA			F-44	1
32	MARK, HONDA	86103-MGS-D30	ZA	ZA	ZA	ZA			F-44	2
33	MARK, L. WING	86202-MGS-D31	ZA	ZA	ZA	ZA			F-44	4
34	MARK, R. WING	86201-MGS-D31	ZA	ZA	ZA	ZA			F-44	3
35	PIPE, STEERING HANDLE	53100-MGS-D50	ZA	ZA	ZA	ZA			F-6	10
36	SHROUD, L.	64395-MGS-D30	-	ZG	-	ZH			F-19	4
37	SHROUD, L.	64395-MGS-E30	ZG	-	-	-			F-19	4
38	SHROUD, L.	64395-MJL-L30	-	-	ZD	-			F-19	4
39	SHROUD, R.	64385-MGS-D30	-	ZG	-	ZH			F-19	3
40	SHROUD, R.	64385-MGS-E30	ZG	-	-	-			F-19	3
41	SHROUD, R.	64385-MJL-L30	-	-	ZD	-			F-19	3
42	STAY, RADIATOR LOWER	19516-MGS-D30	ZA	ZA	ZA	ZA			F-35	17
43	TANK ASSY., FUEL	04801-MGS-D30	ZD	ZD	ZD	ZD			F-16	1
44	TRIM, FUEL TANK	17516-KCZ-000	ZB	ZB	ZB	ZB			F-34	2
45	WINDSCREEN SET	64100-MGS-D30	ZA	ZA	ZA	ZA			F-39	4



NC750XD (NC750XDE).....ED

No.	MODEL		NC750XDE							
	COLOR		Sword silver metallic	Graphite black	Mat pearl glare white	Candy arcadian red	Applicable model		Applicable block No.	Ref.No.
	CODE		NH-A95M	NH-B01	NH-B54P	R-305C	Initial applicable model	Final applicable model		
	Name of colored parts	Basic part No.	NHA95	NHB01	NHB54	R305				
1	BODY COMP., FRAME	50100-MJL-D50	ZB	ZB	ZB	ZB			F-34	3
2	COVER SET, L. SIDE	83700-MJL-D30	ZA	ZA	ZA	ZA			F-19	6
3	COVER SET, R. SIDE	83600-MJL-D30	ZA	ZA	ZA	ZA			F-19	5
4	COVER, ASSY., CENTER	64510-MGS-D31	ZA	ZA	ZA	ZA			F-37	6
5	COVER, FR. UNDER	64273-MGS-D30	ZA	ZA	ZA	ZA			F-40	2
6	COVER, INNER UPPER	61317-MGS-D30	ZA	ZA	ZA	ZA			F-39	3
7	COVER, R. ENGINE SIDE	64520-MGS-D50	ZA	ZA	ZA	ZA			E-5-1	16
8	COVER, SEAT FR.	64375-MGS-D30	ZL	ZK	ZJ	ZH			F-19	2
9	COWL SET, L. FR. SIDE	64275-MGS-D31	ZB	ZB	ZB	ZB			F-40	3
10	COWL SET, R. FR. SIDE	64270-MGS-D31	ZB	ZB	ZB	ZB			F-40	1
11	COWL, CENTER SEAT	77217-MGS-D30	ZL	ZK	ZJ	ZH			F-18	3
12	COWL, CENTER UNDER	64500-MGS-D30	ZC	ZC	ZC	ZC			F-41	7
13	COWL, FR. CENTER	64260-MGS-D30	ZA	ZA	ZA	ZA			F-39	6
14	COWL, L. SEAT	77216-MJJ-D30	ZH	ZG	ZF	ZE			F-18	2
15	COWL, L. UNDER	64400-MGS-D50	ZA	ZA	ZA	ZA			F-41	6
16	COWL, R. SEAT	77215-MJJ-D30	ZH	ZG	ZF	ZE			F-18	1
17	COWL, R. UNDER	64300-MGS-D50	ZA	ZA	ZA	ZA			F-41	4
18	DUCT, L. AIR	64290-MGS-D30	ZL	ZK	ZJ	ZH			F-40	5
19	DUCT, R. AIR	64280-MGS-D30	ZL	ZK	ZJ	ZH			F-40	4
20	FENDER B SET, RR.	80110-MGS-D30	ZB	ZB	ZB	ZB			F-28	1
21	FENDER SET, FR.	61000-MJL-D80	ZC	ZE	ZD	ZB			F-8	4
22	GRIP, L. RR.	77340-MJJ-D30	ZC	ZC	ZC	ZC			F-18	5
23	GRIP, R. RR.	77330-MJJ-D30	ZC	ZC	ZC	ZC			F-18	4
24	HOLDER ASSY., HANDLE UPPER	53130-MGS-D30	ZA	ZA	ZA	ZA			F-6	17
25	LID A, LUGGAGE	64101-MGS-D30	ZL	ZK	ZJ	ZH			F-36	1
26	LID B, L. LUGGAGE	64103-MGS-D30	ZA	ZA	ZA	ZA			F-36	3
27	LID B, R. LUGGAGE	64102-MGS-D30	ZA	ZA	ZA	ZA			F-36	2
28	MARK	86831-MJL-D30	ZA	ZA	ZA	ZA			F-44	7
29	MARK, ABS	86611-MJF-A00	-	ZB	ZA	-			F-44	5

NC750XD (NC750XDE).....ED

No.	MODEL		NC750XDE							
	COLOR		Sword silver metallic	Graphite black	Mat pearl glare white	Candy arcadian red	Applicable model		Applicable block No.	Ref.No.
	CODE		NH-A95M	NH-B01	NH-B54P	R-305C	Initial applicable model	Final applicable model		
	Name of colored parts	Basic part No.	NHA95	NHB01	NHB54	R305				
30	MARK, ABS	86611-MJL-D80	ZA	-	-	ZA			F-44	5
31	MARK, HONDA	86101-MGS-D30	ZA	ZA	ZA	ZA			F-44	1
32	MARK, HONDA	86103-MGS-D30	ZA	ZA	ZA	ZA			F-44	2
33	MARK, L. WING	86202-MGS-D31	ZA	ZA	ZA	ZA			F-44	4
34	MARK, R. WING	86201-MGS-D31	ZA	ZA	ZA	ZA			F-44	3
35	PIPE, STEERING HANDLE	53100-MGS-D50	ZA	ZA	ZA	ZA			F-6	10
36	SHROUD, L.	64395-MGS-D30	-	ZG	-	ZH			F-19	4
37	SHROUD, L.	64395-MGS-E30	ZG	-	-	-			F-19	4
38	SHROUD, L.	64395-MJL-L30	-	-	ZD	-			F-19	4
39	SHROUD, R.	64385-MGS-D30	-	ZG	-	ZH			F-19	3
40	SHROUD, R.	64385-MGS-E30	ZG	-	-	-			F-19	3
41	SHROUD, R.	64385-MJL-L30	-	-	ZD	-			F-19	3
42	STAY, RADIATOR LOWER	19516-MGS-D30	ZA	ZA	ZA	ZA			F-35	17
43	TANK ASSY., FUEL	04801-MGS-D30	ZD	ZD	ZD	ZD			F-16	1
44	TRIM, FUEL TANK	17516-KCZ-000	ZB	ZB	ZB	ZB			F-34	2
45	WINDSCREEN SET	64100-MGS-D30	ZA	ZA	ZA	ZA			F-39	4





## NC750XD (NC750XDE).....RU

No.	MODEL		NC750XDE							Applicable block No.	Ref.No.
	COLOR		Sword silver metallic	Graphite black	Mat pearl glare white	Candy arcadian red	Applicable model				
	CODE		NH-A95M	NH-B01	NH-B54P	R-305C	Initial applicable model	Final applicable model			
	Name of colored parts	Basic part No.	NHA95	NHB01	NHB54	R305					
1	BODY COMP., FRAME	50100-MJL-D50	ZB	ZB	ZB	ZB			F-34	3	
2	COVER SET, L. SIDE	83700-MJL-D30	ZA	ZA	ZA	ZA			F-19	6	
3	COVER SET, R. SIDE	83600-MJL-D30	ZA	ZA	ZA	ZA			F-19	5	
4	COVER, ASSY., CENTER	64510-MGS-D31	ZA	ZA	ZA	ZA			F-37	6	
5	COVER, FR. UNDER	64273-MGS-D30	ZA	ZA	ZA	ZA			F-40	2	
6	COVER, INNER UPPER	61317-MGS-D30	ZA	ZA	ZA	ZA			F-39	3	
7	COVER, R. ENGINE SIDE	64520-MGS-D50	ZA	ZA	ZA	ZA			E-5-1	16	
8	COVER, SEAT FR.	64375-MGS-D30	ZL	ZK	ZJ	ZH			F-19	2	
9	COWL SET, L. FR. SIDE	64275-MGS-D31	ZB	ZB	ZB	ZB			F-40	3	
10	COWL SET, R. FR. SIDE	64270-MGS-D31	ZB	ZB	ZB	ZB			F-40	1	
11	COWL, CENTER SEAT	77217-MGS-D30	ZL	ZK	ZJ	ZH			F-18	3	
12	COWL, CENTER UNDER	64500-MGS-D30	ZC	ZC	ZC	ZC			F-41	7	
13	COWL, FR. CENTER	64260-MGS-D30	ZA	ZA	ZA	ZA			F-39	6	
14	COWL, L. SEAT	77216-MJJ-D30	ZH	ZG	ZF	ZE			F-18	2	
15	COWL, L. UNDER	64400-MGS-D50	ZA	ZA	ZA	ZA			F-41	6	
16	COWL, R. SEAT	77215-MJJ-D30	ZH	ZG	ZF	ZE			F-18	1	
17	COWL, R. UNDER	64300-MGS-D50	ZA	ZA	ZA	ZA			F-41	4	
18	DUCT, L. AIR	64290-MGS-D30	ZL	ZK	ZJ	ZH			F-40	5	
19	DUCT, R. AIR	64280-MGS-D30	ZL	ZK	ZJ	ZH			F-40	4	
20	FENDER B SET, RR.	80110-MGS-D30	ZB	ZB	ZB	ZB			F-28	1	
21	FENDER SET, FR.	61000-MJL-D80	ZC	ZE	ZD	ZB			F-8	4	
22	GRIP, L. RR.	77340-MJJ-D30	ZC	ZC	ZC	ZC			F-18	5	
23	GRIP, R. RR.	77330-MJJ-D30	ZC	ZC	ZC	ZC			F-18	4	
24	HOLDER ASSY., HANDLE UPPER	53130-MGS-D30	ZA	ZA	ZA	ZA			F-6	17	
25	LID A, LUGGAGE	64101-MGS-D30	ZL	ZK	ZJ	ZH			F-36	1	
26	LID B, L. LUGGAGE	64103-MGS-D30	ZA	ZA	ZA	ZA			F-36	3	
27	LID B, R. LUGGAGE	64102-MGS-D30	ZA	ZA	ZA	ZA			F-36	2	
28	MARK	86831-MJL-D30	ZA	ZA	ZA	ZA			F-44	7	
29	MARK, ABS	86611-MJF-A00	-	ZB	ZA	-			F-44	5	

NC750XD (NC750XDE).....RU

No.	MODEL		NC750XDE							
	COLOR		Sword silver metallic	Graphite black	Mat pearl glare white	Candy arcadian red	Applicable model		Applicable block No.	Ref.No.
	CODE		NH-A95M	NH-B01	NH-B54P	R-305C	Initial applicable model	Final applicable model		
	Name of colored parts	Basic part No.	NHA95	NHB01	NHB54	R305				
30	MARK, ABS	86611-MJL-D80	ZA	-	-	ZA			F-44	5
31	MARK, HONDA	86101-MGS-D30	ZA	ZA	ZA	ZA			F-44	1
32	MARK, HONDA	86103-MGS-D30	ZA	ZA	ZA	ZA			F-44	2
33	MARK, L. WING	86202-MGS-D31	ZA	ZA	ZA	ZA			F-44	4
34	MARK, R. WING	86201-MGS-D31	ZA	ZA	ZA	ZA			F-44	3
35	PIPE, STEERING HANDLE	53100-MGS-D50	ZA	ZA	ZA	ZA			F-6	10
36	SHROUD, L.	64395-MGS-D30	-	ZG	-	ZH			F-19	4
37	SHROUD, L.	64395-MGS-E30	ZG	-	-	-			F-19	4
38	SHROUD, L.	64395-MJL-L30	-	-	ZD	-			F-19	4
39	SHROUD, R.	64385-MGS-D30	-	ZG	-	ZH			F-19	3
40	SHROUD, R.	64385-MGS-E30	ZG	-	-	-			F-19	3
41	SHROUD, R.	64385-MJL-L30	-	-	ZD	-			F-19	3
42	STAY, RADIATOR LOWER	19516-MGS-D30	ZA	ZA	ZA	ZA			F-35	17
43	TANK ASSY., FUEL	04801-MGS-D30	ZD	ZD	ZD	ZD			F-16	1
44	TRIM, FUEL TANK	17516-KCZ-000	ZB	ZB	ZB	ZB			F-34	2
45	WINDSCREEN SET	64100-MGS-D30	ZA	ZA	ZA	ZA			F-39	4



## NC750XD (NC750XDE).....TH

No.	MODEL		NC750XDE						
	COLOR		Sword silver metallic	Mat pearl glare white	Candy arcadian red	Applicable model		Applicable block No.	Ref.No.
	Name of colored parts	Basic part No.	NH-A95M	NH-B54P	R-305C	Initial applicable model	Final applicable model		
1	BODY COMP., FRAME	50100-MJL-D50	ZB	ZB	ZB			F-34	3
2	COVER SET, L. SIDE	83700-MJL-D30	ZA	ZA	ZA			F-19	6
3	COVER SET, R. SIDE	83600-MJL-D30	ZA	ZA	ZA			F-19	5
4	COVER, ASSY., CENTER	64510-MGS-D31	ZA	ZA	ZA			F-37	6
5	COVER, FR. UNDER	64273-MGS-D30	ZA	ZA	ZA			F-40	2
6	COVER, INNER UPPER	61317-MGS-D30	ZA	ZA	ZA			F-39	3
7	COVER, R. ENGINE SIDE	64520-MGS-D50	ZA	ZA	ZA			E-5-1	16
8	COVER, SEAT FR.	64375-MGS-D30	ZL	ZJ	ZH			F-19	2
9	COWL SET, L. FR. SIDE	64275-MGS-D31	ZB	ZB	ZB			F-40	3
10	COWL SET, R. FR. SIDE	64270-MGS-D31	ZB	ZB	ZB			F-40	1
11	COWL, CENTER SEAT	77217-MGS-D30	ZL	ZJ	ZH			F-18	3
12	COWL, CENTER UNDER	64500-MGS-D30	ZC	ZC	ZC			F-41	7
13	COWL, FR. CENTER	64260-MGS-D30	ZA	ZA	ZA			F-39	6
14	COWL, L. SEAT	77216-MJJ-D30	ZH	ZF	ZE			F-18	2
15	COWL, L. UNDER	64400-MGS-D50	ZA	ZA	ZA			F-41	6
16	COWL, R. SEAT	77215-MJJ-D30	ZH	ZF	ZE			F-18	1
17	COWL, R. UNDER	64300-MGS-D50	ZA	ZA	ZA			F-41	4
18	DUCT, L. AIR	64290-MGS-D30	ZL	ZJ	ZH			F-40	5
19	DUCT, R. AIR	64280-MGS-D30	ZL	ZJ	ZH			F-40	4
20	FENDER B SET, RR.	80110-MGS-D30	ZB	ZB	ZB			F-28	1
21	FENDER SET, FR.	61000-MJL-D80	ZC	ZD	ZB			F-8	4
22	GRIP, L. RR.	77340-MJJ-D30	ZC	ZC	ZC			F-18	5
23	GRIP, R. RR.	77330-MJJ-D30	ZC	ZC	ZC			F-18	4
24	HOLDER ASSY., HANDLE UPPER	53130-MGS-D30	ZA	ZA	ZA			F-6	17
25	LID A, LUGGAGE	64101-MGS-D30	ZL	ZJ	ZH			F-36	1
26	LID B, L. LUGGAGE	64103-MGS-D30	ZA	ZA	ZA			F-36	3
27	LID B, R. LUGGAGE	64102-MGS-D30	ZA	ZA	ZA			F-36	2

## NC750XD (NC750XDE).....TH

No.	MODEL		NC750XDE						
	COLOR		Sword silver metallic	Mat pearl glare white	Candy arcadian red	Applicable model		Applicable block No.	Ref.No.
	Name of colored parts	Basic part No.	NH-A95M	NH-B54P	R-305C	Initial applicable model	Final applicable model		
28	MARK	86831-MJL-D30	ZA	ZA	ZA			F-44	7
29	MARK, ABS	86611-MJF-A00	-	ZA	-			F-44	5
30	MARK, ABS	86611-MJL-D80	ZA	-	ZA			F-44	5
31	MARK, HONDA	86101-MGS-D30	ZA	ZA	ZA			F-44	1
32	MARK, HONDA	86103-MGS-D30	ZA	ZA	ZA			F-44	2
33	MARK, L. WING	86202-MGS-D31	ZA	ZA	ZA			F-44	4
34	MARK, R. WING	86201-MGS-D31	ZA	ZA	ZA			F-44	3
35	PIPE, STEERING HANDLE	53100-MGS-D50	ZA	ZA	ZA			F-6	10
36	SHROUD, L.	64395-MGS-D30	-	-	ZH			F-19	4
37	SHROUD, L.	64395-MGS-E30	ZG	-	-			F-19	4
38	SHROUD, L.	64395-MJL-L30	-	ZD	-			F-19	4
39	SHROUD, R.	64385-MGS-D30	-	-	ZH			F-19	3
40	SHROUD, R.	64385-MGS-E30	ZG	-	-			F-19	3
41	SHROUD, R.	64385-MJL-L30	-	ZD	-			F-19	3
42	STAY, RADIATOR LOWER	19516-MGS-D30	ZA	ZA	ZA			F-35	17
43	TANK ASSY., FUEL	04801-MGS-T50	ZC	ZC	ZC			F-16	2
44	TRIM, FUEL TANK	17516-KCZ-000	ZB	ZB	ZB			F-34	2
45	WINDSCREEN SET	64100-MGS-D30	ZA	ZA	ZA			F-39	4

## NC750XA (NC750XAE)

No.	MODEL		NC750XAE							Applicable block No.	Ref.No.
	COLOR		Sword silver metallic	Graphite black	Mat pearl glare white	Candy arcadian red	Applicable model				
	CODE		NH-A95M	NH-B01	NH-B54P	R-305C	Initial applicable model	Final applicable model			
	Name of colored parts	Basic part No.	NHA95	NHB01	NHB54	R305					
1	BODY COMP., FRAME	50100-MJL-D30	ZB	ZB	ZB	ZB			F-34	3	
2	COVER SET, L. SIDE	83700-MJL-D30	ZA	ZA	ZA	ZA			F-19	6	
3	COVER SET, R. SIDE	83600-MJL-D30	ZA	ZA	ZA	ZA			F-19	5	
4	COVER, ASSY., CENTER	64510-MGS-D31	ZA	ZA	ZA	ZA			F-37	6	
5	COVER, FR. UNDER	64273-MGS-D30	ZA	ZA	ZA	ZA			F-40	2	
6	COVER, INNER UPPER	61317-MGS-D30	ZA	ZA	ZA	ZA			F-39	3	
7	COVER, SEAT FR.	64375-MGS-D30	ZL	ZK	ZJ	ZH			F-19	2	
8	COWL SET, L. FR. SIDE	64275-MGS-D31	ZB	ZB	ZB	ZB			F-40	3	
9	COWL SET, R. FR. SIDE	64270-MGS-D31	ZB	ZB	ZB	ZB			F-40	1	
10	COWL, CENTER SEAT	77217-MGS-D30	ZL	ZK	ZJ	ZH			F-18	3	
11	COWL, CENTER UNDER	64500-MGS-D30	ZC	ZC	ZC	ZC			F-41	7	
12	COWL, FR. CENTER	64260-MGS-D30	ZA	ZA	ZA	ZA			F-39	6	
13	COWL, L. SEAT	77216-MJJ-D30	ZH	ZG	ZF	ZE			F-18	2	
14	COWL, L. UNDER	64400-MGS-D31	ZA	ZA	ZA	ZA			F-41	5	
15	COWL, R. SEAT	77215-MJJ-D30	ZH	ZG	ZF	ZE			F-18	1	
16	COWL, R. UNDER	64300-MGS-D30	ZA	ZA	ZA	ZA			F-41	3	
17	DUCT, L. AIR	64290-MGS-D30	ZL	ZK	ZJ	ZH			F-40	5	
18	DUCT, R. AIR	64280-MGS-D30	ZL	ZK	ZJ	ZH			F-40	4	
19	FENDER B SET, RR.	80110-MGS-D30	ZB	ZB	ZB	ZB			F-28	1	
20	FENDER SET, FR.	61000-MJL-D80	ZC	ZE	ZD	ZB			F-8	4	
21	GRIP, L. RR.	77340-MJJ-D30	ZC	ZC	ZC	ZC			F-18	5	
22	GRIP, R. RR.	77330-MJJ-D30	ZC	ZC	ZC	ZC			F-18	4	
23	HOLDER ASSY., HANDLE UPPER	53130-MGS-D30	ZA	ZA	ZA	ZA			F-6	17	
24	LID A, LUGGAGE	64101-MGS-D30	ZL	ZK	ZJ	ZH			F-36	1	
25	LID B, L. LUGGAGE	64103-MGS-D30	ZA	ZA	ZA	ZA			F-36	3	
26	LID B, R. LUGGAGE	64102-MGS-D30	ZA	ZA	ZA	ZA			F-36	2	
27	MARK	86831-MJL-D30	ZA	ZA	ZA	ZA			F-44	7	
28	MARK, ABS	86611-MJF-A00	-	ZB	ZA	-			F-44	5	
29	MARK, ABS	86611-MJL-D80	ZA	-	-	ZA			F-44	5	

## NC750XA (NC750XAE)

No.	MODEL		NC750XAE							Applicable block No.	Ref.No.
	COLOR		Sword silver metallic	Graphite black	Mat pearl glare white	Candy arcadian red	Applicable model				
	CODE		NH-A95M	NH-B01	NH-B54P	R-305C	Initial applicable model	Final applicable model			
	Name of colored parts	Basic part No.	NHA95	NHB01	NHB54	R305					
30	MARK, HONDA	86101-MGS-D30	ZA	ZA	ZA	ZA			F-44	1	
31	MARK, HONDA	86103-MGS-D30	ZA	ZA	ZA	ZA			F-44	2	
32	MARK, L. WING	86202-MGS-D31	ZA	ZA	ZA	ZA			F-44	4	
33	MARK, R. WING	86201-MGS-D31	ZA	ZA	ZA	ZA			F-44	3	
34	PIPE, STEERING HANDLE	53100-MGS-D30	ZA	ZA	ZA	ZA			F-6	10	
35	SHROUD, L.	64395-MGS-D30	-	ZG	-	ZH			F-19	4	
36	SHROUD, L.	64395-MGS-E30	ZG	-	-	-			F-19	4	
37	SHROUD, L.	64395-MJL-L30	-	-	ZD	-			F-19	4	
38	SHROUD, R.	64385-MGS-D30	-	ZG	-	ZH			F-19	3	
39	SHROUD, R.	64385-MGS-E30	ZG	-	-	-			F-19	3	
40	SHROUD, R.	64385-MJL-L30	-	-	ZD	-			F-19	3	
41	STAY, RADIATOR LOWER	19516-MGS-D30	ZA	ZA	ZA	ZA			F-35	17	
42	TANK ASSY., FUEL	04801-MGS-D30	ZD	ZD	ZD	ZD			F-16	1	
43	TRIM, FUEL TANK	17516-KCZ-000	ZB	ZB	ZB	ZB			F-34	2	
44	WINDSCREEN SET	64100-MGS-D30	ZA	ZA	ZA	ZA			F-39	4	

## NC700XD (NC700XDE)

No.	MODEL		NC700XDE							
	COLOR		Sword silver metallic	Graphite black	Mat pearl glare white	Candy arcadian red	Applicable model		Applicable block No.	Ref.No.
	CODE		NH-A95M	NH-B01	NH-B54P	R-305C	Initial applicable model	Final applicable model		
	Name of colored parts	Basic part No.	NHA95	NHB01	NHB54	R305				
1	BODY COMP., FRAME	50100-MJL-D50	ZB	ZB	ZB	ZB			F-34	3
2	COVER SET, L. SIDE	83700-MGS-D30	ZB	ZB	ZB	ZB			F-19	6
3	COVER SET, R. SIDE	83600-MGS-D30	ZB	ZB	ZB	ZB			F-19	5
4	COVER, ASSY., CENTER	64510-MGS-D31	ZA	ZA	ZA	ZA			F-37	6
5	COVER, FR. UNDER	64273-MGS-D30	ZA	ZA	ZA	ZA			F-40	2
6	COVER, INNER UPPER	61317-MGS-D30	ZA	ZA	ZA	ZA			F-39	3
7	COVER, R. ENGINE SIDE	64520-MGS-D50	ZA	ZA	ZA	ZA			E-5-1	16
8	COVER, SEAT FR.	64375-MGS-D30	ZL	ZK	ZJ	ZH			F-19	2
9	COWL SET, L. FR. SIDE	64275-MGS-D31	ZB	ZB	ZB	ZB			F-40	3
10	COWL SET, R. FR. SIDE	64270-MGS-D31	ZB	ZB	ZB	ZB			F-40	1
11	COWL, CENTER SEAT	77217-MGS-D30	ZL	ZK	ZJ	ZH			F-18	3
12	COWL, CENTER UNDER	64500-MGS-D30	ZC	ZC	ZC	ZC			F-41	7
13	COWL, FR. CENTER	64260-MGS-D30	ZA	ZA	ZA	ZA			F-39	6
14	COWL, L. SEAT	77216-MJJ-D30	ZH	ZG	ZF	ZE			F-18	2
15	COWL, L. UNDER	64400-MGS-D50	ZA	ZA	ZA	ZA			F-41	6
16	COWL, R. SEAT	77215-MJJ-D30	ZH	ZG	ZF	ZE			F-18	1
17	COWL, R. UNDER	64300-MGS-D50	ZA	ZA	ZA	ZA			F-41	4
18	DUCT, L. AIR	64290-MGS-D30	ZL	ZK	ZJ	ZH			F-40	5
19	DUCT, R. AIR	64280-MGS-D30	ZL	ZK	ZJ	ZH			F-40	4
20	FENDER B SET, RR.	80110-MGS-D30	ZB	ZB	ZB	ZB			F-28	1
21	FENDER SET, FR.	61000-MJL-D80	ZC	ZE	ZD	ZB			F-8	4
22	GRIP, L. RR.	77340-MJJ-D30	ZC	ZC	ZC	ZC			F-18	5
23	GRIP, R. RR.	77330-MJJ-D30	ZC	ZC	ZC	ZC			F-18	4
24	HOLDER ASSY., HANDLE UPPER	53130-MGS-D30	ZA	ZA	ZA	ZA			F-6	17
25	LID A, LUGGAGE	64101-MGS-D30	ZL	ZK	ZJ	ZH			F-36	1
26	LID B, L. LUGGAGE	64103-MGS-D30	ZA	ZA	ZA	ZA			F-36	3
27	LID B, R. LUGGAGE	64102-MGS-D30	ZA	ZA	ZA	ZA			F-36	2
28	MARK	86831-MGS-D31	ZA	ZA	ZA	ZA			F-44	6
29	MARK, ABS	86611-MJF-A00	-	ZB	ZA	-			F-44	5

## NC700XD (NC700XDE)

No.	MODEL		NC700XDE							Applicable block No.	Ref.No.
	COLOR		Sword silver metallic	Graphite black	Mat pearl glare white	Candy arcadian red	Applicable model				
	CODE		NH-A95M	NH-B01	NH-B54P	R-305C	Initial applicable model	Final applicable model			
	Name of colored parts	Basic part No.	NHA95	NHB01	NHB54	R305					
30	MARK, ABS	86611-MJL-D80	ZA	-	-	ZA			F-44	5	
31	MARK, HONDA	86101-MGS-D30	ZA	ZA	ZA	ZA			F-44	1	
32	MARK, HONDA	86103-MGS-D30	ZA	ZA	ZA	ZA			F-44	2	
33	MARK, L. WING	86202-MGS-D31	ZA	ZA	ZA	ZA			F-44	4	
34	MARK, R. WING	86201-MGS-D31	ZA	ZA	ZA	ZA			F-44	3	
35	PIPE, STEERING HANDLE	53100-MGS-D50	ZA	ZA	ZA	ZA			F-6	10	
36	SHROUD, L.	64395-MGS-D30	-	ZG	-	ZH			F-19	4	
37	SHROUD, L.	64395-MGS-E30	ZG	-	-	-			F-19	4	
38	SHROUD, L.	64395-MJL-L30	-	-	ZD	-			F-19	4	
39	SHROUD, R.	64385-MGS-D30	-	ZG	-	ZH			F-19	3	
40	SHROUD, R.	64385-MGS-E30	ZG	-	-	-			F-19	3	
41	SHROUD, R.	64385-MJL-L30	-	-	ZD	-			F-19	3	
42	STAY, RADIATOR LOWER	19516-MGS-D30	ZA	ZA	ZA	ZA			F-35	17	
43	TANK ASSY., FUEL	04801-MGS-D30	ZD	ZD	ZD	ZD			F-16	1	
44	TRIM, FUEL TANK	17516-KCZ-000	ZB	ZB	ZB	ZB			F-34	2	
45	WINDSCREEN SET	64100-MGS-D30	ZA	ZA	ZA	ZA			F-39	4	



## Fuel hose, general purpose hoses and vinyl hose

- The standard part fuel hose, general purpose hose and vinyl hose may be substituted by the coiled bulk part.
- When ordering the standard part fuel hose, general purpose hose and vinyl hose use the bulk part number written in the parts catalogue in brackets ( ) underneath the part name, or use the catalogue below.  
(The bulk part standard length is 1 m, however, those displayed in the catalogue < > are available in 3 m and 8 m lengths.)
- When exchanging the hose, cut and use at the specified length as mentioned in the part name.  
(For the method of cutting the bulk part, and method of filling out orders etc., please refer to the service manual and the instructions issued with the bulk part.)
- The list below is a catalogue of the standard part numbers and bulk part numbers. Note that those numbers are applicable to the listed replacement parts only.

Fuel hoses/Tubes			
Standard part No.	Bulk part No.	Bulk part	
		Inner diameter (mm)	Length (m)
95001-30xxx-2x	95001-30001-20M	3.0	1
95001-30xxx-3x	95001-30001-30M	3.0	1
95001-30xxx-4x	95001-30001-40M	3.0	1
95001-35xxx-2x	95001-35001-50M <95001-35003-50M>	3.5	1 3
95001-35xxx-3x	95001-35001-60M <95001-35003-60M>	3.5	1 3
95001-35xxx-4x	95001-35001-60M <95001-35003-60M>	3.5	1 3
95001-35xxx-5x	95001-35001-50M <95001-35003-50M>	3.5	1 3
95001-35xxx-6x	95001-35001-60M <95001-35003-60M>	3.5	1 3
95001-45xxx-2x	95001-45001-50M <95001-45003-50M>	4.5	1 3
95001-45xxx-3x	95001-45001-60M <95001-45003-60M> <95001-45008-60M>	4.5	1 3 8
95001-45xxx-4x	95001-45001-60M <95001-45003-60M> <95001-45008-60M>	4.5	1 3 8
95001-45xxx-5x	95001-45001-50M <95001-45003-50M>	4.5	1 3
95001-45xxx-6x	95001-45001-60M <95001-45003-60M> <95001-45008-60M>	4.5	1 3 8
95001-55xxx-2x	95001-55001-50M <95001-55003-50M> <95001-55008-50M>	5.5	1 3 8

Fuel hoses/Tubes			
Standard part No.	Bulk part No.	Bulk part	
		Inner diameter (mm)	Length (m)
95001-55xxx-3x	95001-55001-60M <95001-55003-60M> <95001-55008-60M>	5.5	1 3 8
95001-55xxx-4x	95001-55001-60M <95001-55003-60M> <95001-55008-60M>	5.5	1 3 8
95001-55xxx-5x	95001-55001-50M <95001-55003-50M> <95001-55008-50M>	5.5	1 3 8
95001-55xxx-6x	95001-55001-60M <95001-55003-60M> <95001-55008-60M>	5.5	1 3 8
95001-75xxx-2x	95001-75001-50M <95001-75003-50M>	7.5	1 3
95001-75xxx-3x	95001-75001-60M <95001-75003-60M> <95001-75008-60M>	7.5	1 3 8
95001-75xxx-4x	95001-75001-60M <95001-75003-60M> <95001-75008-60M>	7.5	1 3 8
95001-75xxx-5x	95001-75001-50M <95001-75003-50M>	7.5	1 3
95001-75xxx-6x	95001-75001-60M <95001-75003-60M> <95001-75008-60M>	7.5	1 3 8
95001-80xxx-2x	95001-80001-50M	8.0	1
95001-80xxx-3x	95001-80001-60M	8.0	1
95001-80xxx-4x	95001-80001-60M	8.0	1
95001-80xxx-5x	95001-80001-50M	8.0	1
95001-80xxx-6x	95001-80001-60M	8.0	1

Vinyl tube				
Standard part No.	Bulk part No.	Bulk part		
		Inner dia- meter (mm)	Outer dia-meter (mm)	Length (m)
95003-01xxx-3x	95003-01001-60M <95003-01003-60M>	2.9	6.8	1 3
95003-01xxx-60	95003-01001-60M <95003-01003-60M>	2.9	6.8	1 3
95003-03xxx-3x	95003-03001-60M <95003-03003-60M>	3.0	6.0	1 3
95003-03xxx-60	95003-03001-60M <95003-03003-60M>	3.0	6.0	1 3
95003-05xxx-3x	95003-05001-60M <95003-05003-60M> <95003-05008-60M>	3.5	6.5	1 3 8
95003-05xxx-60	95003-05001-60M <95003-05003-60M> <95003-05008-60M>	3.5	6.5	1 3 8
95003-07xxx-1x	95003-07001-10M <95003-07003-10M> <95003-07008-10M>	4.0	7.0	1 3 8
95003-07xxx-20	95003-07001-10M <95003-07003-10M> <95003-07008-10M>	4.0	7.0	1 3 8
95003-07xxx-3x	95003-07001-60M <95003-07003-60M> <95003-07008-60M>	4.0	7.0	1 3 8
95003-07xxx-60	95003-07001-60M <95003-07003-60M> <95003-07008-60M>	4.0	7.0	1 3 8
95003-07xxx-7x	95003-07001-70M <95003-07003-70M> <95003-07008-70M>	4.0	7.0	1 3 8
95003-08xxx-1x	95003-08001-10M <95003-08003-10M> <95003-08008-10M>	4.5	6.5	1 3 8
95003-09xxx-3x	95003-09001-60M <95003-09003-60M>	4.5	8.0	1 3
95003-09xxx-60	95003-09001-60M <95003-09003-60M>	4.5	8.0	1 3
95003-10xxx-1x	95003-10001-10M <95003-10003-10M>	5.0	8.0	1 3
95003-10xxx-20	95003-10001-10M <95003-10003-10M>	5.0	8.0	1 3
95003-10xxx-3x	95003-10001-60M <95003-10003-60M>	5.0	8.0	1 3
95003-10xxx-60	95003-10001-60M <95003-10003-60M>	5.0	8.0	1 3
95003-11xxx-3x	95003-11001-60M <95003-11003-60M> <95003-11008-60M>	5.0	9.0	1 3 8
95003-11xxx-60	95003-11001-60M <95003-11003-60M> <95003-11008-60M>	5.0	9.0	1 3 8
95003-12xxx-1x	95003-12001-10M <95003-12003-10M> <95003-12008-10M>	5.0	7.0	1 3 8
95003-12xxx-20	95003-12001-10M <95003-12003-10M> <95003-12008-10M>	5.0	7.0	1 3 8

Vinyl tube				
Standard part No.	Bulk part No.	Bulk part		
		Inner dia- meter (mm)	Outer dia-meter (mm)	Length (m)
95003-14xxx-1x	95003-14001-10M <95003-14003-10M>	6.0	9.0	1 3
95003-14xxx-20	95003-14001-10M <95003-14003-10M>	6.0	9.0	1 3
95003-14xxx-3x	95003-14001-60M <95003-14003-60M>	6.0	9.0	1 3
95003-17xxx-1x	95003-17001-10M <95003-17003-10M>	7.0	9.0	1 3
95003-19xxx-1x	95003-19001-10M <95003-19003-10M> <95003-19008-10M>	7.0	11.0	1 3 8
95003-19xxx-20	95003-19001-10M <95003-19003-10M> <95003-19008-10M>	7.0	11.0	1 3 8
95003-19xxx-3x	95003-19001-60M <95003-19003-60M> <95003-19008-60M>	7.0	11.0	1 3 8
95003-19xxx-60	95003-19001-60M <95003-19003-60M> <95003-19008-60M>	7.0	11.0	1 3 8
95003-21xxx-1x	95003-21001-10M <95003-21003-10M>	8.0	9.0	1 3
95003-21xxx-20	95003-21001-10M <95003-21003-10M>	8.0	9.0	1 3
95003-23xxx-1x	95003-23001-10M <95003-23003-10M>	8.0	12.0	1 3
95003-23xxx-20	95003-23001-10M <95003-23003-10M>	8.0	12.0	1 3
95003-23xxx-3x	95003-23001-60M <95003-23003-60M> <95003-23008-60M>	8.0	12.0	1 3 8
95003-23xxx-60	95003-23001-60M <95003-23003-60M> <95003-23008-60M>	8.0	12.0	1 3 8
95003-25xxx-1x	95003-25001-10M <95003-25003-10M>	9.0	11.0	1 3
95003-25xxx-20	95003-25001-10M <95003-25003-10M>	9.0	11.0	1 3
95003-25xxx-3x	95003-25001-60M <95003-25003-60M>	9.0	11.0	1 3
95003-25xxx-7x	95003-25001-70M <95003-25003-70M>	9.0	11.0	1 3
95003-27xxx-1x	95003-27001-10M <95003-27003-10M>	9.0	13.0	1 3
95003-27xxx-20	95003-27001-10M <95003-27003-10M>	9.0	13.0	1 3
95003-27xxx-3x	95003-27001-60M <95003-27003-60M>	9.0	13.0	1 3
95003-27xxx-60	95003-27001-60M <95003-27003-60M>	9.0	13.0	1 3
95003-33xxx-1x	95003-33001-10M <95003-33003-10M>	10.0	14.0	1 3
95003-33xxx-20	95003-33001-10M <95003-33003-10M>	10.0	14.0	1 3

Vinyl tube				
Standard part No.	Bulk part No.	Bulk part		
		Inner dia- meter (mm)	Outer dia-meter (mm)	Length (m)
95003-36xxx-1x	95003-36001-10M <95003-36003-10M> <95003-36008-10M>	11.0	13.0	1 3 8
95003-36xxx-20	95003-36001-10M <95003-36003-10M> <95003-36008-10M>	11.0	13.0	1 3 8
95003-37xxx-3x	95003-37001-60M <95003-37003-60M>	11.0	15.0	1 3
95003-37xxx-60	95003-37001-60M <95003-37003-60M>	11.0	15.0	1 3
95003-38xxx-1x	95003-38001-10M <95003-38003-10M>	12.0	13.0	1 3
95003-38xxx-20	95003-38001-10M <95003-38003-10M>	12.0	13.0	1 3
95003-39xxx-1x	95003-39001-10M <95003-39003-10M>	12.0	14.0	1 3
95003-39xxx-20	95003-39001-10M <95003-39003-10M>	12.0	14.0	1 3
95003-40xxx-20	95003-40001-10M <95003-40003-10M>	12.0	16.0	1 3
95003-40xxx-3x	95003-40001-60M <95003-40003-60M>	12.0	16.0	1 3
95003-40xxx-60	95003-40001-60M <95003-40003-60M>	12.0	16.0	1 3
95003-43xxx-1x	95003-43001-10M <95003-43003-10M> <95003-43008-10M>	13.0	15.0	1 3 8
95003-43xxx-20	95003-43001-10M <95003-43003-10M> <95003-43008-10M>	13.0	15.0	1 3 8
95003-45xxx-1x	95003-45001-10M <95003-45003-10M> <95003-45008-10M>	14.0	18.0	1 3 8
95003-45xxx-20	95003-45001-10M <95003-45003-10M> <95003-45008-10M>	14.0	18.0	1 3 8
95003-50xxx-1x	95003-50001-10M <95003-50003-10M>	16.0	19.0	1 3
95003-50xxx-20	95003-50001-10M <95003-50003-10M>	16.0	19.0	1 3
95003-50xxx-3x	95003-50001-60M <95003-50003-60M>	16.0	19.0	1 3
95003-55xxx-1x	95003-55001-10M <95003-55003-10M>	17.5	20.5	1 3
95003-55xxx-20	95003-55001-10M <95003-55003-10M>	17.5	20.5	1 3
95003-60xxx-1x	95003-60001-10M <95003-60003-10M>	22.0	27.0	1 3
95003-60xxx-20	95003-60001-10M <95003-60003-10M>	22.0	27.0	1 3
95003-60xxx-3x	95003-60001-60M <95003-60003-60M>	22.0	27.0	1 3
95003-60xxx-60	95003-60001-60M <95003-60003-60M>	22.0	27.0	1 3

General purpose hoses			
Standard part No.	Bulk part No.	Bulk part	
		Inner diameter (mm)	Length (m)
95005-11xxx-3x	95005-11001-30M	11.0	1
95005-11xxx-5x	95005-11001-50M	11.0	1
95005-12xxx-1x	95005-12001-10M <95005-12003-10M>	12.0	1 3
95005-12xxx-2x	95005-12001-20M	12.0	1
95005-12xxx-3x	95005-12001-30M	12.0	1
95005-12xxx-5x	95005-12001-50M	12.0	1
95005-14xxx-1x	95005-14001-10M	14.0	1
95005-14xxx-2x	95005-14001-20M <95005-14003-20M>	14.0	1 3
95005-14xxx-3x	95005-14001-30M	14.0	1
95005-14xxx-5x	95005-14001-50M	14.0	1
95005-17xxx-1x	95005-17001-10M	17.0	1
95005-17xxx-2x	95005-17001-20M	17.0	1
95005-17xxx-3x	95005-17001-30M	17.0	1
95005-17xxx-5x	95005-17001-50M	17.0	1
95005-30xxx-3x	95005-30001-30M	3.0	1
95005-30xxx-5x	95005-30001-50M	3.0	1
95005-35xxx-1x	95005-35001-10M <95005-35003-10M> <95005-35008-10M>	3.5	1 3 8
95005-35xxx-2x	95005-35001-20M	3.5	1
95005-35xxx-3x	95005-35001-30M	3.5	1
95005-35xxx-4x	95005-35001-10M <95005-35003-10M> <95005-35008-10M>	3.5	1 3 8
95005-35xxx-5x	95005-35001-50M	3.5	1
95005-45xxx-1x	95005-45001-10M <95005-45003-10M> <95005-45008-10M>	4.5	1 3 8
95005-45xxx-2x	95005-45001-20M	4.5	1
95005-45xxx-3x	95005-45001-30M	4.5	1

General purpose hoses			
Standard part No.	Bulk part No.	Bulk part	
		Inner diameter (mm)	Length (m)
95005-45xxx-4x	95005-45001-10M <95005-45003-10M> <95005-45008-10M>	4.5	1 3 8
95005-45xxx-5x	95005-45001-50M	4.5	1
95005-50xxx-3x	95005-50001-30M <95005-50003-30M>	5.0	1 3
95005-50xxx-5x	95005-50001-50M	5.0	1
95005-55xxx-1x	95005-55001-10M <95005-55003-10M> <95005-55008-10M>	5.3	1 3 8
95005-55xxx-2x	95005-55001-20M <95005-55003-20M>	5.3	1 3
95005-55xxx-4x	95005-55001-10M <95005-55003-10M> <95005-55008-10M>	5.3	1 3 8
95005-65xxx-1x	95005-65001-10M <95005-65003-10M>	6.5	1 3
95005-65xxx-2x	95005-65001-20M	6.5	1
95005-70xxx-3x	95005-70001-30M <95005-70003-30M>	7.0	1 3
95005-70xxx-5x	95005-70001-50M	7.0	1
95005-75xxx-1x	95005-75001-10M <95005-75003-10M>	7.3	1 3
95005-75xxx-2x	95005-75001-20M	7.3	1
95005-80xxx-1x	95005-80001-10M <95005-80003-10M>	8.0	1 3
95005-80xxx-2x	95005-80001-20M	8.0	1
95005-80xxx-3x	95005-80001-30M	8.0	1
95005-80xxx-5x	95005-80001-50M	8.0	1
95005-91xxx-3x	95005-91001-30M	12.0	1
95005-91xxx-5x	95005-91001-50M	12.0	1
95005-92xxx-3x	95005-92001-30M	12.0	1
95005-92xxx-5x	95005-92001-50M	12.0	1

NOTE: X is displayed to represent the omitted numerals and letters of the roman alphabet.

⊙ **CAUTION: It is DANGEROUS to confuse the fuel hose with the general purpose hose or vinyl hose.**

Never use a general purpose hose or vinyl hose in place of a fuel hose or vice versa. Always use the correct bulk part in the parts catalogue, according to the service manual or the instructions issued with the bulk part.

• Bulk part number of fuel hose, general purpose hose and vinyl hose.

(Example)

9 5 0 0 1 - 7 5 0 0 1 - 5 0 M

Bulk part number: Refers to the bulk part.

Marking code (hose type): (fuel hose and general purpose hose)

Change code (for added hose): (Vinyl hose)

- Indicates number mark or change sequence, however, the code for the bulk part must be strictly 0 (zero).

Types of code:

- Fuel hose
  - 2: Red outside braid (3 mm inside dia. only)
  - 5: Black inside braid
  - 3: Red (3 mm inside dia. only)
  - 4: Ash gray with red stripe (3 mm inside dia. only)
  - 6: Black
- Vinyl hose
  - 1: Clear
  - 2: Black
  - 3: Light red
  - 6: Light red
  - 7: Pale black
- General hose
  - 1: Ash gray
  - 2: Ash gray
  - 3: Black
  - 5: Black

Lengths: 001: 1 m (standard)  
003: 3 m  
008: 8 m

I.D code: (fuel hose and general purpose hose)

- 30: 3.0 mm
- 35: 3.5 mm
- 45: 4.5 mm
- 50: 5.0 mm
- 55: 5.3 mm, 5.5 mm
- 65: 6.5 mm
- 70: 7.0 mm
- 75: 7.3 mm, 7.5 mm
- 80: 8.0 mm
- 11: 11 mm
- 91: 12 mm (outside dia. 15) mm
- 92: 12 mm (outside dia. 16) mm
- 12: 12 mm (outside dia. 17) mm
- 14: 14 mm
- 17: 17 mm

ID./OD. code: (vinyl hose)

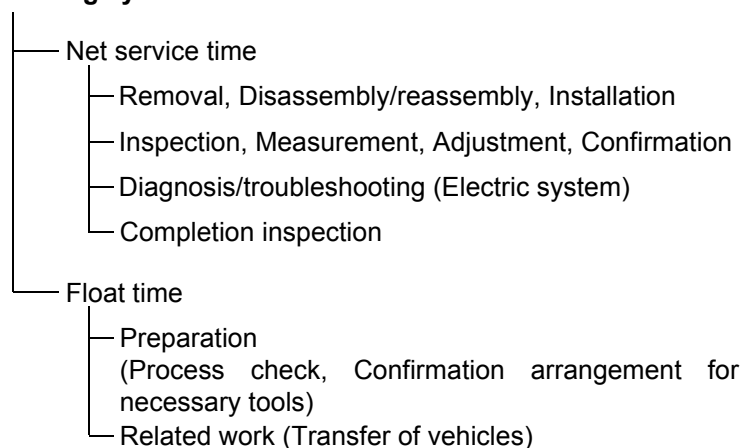
- 01: ID. 2.9, OD. 6.8 mm
- 03: ID. 3.0, OD. 6.0 mm
- 05: ID. 3.5, OD. 6.5 mm
- 07: ID. 4.0, OD. 7.0 mm
- 08: ID. 4.5, OD. 6.5 mm
- 09: ID. 4.5, OD. 8.0 mm
- 12: ID. 5.0, OD. 7.0 mm
- 10: ID. 5.0, OD. 8.0 mm
- 11: ID. 5.0, OD. 9.0 mm
- 14: ID. 6.0, OD. 9.0 mm
- 17: ID. 7.0, OD. 9.0 mm
- 19: ID. 7.0, OD. 11.0 mm
- 21: ID. 8.0, OD. 9.0 mm
- 23: ID. 8.0, OD. 12.0 mm
- 25: ID. 9.0, OD. 11.0 mm
- 27: ID. 9.0, OD. 13.0 mm
- 33: ID. 10.0, OD. 14.0 mm
- 36: ID. 11.0, OD. 13.0 mm
- 37: ID. 11.0, OD. 15.0 mm
- 38: ID. 12.0, OD. 13.0 mm
- 39: ID. 12.0, OD. 14.0 mm
- 40: ID. 12.0, OD. 16.0 mm
- 43: ID. 13.0, OD. 15.0 mm
- 45: ID. 14.0, OD. 18.0 mm
- 50: ID. 16.0, OD. 19.0 mm
- 55: ID. 17.5, OD. 20.5 mm
- 60: ID. 22.0, OD. 27.0 mm

Hose type: 1: Fuel hose  
3: Vinyl hose  
5: General hose

## FLAT RATE SERVICE TIME

Flat rate service time (FRT) means the standard time required to service a MC, which is listed in this manual to help the dealers control the actual working process and calculate the service charge by using it as a guide.

### FRT setting system



\* Float time is set by multiplying the net service time by a given coefficient.

### Editorial style

The service items shown in the text are listed with the exchange work time for the repair sales parts as the subject. Other representative service items not using repair parts (removal/installation, adjustment, inspection/measuring, and other work) are listed collectively in the list in the preface, classified according to the work.

### FRT setting standard

- Decimal system (in unit of 0.1) is adopted to set FRT as it is convenient to calculate the wage.  
Example: (0.1) → 6 minutes, (0.2) → 12 minutes  
[Labor cost per hour] x [FRT] = [Wage]
- FRT is set with a hand tool.
- Service items and FRT can be subject to change depending on development of tools and service equipment and improvement in service procedure.

**Work procedure**

- As the work procedure is set with the work time according to the method in the separate Service Manual, refer to this Manual as required.
- Work methods permitting servicing in the shortest time still permitting assurance of safe work and product warranty are used for the setting of service items not listed in the Service Manual.
- Work basically is to be performed by one person, and when two or more people are required, setting is done as the total time for the number of people.
- The set value for the technological level of the workers uses a person with three years of experience in the repair of Honda vehicles as the standard.
- Special tools and service equipment used to set FRT are those specified or recommended in Service Manual.

**Service item whose FRT is not presented**

- Accessories and service parts that are not listed to use in this manual.
  - Locations with little aging deterioration or breakage during normal use.
  - Service work that can be finished by one touch.
  - Service work that is seldom done (i.e. extremely small causes of trouble and service frequency).
- \* When FRT is not presented, please calculate wages based on appropriate actual work time

**Operation not included of FRT**

- Oil and coolant water draining, Waiting time for warming up operation and etc..
- Additional operation that involves removal/installation of standard exterior equipment.
- Indirect time spent for service by visiting the customer, trade-in, and delivery of a MC.
- Indirect time required for ordering and delivery of parts.
- Cost for grease, adhesive agent, etc. used for service work.

**Explanation of FRT by using an example  
(The example may differ from the actual presented items)**

Ref. No.	L.O.N.	(Relative ref. Number) Description	F.R.T.
②	111118	(1, 3, 4, 7) CAMSHAFT ..... 4.5	②
③	111118A	⑥ • Includes: Valve clearance adjustment Replace rocker arm add ..... 1.0	⑤

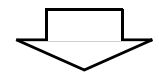
- ① Reference No. of the illustration of part that shows location of the replacement work.
- ② FRT is an abbreviation of Flat Rate Time indicating the standard service time required for the replacement.
- ③ LON is an abbreviation of Labor Operation Number, and it is a classification of the service items by the work unit code.  
  
The same operation code is used regardless of the models.  
  
Standard operation is indicated with 6 digits code, and additional operation is indicated with 7 digits code.
- ④ Indicating the camshaft replacement and FRT4.5.
- ⑤ Indicating FRT1.0 that will be added when additional operation (replace rocker arm) is done in association with camshaft replacement.

- ⑥ Indicating work contents that are included in the service item.
- ⑦ Indicating a reference No. whose operation and time are the same as FRT4.5 for the camshaft.

(The application range is limited to the service items without an LON setting within a same block.)

**How to refer to the service item by using the sample  
(camshaft replacement)**

Open to the page of the block where the camshaft's spare part illustration is shown.



Look for the camshaft illustration, and refer to the service item and FRT that agree with the reference No.

Indication mark for the listing of service items that continues to the following page

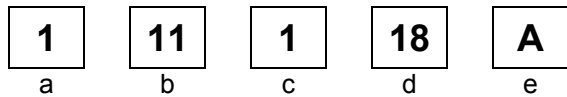
Ref. No.	L.O.N.	(Relative ref. Number) Description	F.R.T.
2	111118	CAMSHAFT .....	4.5
	.	.	.
	.	.	.

+  
Mark indicated at the last line.

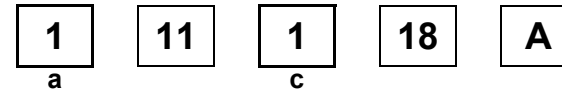
Indication of the block with no setting of FRT

Ref. No.	L.O.N.	(Relative ref. Number) Description	F.R.T.
NO INFORMATION .....			

• LON code system



- a) Category code..... Engine
- b) Location/function code ..... Engine upper
- c) Operation code..... Replace
- d) Operation sequence number (Unit code can be shown with alphabet) ..... camshaft (No regular rule of code)
- e) Additional code ..... replace rocker arm (No regular rule of code)



a) Category codes and classification

Code	Category
1	Engine
2	Transmission
3	Fuel & Exhaust
4	Frame & Body
5	Steering/Suspension
6	Electrical
7	Wheels/Brakes
8	Controls/instrument
9	-
0	-

c) Operation codes and classification

Code	Operation category
1	Replace, Removal/Installation, Change
2	Overhaul
3	Adjust, Balance
4	(Paint-related work: Top-coat)
5	Test, Inspect/diagnose, Measurement, Check
6	(Overhaul-related work: Rebore)
7	(Overhaul-related work: Reseal)
8	(Resurface)
9	(Paint-related work: Refinish)
0	Repair, Cleaning, Air bleeding



Major service items without using spare parts

(1) Removal/Installation, (2) Adjustment,  
(3) Inspection/M Measurement, (5) Other work

[ E: Engine, F: Frame ]

1

### \* OPERATIONS OTHER THAN REPLACING PARTS

#### (1) Removal and installation

Set for the configuration with the parts removed from the vehicle.

	LON	DESCRIPTION	FRT
E	1101E5	<b>TILTING ENGINE ASSEMBLY-REMOVAL/INSTALLATION</b> INCLUDES: All necessary adjustment	4.5
	3111D5	<b>THROTTLE BODY ASSEMBLY-REMOVAL/INSTALLATION</b>	0.8
	1101E6	<b>CRANKCASE SEPARATION</b> INCLUDES: Engine removal and installation	6.4
F	1151E6	<b>RADIATOR ASSEMBLY-REMOVAL/INSTALLATION</b>	0.7

#### (2) Adjustment

	LON	DESCRIPTION	FRT
E	2123A0	<b>CLUTCH-ADJUSTMENT</b> INCLUDES: Clutch lever adjustment	0.1
	1113A0	<b>VALVE CLEARANCE-ADJUSTMENT</b> NOTE: For 1 vehicle	1.2
F	6163A0	<b>HEADLIGHT-AIMING</b>	0.1
	2133A0	<b>DRIVE CHAIN-ADJUSTMENT</b>	0.1
	7103A1	<b>FRONT WHEEL-BALANCE</b>	0.6
	7103A2	<b>REAR WHEEL-BALANCE</b>	0.7
	7113A2	<b>PARKING BRAKE-ADJUSTMENT</b>	0.1
	3113A3	<b>THROTTLE OPERATION-ADJUSTMENT</b>	0.1

#### (3) Inspection, Measurement

	LON	DESCRIPTION	FRT
E	1115A0	<b>COMPRESSION PRESSURE-MEASUREMENT</b>	0.1
	6145A0	<b>IGNITION TIMING-INSPECTION</b>	0.2
F	6105A0	<b>BATTERY-CHECKING OF ELECTROLYTE LEVEL &amp; CHARGE</b>	0.2

#### (5) Other work

	LON	DESCRIPTION	FRT
E	1130A2	<b>OIL STRAINER-CLEANING</b>	0.6
F	2125A0	<b>CLUTCH INITIALIZE LEARNING</b>	0.1
	7110A0	<b>FRONT BRAKE-AIR BLEEDING</b>	0.2
	7110A1	<b>REAR BRAKE-AIR BLEEDING</b>	0.2
	1151E7	<b>RADIATOR COOLANT-CHANGE</b>	0.3
	6145A2	<b>HISS MEMORIZATION</b>	0.3

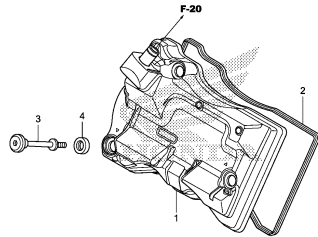
# ENGINE GROUP

**C15**

**E-1**

CYLINDER HEAD COVER

**E 1**

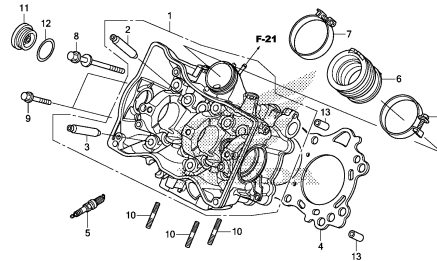


MAL3E0100

**E-2**

CYLINDER HEAD

**E 2**

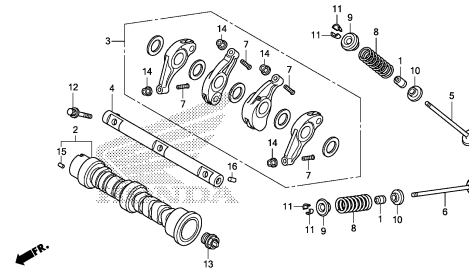


MAL3E0200

**E-3**

CAMSHAFT/VALVE

**E 4**

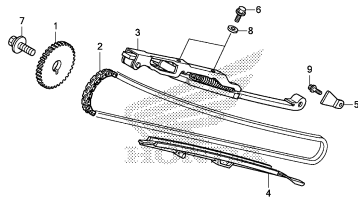


MAL3E0300

**E-4**

CAM CHAIN/TENSIONER

**E 6**

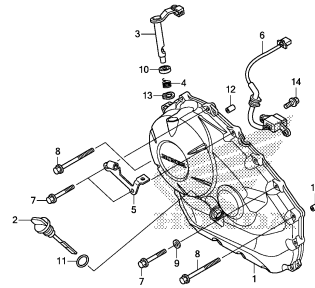


MAL3E0400

**E-5**

RIGHT CRANKCASE COVER(NC750X/XA)

**E 7**

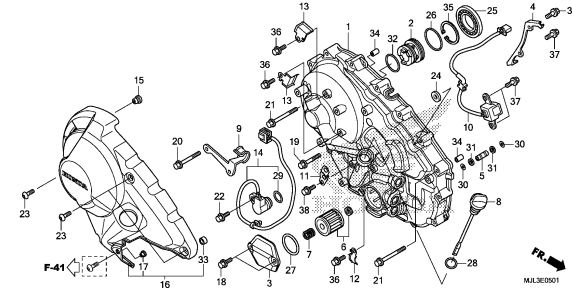


MAL3E0500

**E-5-1**

RIGHT CRANKCASE COVER  
(NC700XD/750XD)

**E 8**

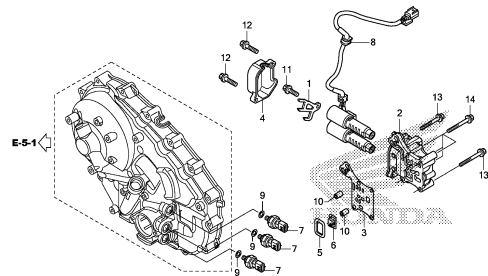


MAL3E0501

**E-6**

LINEAR SOLENOID

**E10**

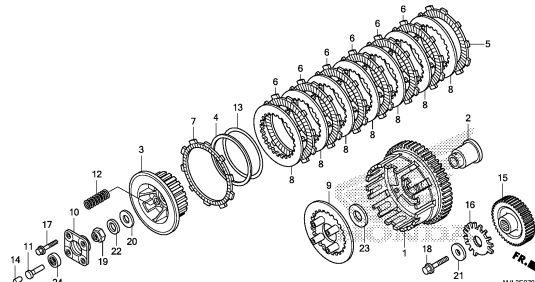


MAL3E0600

**E-7**

CLUTCH(NC750X/XA)

**E11**

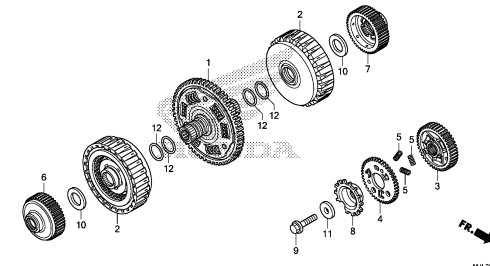


MAL3E0700

**E-7-1**

CLUTCH(NC700XD/750XD)

**E12**



MAL3E0701

**2**

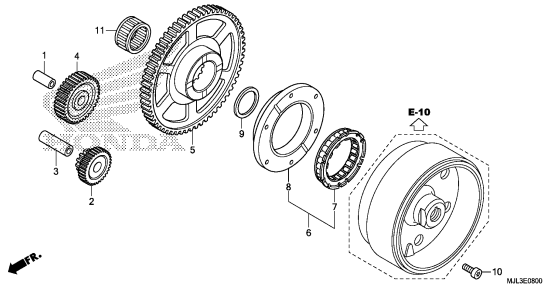
# ENGINE GROUP

**C16**

**E-8**

STARTING CLUTCH

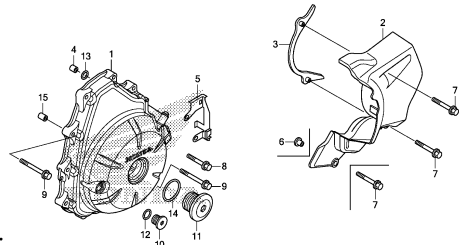
**E13**



**E-9**

A.C. GENERATOR COVER

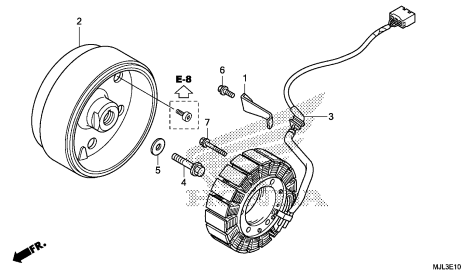
**E14**



**E-10**

GENERATOR

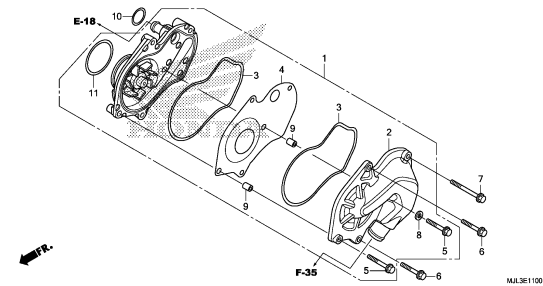
**E15**



**E-11**

WATER PUMP

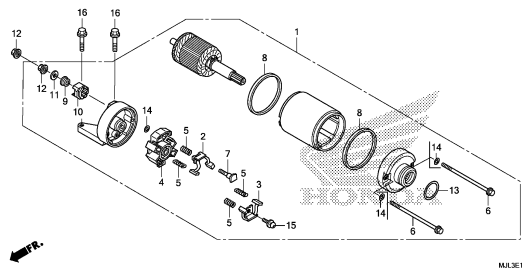
**E16**



**E-12**

STARTING MOTOR

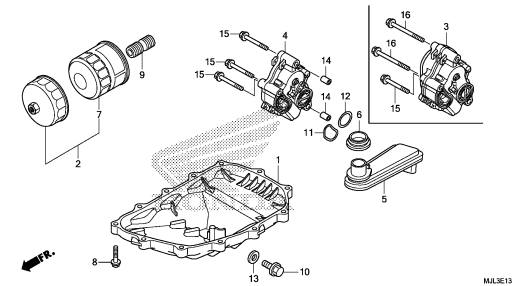
**F 1**



**E-13**

OIL PAN/OIL PUMP

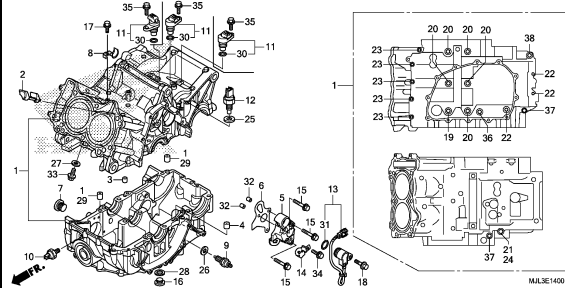
**F 2**



**E-14**

CRANKCASE

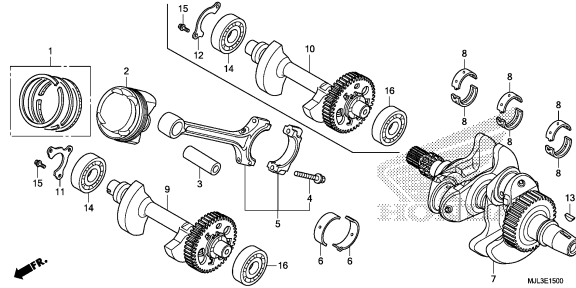
**F 3**



**E-15**

CRANKSHAFT/PISTON

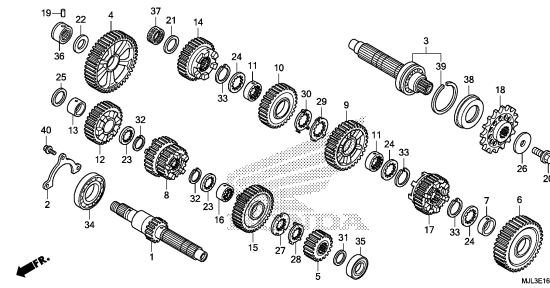
**F 5**



**E-16**

TRANSMISSION(NC750X/XA)

**F 8**



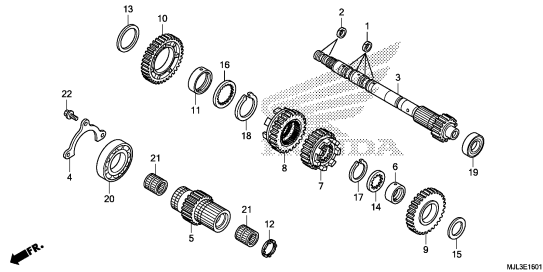
# ENGINE GROUP

**D 1**

**E-16-1**

TRANSMISSION(MAINSHAFT)  
(NC700XD/750XD)

**F10**

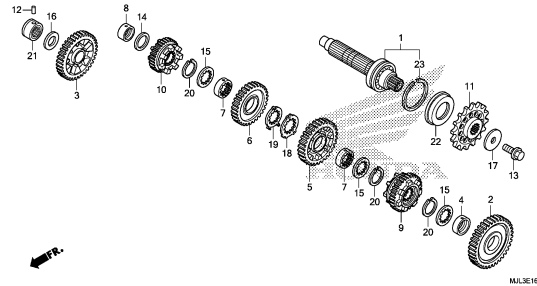


MAL3E1601

**E-16-2**

TRANSMISSION(COUNTERSHAFT)  
(NC700XD/750XD)

**F11**

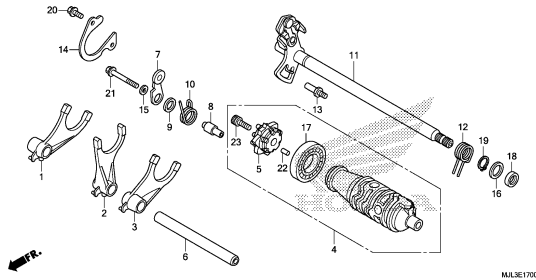


MAL3E1602

**E-17**

GEARSHIFT DRUM(NC750X/XA)

**F12**

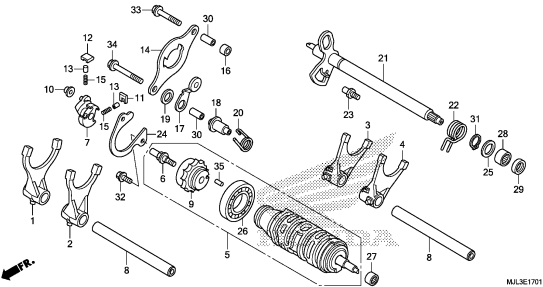


MAL3E1700

**E-17-1**

GEARSHIFT DRUM(NC700XD/750XD)

**F13**

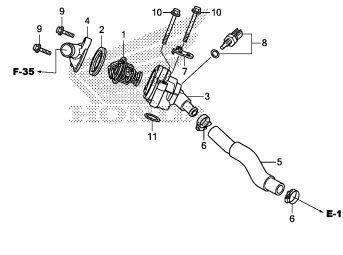


MAL3E1701

**E-18**

THERMOSTAT

**F15**

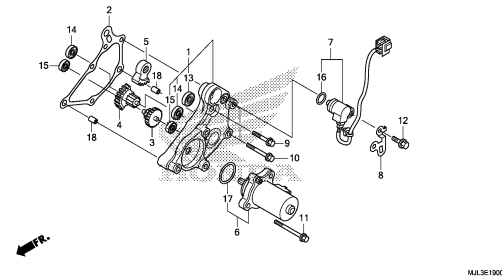


MAL3E1800

**E-19**

REDUCTION GEAR

**F16**

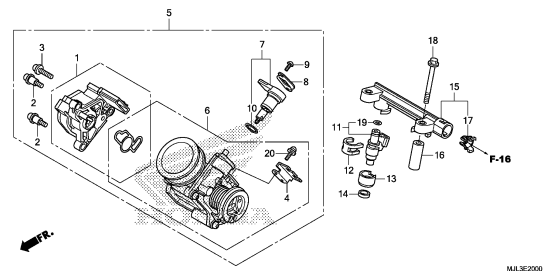


MAL3E1900

**E-20**

THROTTLE BODY

**G 1**



MAL3E2000

**2**

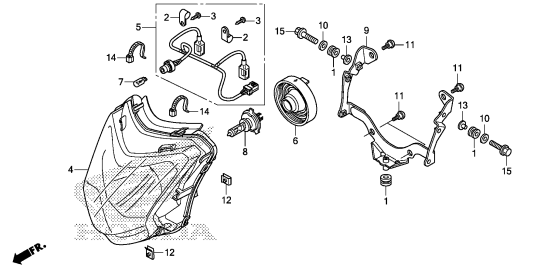
# FRAME GROUP

D 2

F-1

HEADLIGHT

H 1

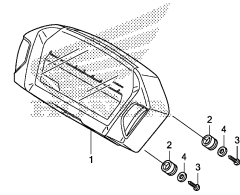


MAL3F0100

F-2

METER

H 2

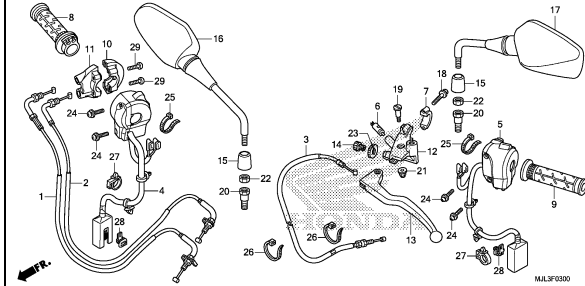


MAL3F0200

F-3

HANDLE LEVER/SWITCH/CABLE  
(NC750X/XA)

H 3

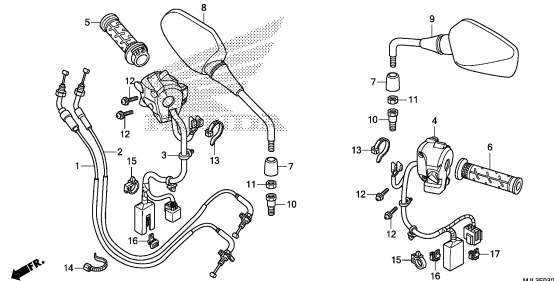


MAL3F0300

F-3-1

SWITCH/CABLE(NC700XD/750XD)

H 5

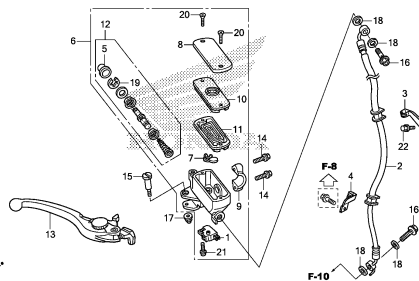


MAL3F0301

F-4

FR. BRAKE MASTER CYLINDER(NC750X)

H 6

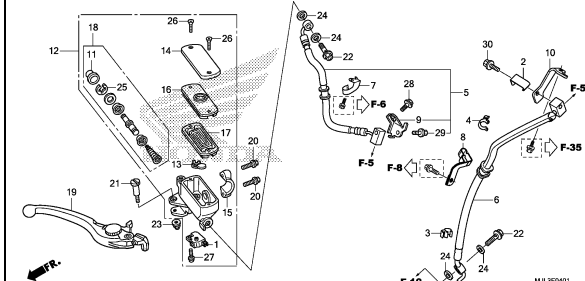


MAL3F0400

F-4-1

FR. BRAKE MASTER CYLINDER  
(NC700XD/750XA/750XD)

H 7

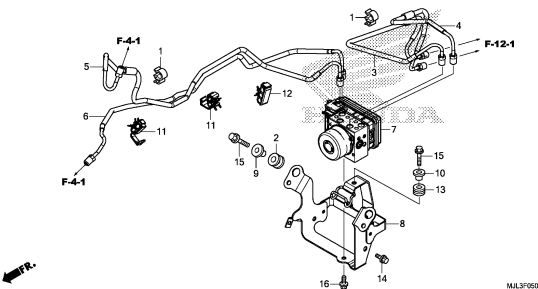


MAL3F0401

F-5

ABS MODULATOR

H 9

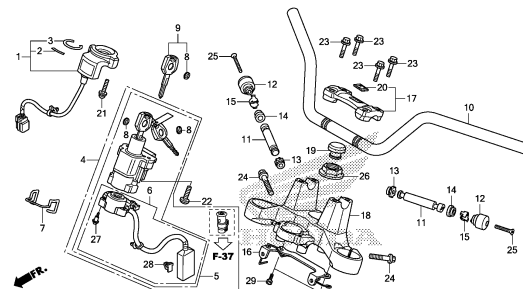


MAL3F0500

F-6

HANDLE PIPE/TOP BRIDGE

H10

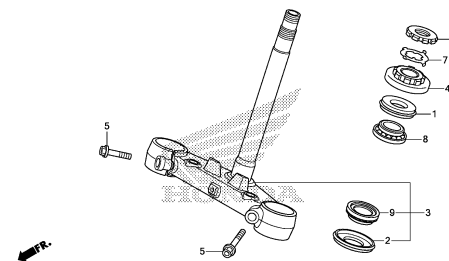


MAL3F0600

F-7

STEERING STEM

H12



MAL3F0700

3

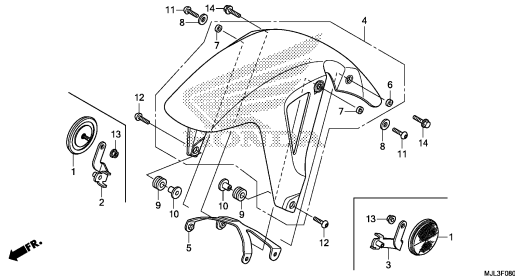
# FRAME GROUP

**D 3**

**F-8**

FRONT FENDER

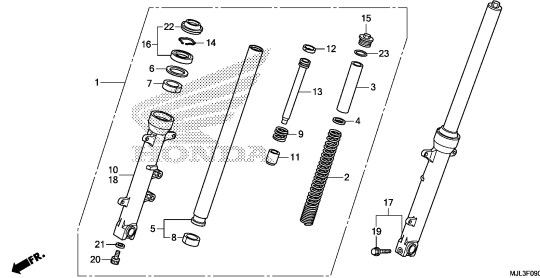
**H13**



**F-9**

FRONT FORK

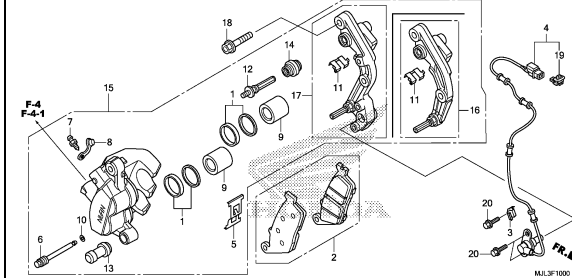
**H14**



**F-10**

FRONT BRAKE CALIPER

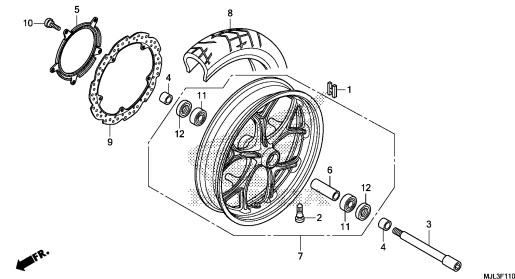
**H16**



**F-11**

FRONT WHEEL

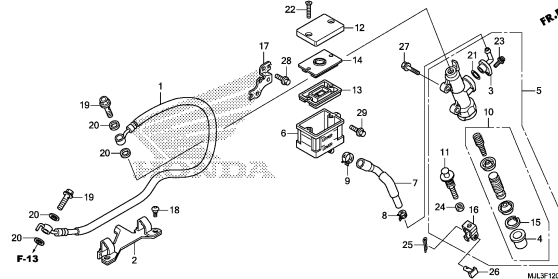
**I 1**



**F-12**

REAR BRAKE MASTER CYLINDER(NC750X)

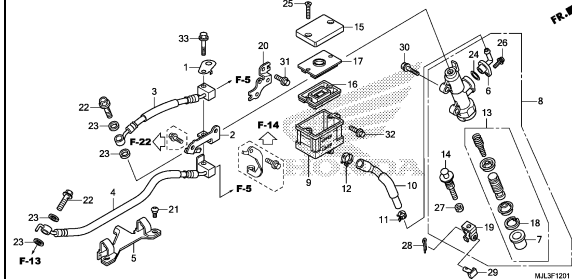
**I 2**



**F-12-1**

REAR BRAKE MASTER CYLINDER  
(NC700XD/750XA/750XD)

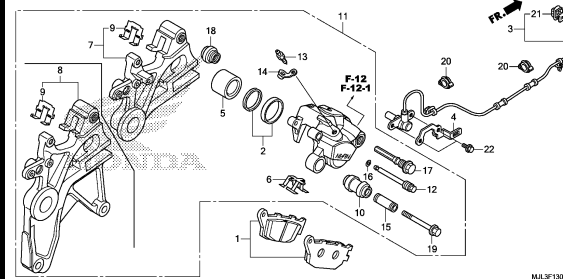
**I 4**



**F-13**

REAR BRAKE CALIPER

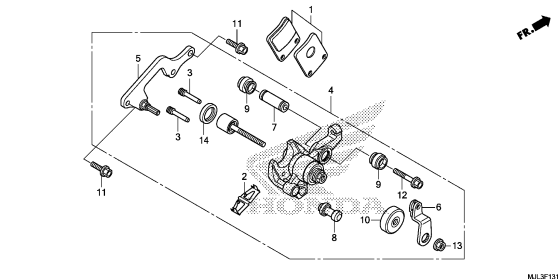
**I 6**



**F-13-10**

PARKING BRAKE CALIPER

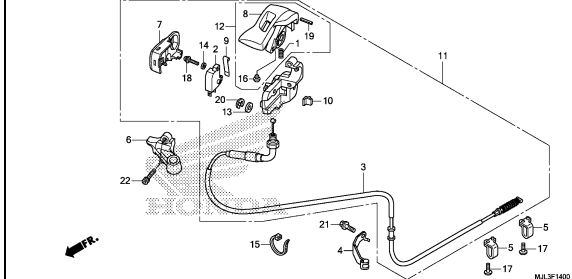
**I 7**



**F-14**

PARKING BRAKE LEVER

**I 8**



**3**

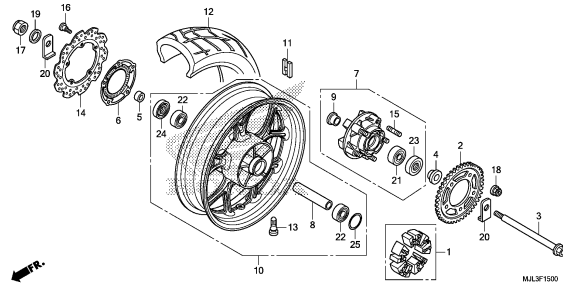
# FRAME GROUP

D 4

F-15

REAR WHEEL

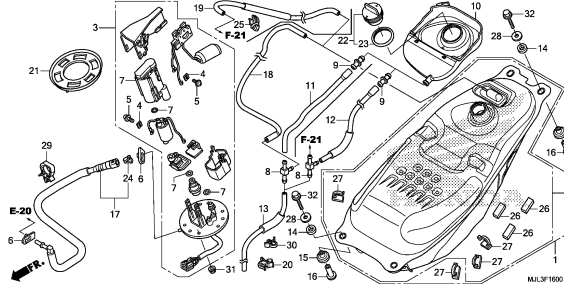
I 9



F-16

FUEL TANK/FUEL PUMP

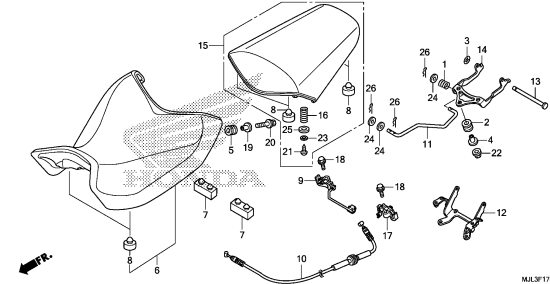
I 11



F-17

SEAT

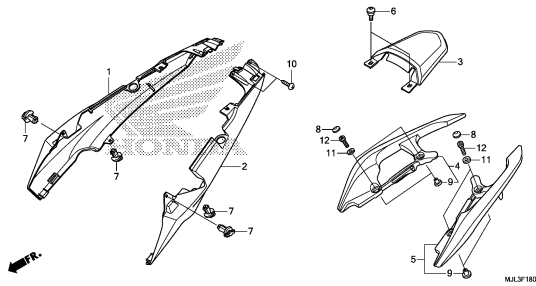
I 13



F-18

SEAT COWL

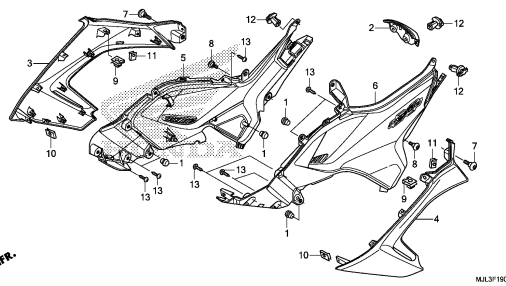
I 15



F-19

SIDE COVER

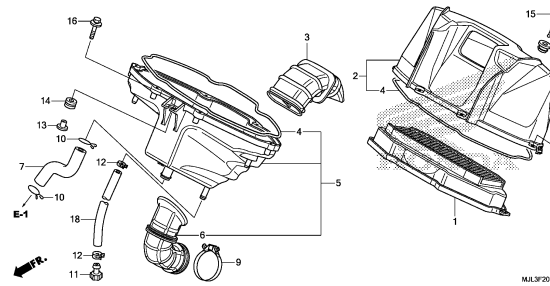
J 1



F-20

AIR CLEANER

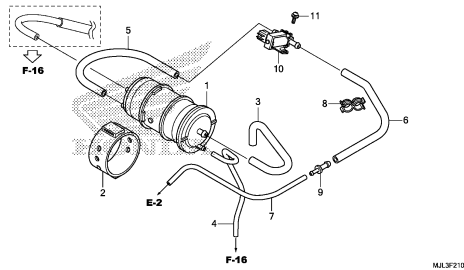
J 3



F-21

CANISTER

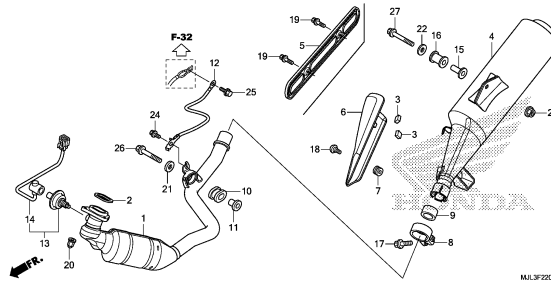
J 4



F-22

EXHAUST MUFFLER

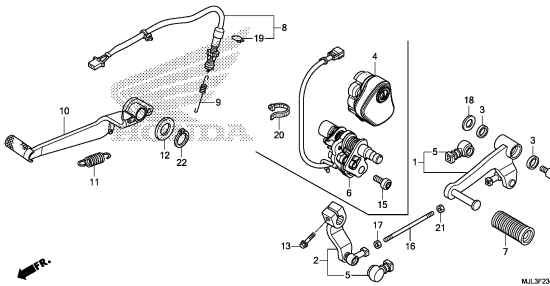
J 5



F-23

PEDAL

J 7



3

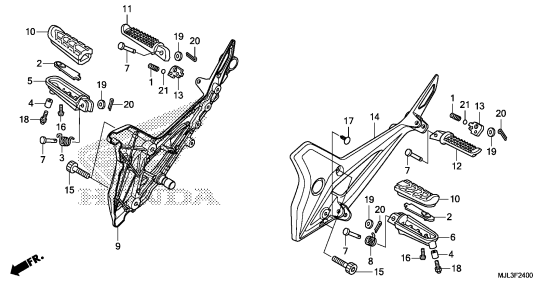
# FRAME GROUP

D 5

F-24

STEP

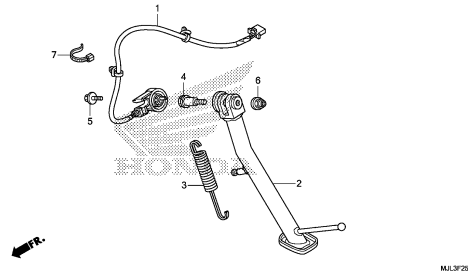
J 9



F-25

STAND

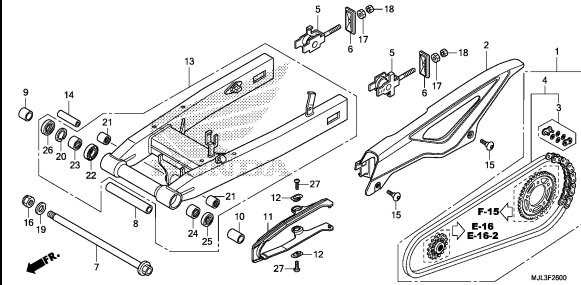
J10



F-26

SWING ARM

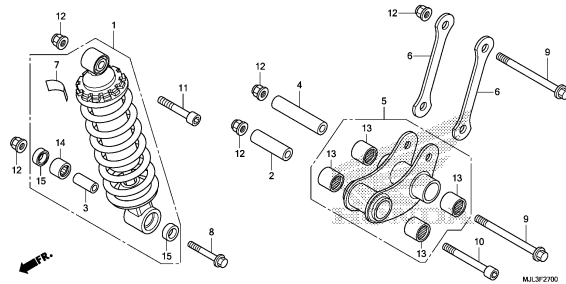
J11



F-27

REAR CUSHION

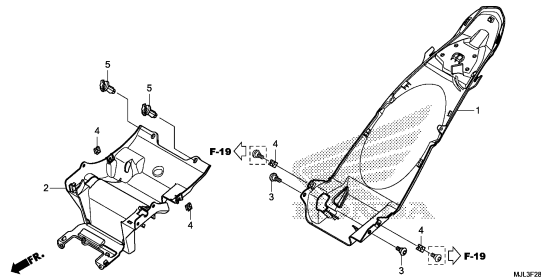
J13



F-28

REAR FENDER

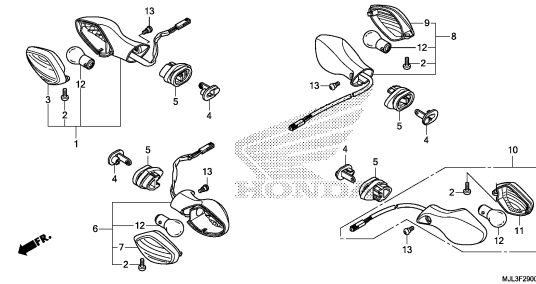
J14



F-29

WINKER

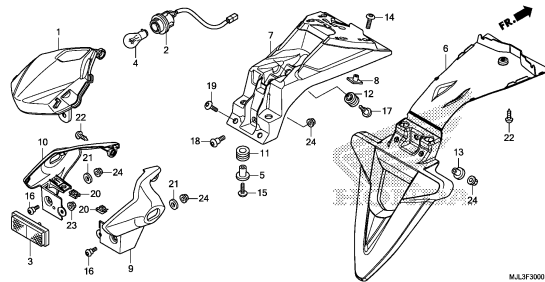
J15



F-30

TAILLIGHT

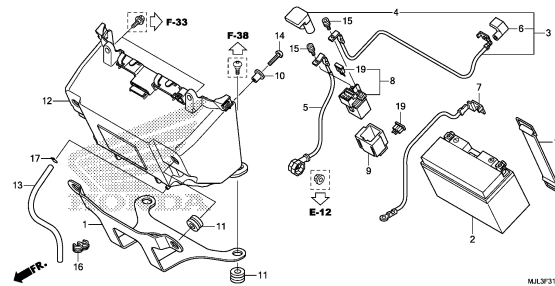
J16



F-31

BATTERY

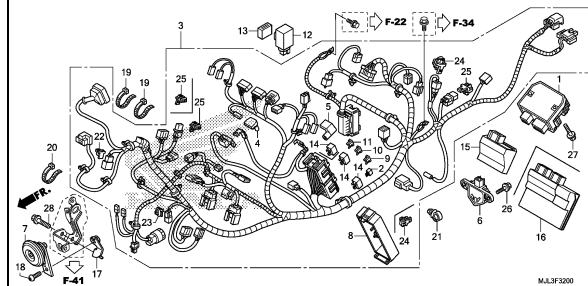
K 1



F-32

WIRE HARNESS

K 2



3



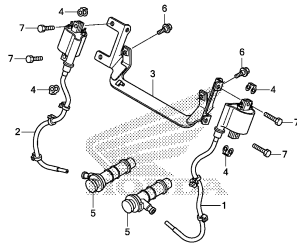
# FRAME GROUP

**D 6**

**F-33**

IGNITION COIL

**K 4**

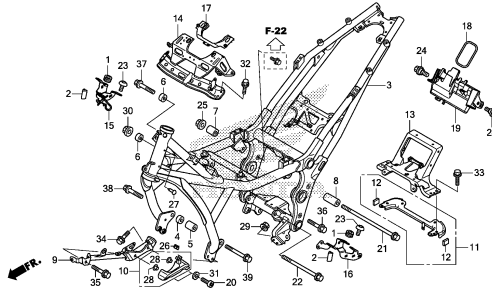


MLJF3300

**F-34**

FRAME BODY

**K 5**

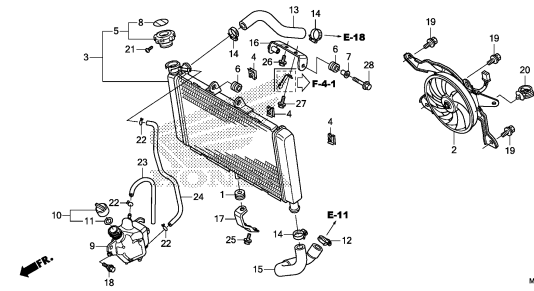


MLJF3400

**F-35**

RADIATOR

**K 7**

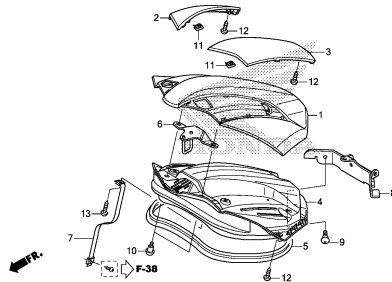


MLJF3500

**F-36**

LUGGAGE LID

**K 9**

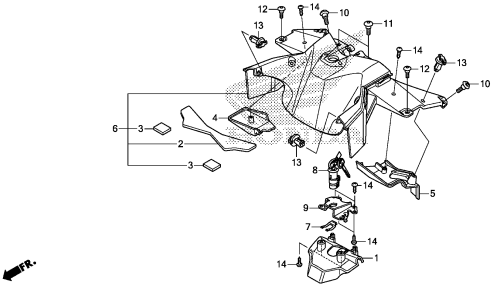


MLJF3600

**F-37**

CENTER COVER

**K10**

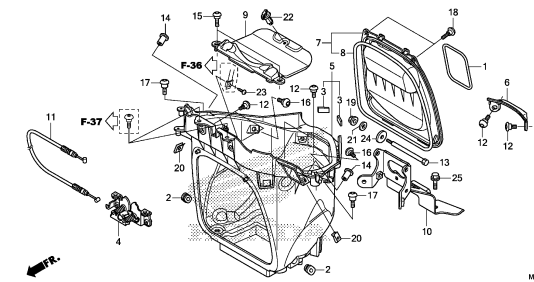


MLJF3700

**F-38**

LUGGAGE BOX

**K11**

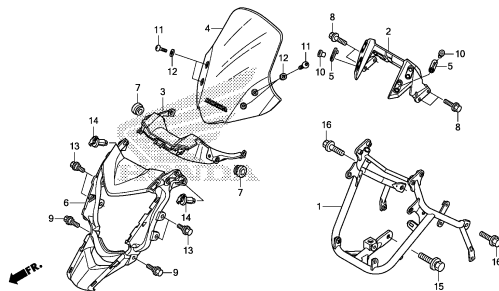


MLJF3800

**F-39**

FRONT COWL

**K12**

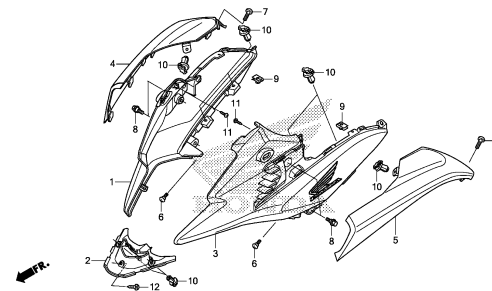


MLJF3900

**F-40**

SIDE COWL

**K13**

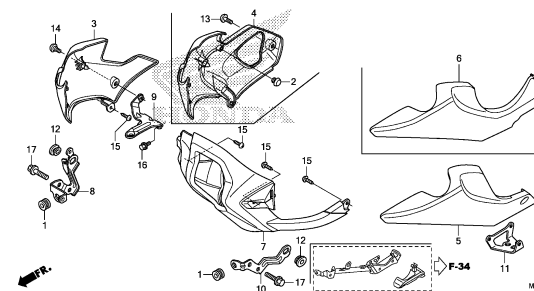


MLJF4000

**F-41**

UNDER COWL

**K14**



MLJF4100

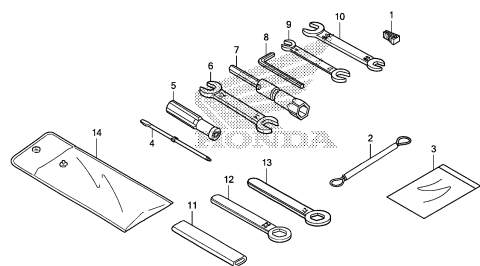
# FRAME GROUP

**D 7**

**F-42**

**K15**

TOOL

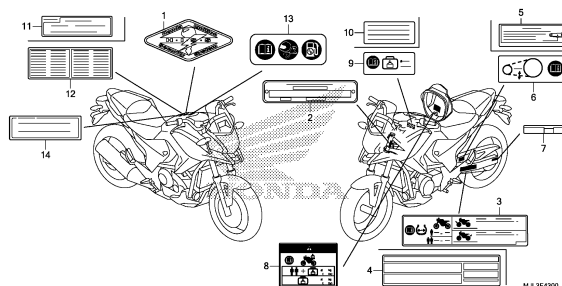


M.L.F.4200

**F-43**

**K16**

CAUTION LABEL

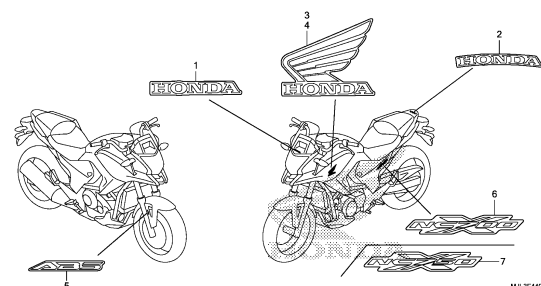


M.L.F.4300

**F-44**

**L 1**

MARK



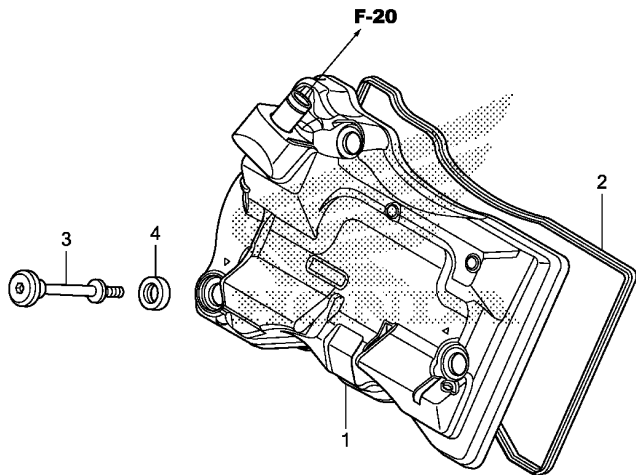
M.L.F.4400

**3**

E-1

CYLINDER HEAD COVER

E 1



MJL3E0100

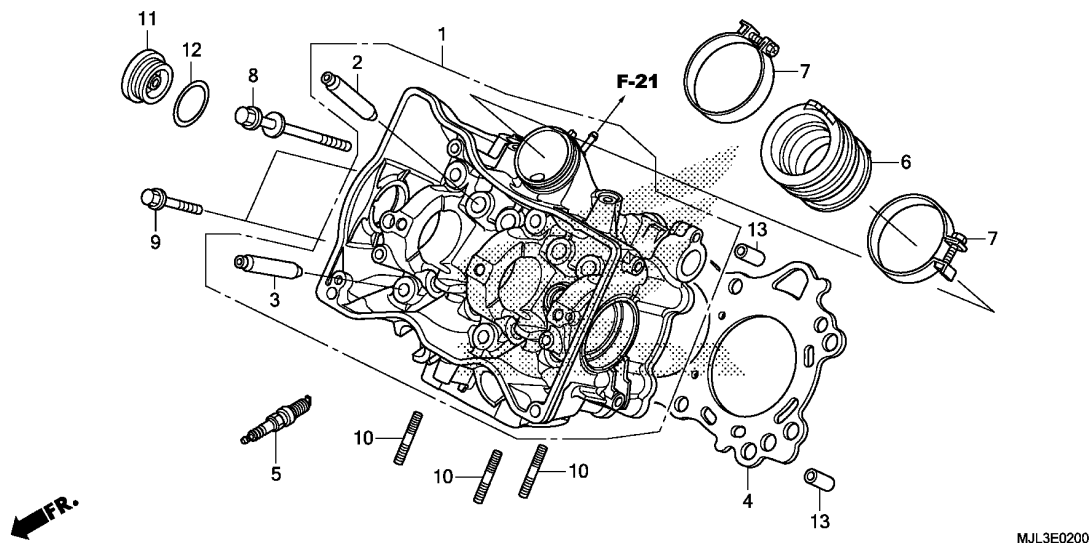
Ref. No.	L.O.N.	(Relative ref. Number) Description	F.R.T.
1	1111C4	COVER, CYLINDER HEAD .....	0.6
2	1111D2	GASKET, CYLINDER HEAD COVER ..	0.6

Ref. No.	Part No.	Description	Reqd. QTY				Serial No.	Parts catalogue code
			NC750 XE	NC750 XDE	NC700 XAE	NC700 XDE		
1	12300-MGS-D10	COVER ASSY., CYLINDER HEAD ..	1	1	1	1		
2	12391-MGS-D30	GASKET, CYLINDER HEAD COVER ..	1	1	1	1		
3	90017-MGS-D30	BOLT, HEAD COVER .....	3	3	3	3		
4	90543-MV9-670	RUBBER, MOUNTING .....	3	3	3	3		

2

E-2

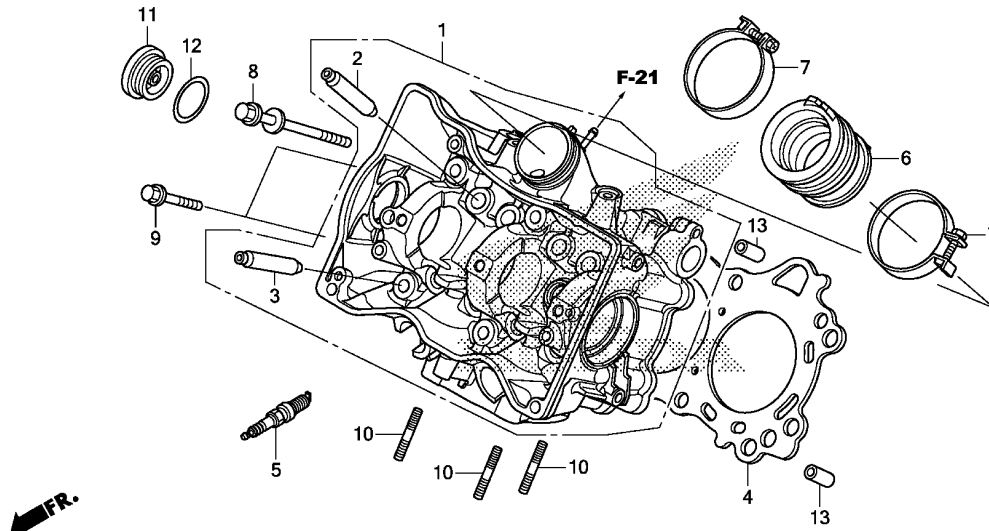
CYLINDER HEAD



Ref. No.	L.O.N.	(Relative ref. Number) Description	F.R.T.
1	111106	HEAD, CYLINDER ..... .INCLUDES: Engine removal and installation .INCLUDES: Valve adjust and reface	7.2
2	1111L9	GUIDE, INTAKE VALVE(ONE) ..... .INCLUDES: Engine removal and installation .INCLUDES: Reaming .INCLUDES: Valve adjust and reface	6.0
	1111L9A	.Replace all intake valve guide add .....	0.9
3	1111M0	GUIDE, EXHAUST VALVE(ONE) ..... .INCLUDES: Engine removal and installation .INCLUDES: Reaming .INCLUDES: Valve adjust and reface	6.0
	1111M0A	.Replace all exhaust valve guide add .....	0.9
	1111M9	GUIDE, VALVE :FOR 1 VEHICLE .. .INCLUDES: Engine removal and installation .INCLUDES: Reaming	8.1

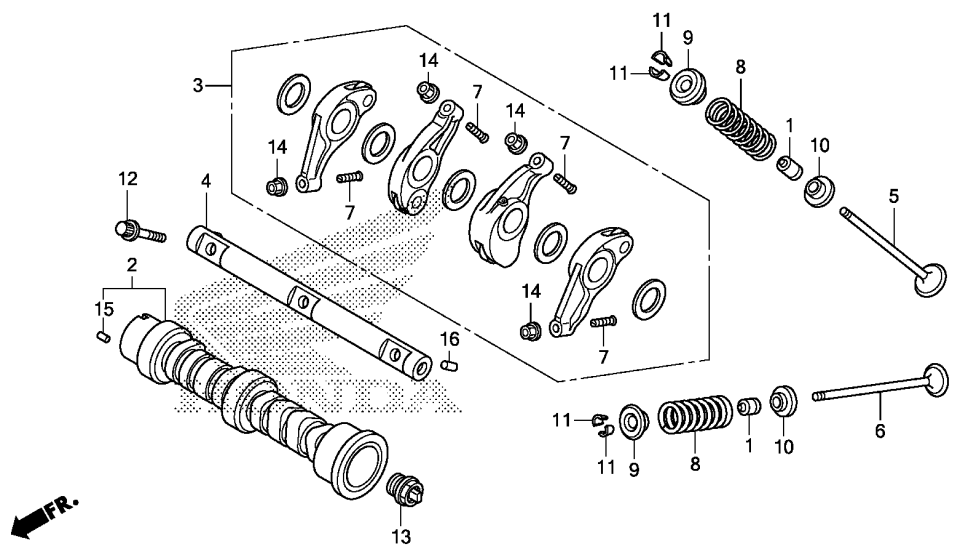
Ref. No.	Part No.	Description	Reqd. QTY				Serial No.	Parts catalogue code
			NC750 XE	NC750 XDE	NC700 XAE	NC700 XDE		
1	12200-MJH-Y00	HEAD COMP., CYLINDER .....	1	1	1	-	-----3ED,ED,KO,RU	
	12200-MJL-T50	.....	-	1	-	-	-----TH	
	12200-MGS-L10	.....	-	-	-	1		
2	12204-MJH-305	GUIDE, IN. VALVE(O.S.) .....	4	4	4	-		
	12204-MGS-305	.....	-	-	-	4		
3	12205-MGS-305	GUIDE, EX. VALVE(O.S.) .....	4	4	4	4		
4	12251-MJH-Y01	GASKET, CYLINDER HEAD .....	1	1	1	-		
	12251-MGS-D31	.....	-	-	-	1		
5	12290-RSH-003	PLUG, SPARK(IFR6G-11K) .....	2	2	2	2		
6	16211-MGS-D30	INSULATOR, THROTTLE BODY .....	1	1	1	1		
7	16218-MGS-D30	BAND, INSULATOR .....	2	2	2	2		
8	90007-MGS-D31	BOLT-WASHER, 9X130 .....	6	6	6	6		
9	90010-GHB-700	BOLT, FLANGE, 6X35 .....	2	2	2	2		
10	90023-MGS-D30	BOLT, STUD, 8X26 .....	3	3	3	3		
11	90087-MGS-D30	CAP, 36MM .....	1	1	1	1		
12	91303-KK3-830	O-RING, 35X3(ARAI) .....	1	1	1	1		
13	94301-12200	DOWEL PIN, 12X20 .....	2	2	2	2		





MJL3E0200

Ref. No.	L.O.N.	(Relative ref. Number) Description	F.R.T.
+ 3		.INCLUDES: Valve adjust and reface	
4	111115	GASKET, CYLINDER HEAD .....	5.1
		.INCLUDES: Engine removal and installation	
5	614130	PLUG, SPARK .....	0.1
	6141B2	PLUG, SPARK :FOR 1 VEHICLE ...	0.1
6	311131	INSULATOR, THROTTLE BODY/ CARBURETOR .....	1.8

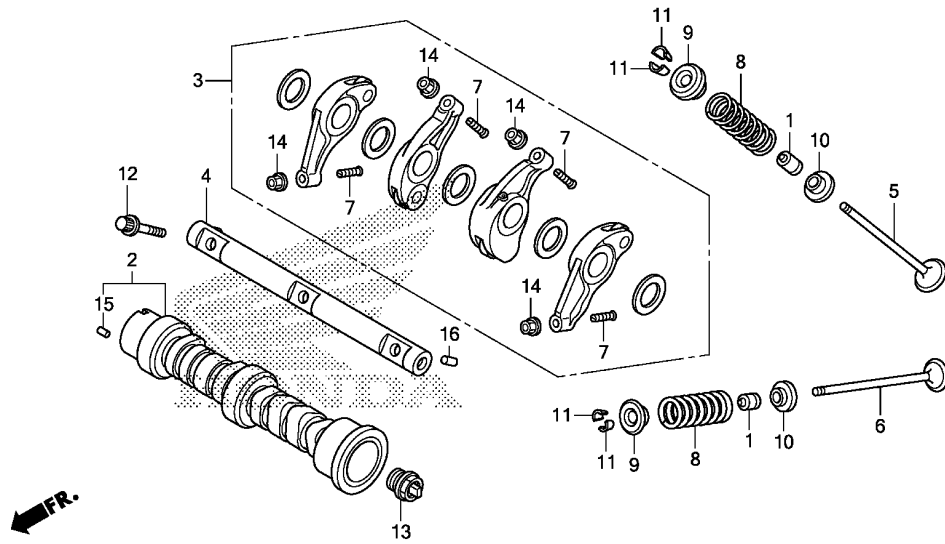


MJL3E0300

Ref. No.	L.O.N.	(Relative ref. Number) Description	F.R.T.
2	111118	CAMSHAFT ..... .INCLUDES: Engine removal and installation .INCLUDES: Valve adjustment	5.5
3	1111GX 1111L8	ARM, VALVE ROCKER ..... .INCLUDES: Valve adjustment ARM, VALVE ROCKER :FOR 1 VEHICLE .....	1.6
5	1111N0	VALVE, INTAKE(ONE) ..... .INCLUDES: Engine removal and installation .INCLUDES: Refacing	5.5
6	1111N0A 1111N1 1111N1A 1111PO	VALVE, EXHAUST(ONE) ..... .INCLUDES: Engine removal and installation .INCLUDES: Refacing .Replace all intake valve add VALVE :FOR 1 VEHICLE ..... .INCLUDES: Engine removal and installation .INCLUDES: Refacing .Replace all exhaust valve add VALVE :FOR 1 VEHICLE .....	0.6 5.5 0.6 6.9

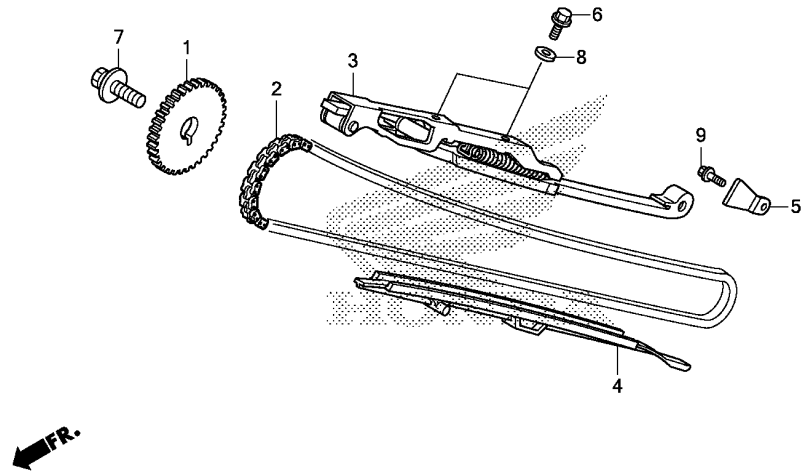
Ref. No.	Part No.	Description	Reqd. QTY				Serial No.	Parts catalogue code
			NC750 XE	NC750 XDE	NC700 XAE	NC700 XDE		
1	12209-MA6-003	SEAL, VALVE STEM(ARAI) .....	8	8	8	8		
2	14110-MGS-D30	CAMSHAFT COMP. ....	1	1	1	1		
3	14620-MGS-D30	ARM ASSY., ROCKER .....	2	2	2	2		
4	14630-MGS-D30	SHAFT COMP., ROCKER .....	1	1	1	1		
5	14711-MGS-D30	VALVE, IN. ....	4	4	4	4		
6	14721-MGS-D30	VALVE, EX. ....	4	4	4	4		
7	14744-PM3-000	SCREW, TAPPET ADJUSTING .....	8	8	8	8		
8	14751-MGS-D30	SPRING, VALVE(NIPPON HATSUJO) .....	8	8	8	8		
9	14771-KRM-840	RETAINER, VALVE SPRING .....	8	8	8	8		
10	14775-MGS-D30	SEAT, VALVE SPRING .....	8	8	8	8		
11	14781-MA6-000	COTTER, VALVE .....	16	16	16	16		
12	90006-PWC-003	BOLT, ROCKER ARM SHAFT .....	3	3	3	3		
13	90048-MGS-D30	CAP, CAM SHAFT, 20MM .....	1	1	1	1		
14	90206-PM3-004	NUT, TAPPET ADJUSTING .....	8	8	8	8		
15	90703-PWA-003	DOWEL PIN, 2.5X10 .....	1	1	1	1		
16	94303-05080	DOWEL PIN, 5X8 .....	1	1	1	1		





MJL3E0300

Ref. No.	L.O.N.	(Relative ref. Number) Description	F.R.T.
8		(1,9,10,11)	
1111P2		INTAKE VALVE SPRING AND/OR STEM SEAL(ONE) .....	5.3
		.INCLUDES: Engine removal and installation	
1111P2A		.Replace all intake spring add	0.3
1111P3		EXHAUST VALVE SPRING AND/OR STEM SEAL(ONE) .....	5.3
		.INCLUDES: Engine removal and installation	
1111P3A		.Replace all exhaust spring add .....	0.3
1111Q2		VALVE SPRING AND/OR STEM SEAL :FOR 1 VEHICLE .....	6.0
		.INCLUDES: Engine removal and installation	



MJL3E0400

Ref. No.	L.O.N.	(Relative ref. Number) Description	F.R.T.
1	1111Q4	SPROCKET, CAM ..... .INCLUDES: Engine removal and installation	4.8
2	110140	CHAIN, CAM ..... .INCLUDES: Engine removal and installation	4.9
3	111130	TENSIONER, CAM CHAIN .....	2.4
4	111139	GUIDE, CAM CHAIN ..... .INCLUDES: Engine removal and installation	5.1

Ref. No.	Part No.	Description	Reqd. QTY				Serial No.	Parts catalogue code
			NC750 XE	NC750 XDE	NC700 XAE	NC700 XDE		
1	14321-MGS-D30	SPROCKET, CAM(34T) .....	1	1	1	1		
2	14401-MGS-D31	CHAIN, CAM(114L) (DAIDO) (SCH-0409 SV)	1	1	1	1		
3	14510-MGS-D30	TENSIONER COMP., CAM CHAIN ..	1	1	1	1		
4	14530-MGS-D30	GUIDE, CAM CHAIN .....	1	1	1	1		
5	14623-MBA-000	PLATE, TENSIONER SETTING ....	1	1	1	1		
6	90001-MZ8-U40	BOLT, FLANGE, 6X18 .....	2	2	2	2		
7	90031-PV0-003	BOLT-WASHER, 10X30 .....	1	1	1	1		
8	90488-425-000	WASHER, SEALING, 6MM .....	2	2	2	2		
9	95701-06014-00	BOLT, FLANGE, 6X14 .....	1	1	1	1		

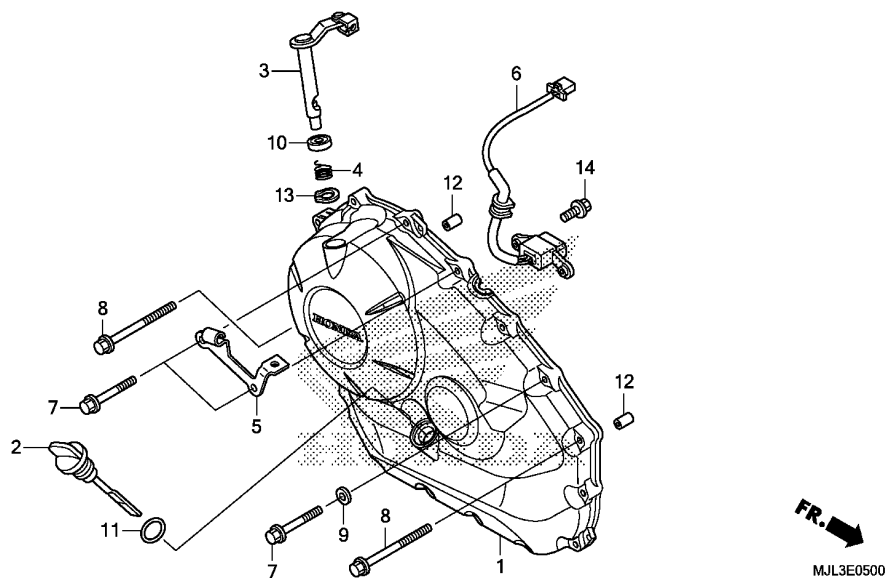




E-5

RIGHT CRANKCASE COVER(NC750X/XA)

E 7



Ref. No.	L.O.N.	(Relative ref. Number) Description	F.R.T.
1	110159	COVER, CRANKCASE :RIGHT	1.0
3		(4)	
	2121A7	LEVER, CLUTCH	0.9
6	614110	GENERATOR, IGNITION PULSE	1.0

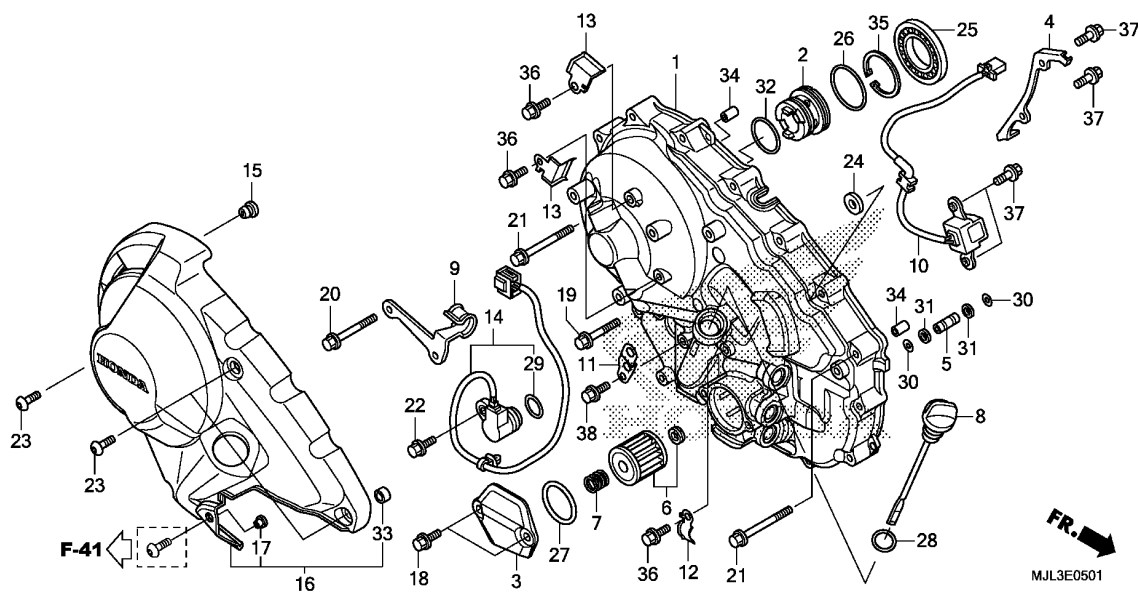
Ref. No.	Part No.	Description	Reqd. QTY				Serial No.	Parts catalogue code
			NC750 XE	NC750 XDE	NC700 XAE	NC700 XDE		
1	11330-MGS-D10	COVER COMP., R. CRANKCASE	1	-	1	-		
2	15650-MGS-D30	GAUGE, OIL LEVEL	1	-	1	-		
3	22810-MGS-D30	LEVER COMP., CLUTCH	1	-	1	-		
4	22815-413-000	SPRING, CLUTCH LEVER	1	-	1	-		
5	22821-MJF-A00	RECEIVER, CLUTCH CABLE	1	-	1	-		
6	30300-MGS-D31	GENERATOR ASSY., PULSE(TOYO)	1	-	1	-		
7	90006-GHB-680	BOLT, FLANGE, 6X28(NSHF)	14	-	14	-		
8	90006-GHB-710	BOLT, FLANGE, 6X40(NSHF)	2	-	2	-		
9	90488-425-000	WASHER, SEALING, 6MM	1	-	1	-		
10	91204-KK0-003	OIL SEAL, 12X18X5(ARAI)	1	-	1	-		
11	91307-035-000	O-RING, 18X3	1	-	1	-		
12	94301-08140	DOWEL PIN, 8X14	2	-	2	-		
13	94510-10000	CIRCLIP, EXTERNAL, 10MM	1	-	1	-		
14	95701-06016-00	BOLT, FLANGE, 6X16	2	-	2	-		

2

E-5-1

RIGHT CRANKCASE COVER(NC700XD/750XD)

E 8



Ref. No.	L.O.N.	(Relative ref. Number) Description	F.R.T.
1	1101R4	COVER, CRANKCASE(A) :RIGHT ... (26,32)	1.7
2	2121P7	COLLAR, OIL GUIDE .....	1.3
6	113127	ELEMENT, OIL FILTER .....	0.3
10	6141D3	GENERATOR, IGNITION PULSE(A) .	1.4
14	6171F7	SENSOR, SHIFT SPINDLE ANGLE ..	0.9
16	4131K0	COVER, ENGINE SIDE :RIGHT ....	0.1
25	2121P6	BEARING, DUAL CLUTCH TRANSMISSION .....	1.2

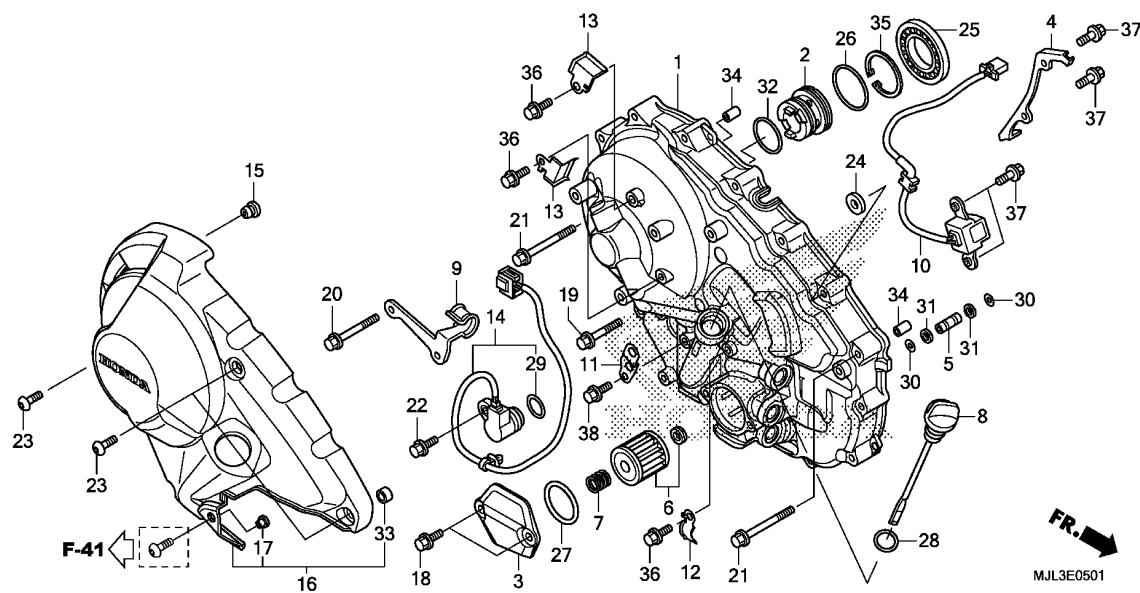
Ref. No.	Part No.	Description	Reqd. QTY				Serial No.	Parts catalogue code
			NC750 XE	NC750 XDE	NC700 XAE	NC700 XDE		
1	11330-MGS-D40	COVER COMP., R. CRANKCASE ...	-	1	-	1		
2	11332-MGS-D20	COLLAR, OIL GUIDE .....	-	1	-	1		
3	11337-MGS-D40	COVER, OIL FILTER .....	-	1	-	1		
4	11339-MGS-D20	CLAMPER, SOLENOID CORD .....	-	1	-	1		
5	15104-MGS-D20	PIPE, OIL PASS .....	-	1	-	1		
6	15412-MGS-D21	ELEMENT, OIL FILTER .....	-	1	-	1		
7	15414-MEB-670	SPRING, OIL FILTER .....	-	1	-	1		
8	15650-MGS-D20	GAUGE, OIL LEVEL .....	-	1	-	1		
9	22821-MJL-D50	STAY, FUEL HOSE .....	-	1	-	1		
10	30300-MGS-D21	GENERATOR ASSY., PULSE(TOYO)	-	1	-	1		
11	32171-MGS-D20	STAY, HARNESS CLIP(B) .....	-	1	-	1		
12	32172-MGS-D70	STAY, HARNESS .....	-	1	-	1		
13	32173-MGS-D70	STAY, HARNESS .....	-	2	-	2		
14	38810-MGS-D51	SENSOR ASSY., ANGLE .....	-	1	-	1		
15	53125-174-670	PLUG, HANDLE UNDER COVER ....	-	1	-	1		
16	64520-MGS-D50ZA	COVER, R. ENGINE SIDE *NH303M*						
		MAT AXIS GRAY METALLIC	-	1	-	1		
17	80103-MCJ-750	COLLAR, FENDER SETTING .....	-	1	-	1		
18	90006-GHB-630	BOLT, FLANGE, 6X16(NSHF) .....	-	2	-	2		
19	90006-GHB-680	BOLT, FLANGE, 6X28(NSHF) .....	-	1	-	1		
20	90006-GHB-710	BOLT, FLANGE, 6X40(NSHF) .....	-	13	-	13		
21	90006-GHB-730	BOLT, FLANGE, 6X50(NSHF) .....	-	2	-	2		
22	90011-MGE-D00	BOLT, KNOCK, 6MM .....	-	1	-	1		
23	90085-MCZ-000	BOLT, SPECIAL, 6X17 .....	-	3	-	3		

2

E-5-1

RIGHT CRANKCASE COVER(NC700XD/750XD)

E 9



MJL3E0501

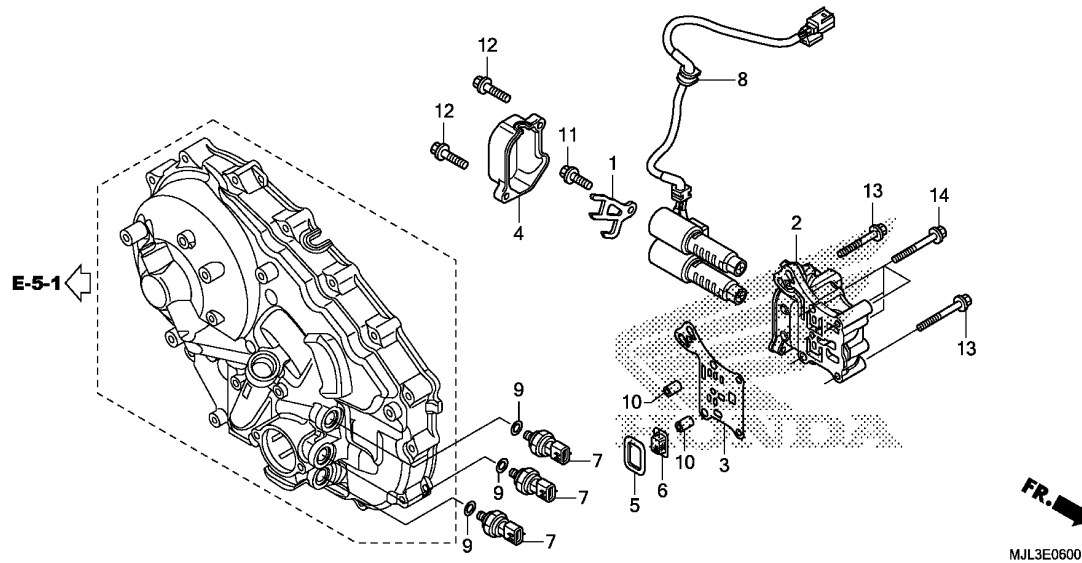
Ref. No.	Part No.	Description	Reqd. QTY				Serial No.	Parts catalogue code
			NC750 XE	NC750 XDE	NC700 XAE	NC700 XDE		
24	90488-425-000	WASHER, SEALING, 6MM	-	1	-	1		
25	91029-MGS-D21	BEARING, RADIAL BALL, 40X68X7.5	-	1	-	1		
26	91302-MGS-D20	O-RING, 35X2.2	-	1	-	1		
27	91302-PA9-003	O-RING, 39.8X2.2(ARAI)	-	1	-	1		
28	91307-035-000	O-RING, 18X3	-	1	-	1		
29	91310-MGE-D01	O-RING, 16.5X2.5	-	1	-	1		
30	91311-RFH-003	O-RING, 7.7X1.9	-	2	-	2		
31	91315-MGS-D20	RING, BACK UP, 8X11	-	2	-	2		
32	91344-PC9-004	O-RING, 29X2.4(NOK)	-	1	-	1		
33	91502-MGS-D50	COLLAR	-	3	-	3		
34	94301-08200	DOWEL PIN, 8X20	-	2	-	2		
35	94520-40150	CIRCLIP, INTERNAL, 40	-	1	-	1		
36	95701-06014-00	BOLT, FLANGE, 6X14	-	3	-	3		
37	95701-06016-00	BOLT, FLANGE, 6X16	-	4	-	4		
38	96001-06014-00	BOLT, FLANGE, 6X14	-	1	-	1		

2

E-6

LINEAR SOLENOID

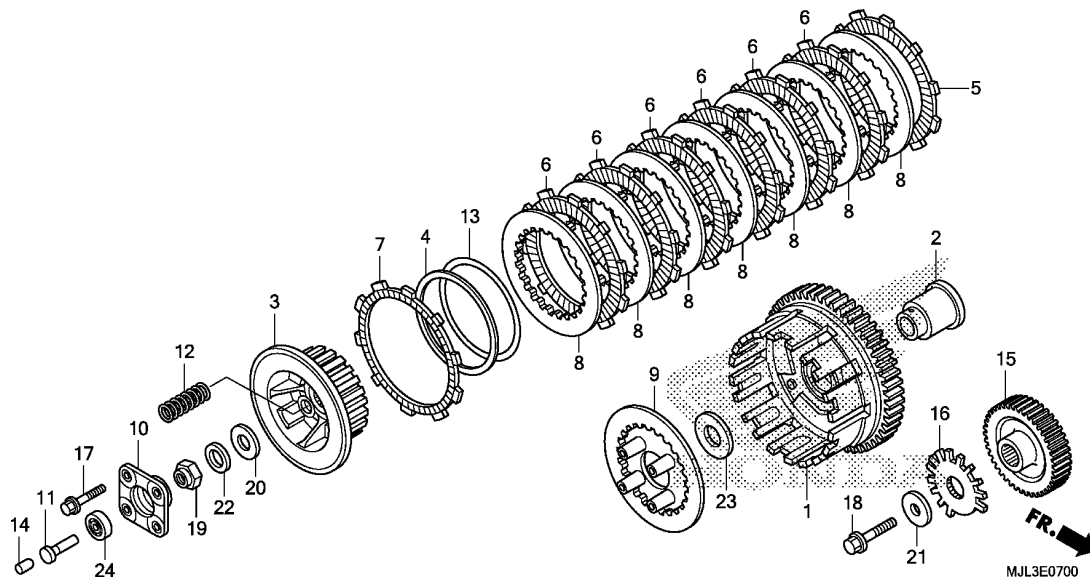
E10



Ref. No.	L.O.N.	(Relative ref. Number) Description	F.R.T.
2	(3,4,5,6)		
2101S1		BODY, SOLENOID VALVE .....	1.3
7	(9)		
6171G0		SENSOR, OIL PRESSURE .....	0.3
6171GOA		.Replace 1 oil pressure sensor add .....	0.1
6171GOB		.Replace 2 oil pressure sensor add .....	0.2
8	2101F6	VALVE, LINEAR SOLENOID .....	1.4

Ref. No.	Part No.	Description	Reqd. QTY				Serial No.	Parts catalogue code
			NC750 XE	NC750 XDE	NC700 XAE	NC700 XDE		
1	11338-MGS-D20	PLATE, SOLENOID STOPPER .....	-	1	-	1		
2	11361-MGS-D20	BODY, LINEAR SOLENOID .....	-	1	-	1		
3	11362-MGS-D20	PLATE, SEPARATOR .....	-	1	-	1		
4	11363-MGS-D20	COVER, LINEAR SOLENOID .....	-	1	-	1		
5	11371-MGS-D20	PACKING, BASE .....	-	1	-	1		
6	11372-MGS-D20	FILTER COMP., SPOOL VALVE ...	-	1	-	1		
7	28660-RFH-013	SENSOR ASSY., OIL PRESSURE ..	-	3	-	3		
8	38610-MGS-D51	SOLENOID ASSY., LINEAR .....	-	1	-	1		
9	91301-MEH-003	O-RING, 13X1.5 .....	-	3	-	3		
10	94301-08100	DOWEL PIN, 8X10 .....	-	2	-	2		
11	95701-06016-00	BOLT, FLANGE, 6X16 .....	-	1	-	1		
12	95701-06025-00	BOLT, FLANGE, 6X25 .....	-	2	-	2		
13	95701-06045-00	BOLT, FLANGE, 6X45 .....	-	2	-	2		
14	95701-06055-00	BOLT, FLANGE, 6X55 .....	-	4	-	4		

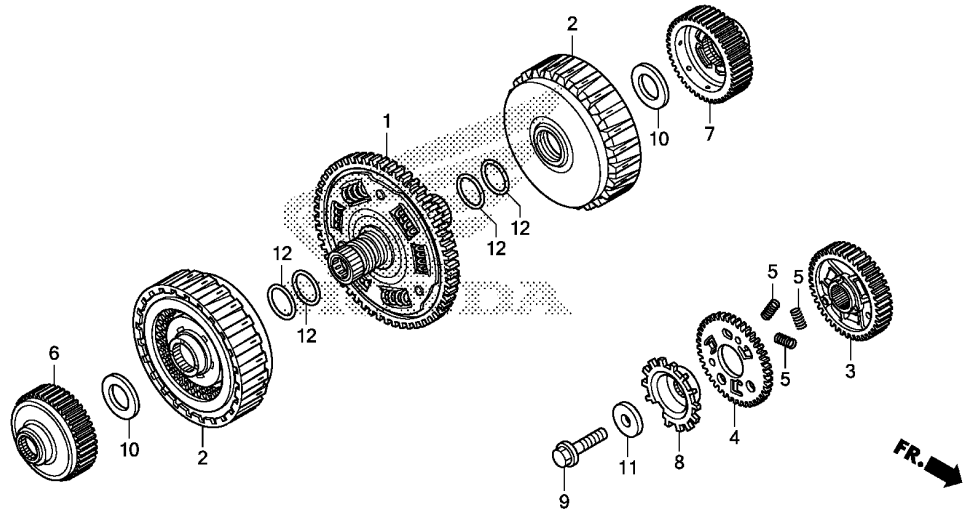




Ref. No.	L.O.N.	(Relative ref. Number) Description	F.R.T.
1	2121A0	OUTER, CLUTCH .....	1.2
3	212112	CENTER, CLUTCH .....	1.2
6	2121A1	DISC, CLUTCH FRICTION .....	1.2
.NOTE: Same time for two units or more			
9	2121A3	PLATE, CLUTCH PRESSURE .....	1.2
10	2121A4	PLATE, CLUTCH LIFTER .....	1.0
11	2121B6	ROD, CLUTCH LIFTER .....	0.9
12	212107	SPRING, CLUTCH .....	1.0
.NOTE: Same time for two units or more			
15	211105	GEAR, PRIMARY DRIVE .....	1.0
16	614111	ROTOR, PULSE .....	1.0
24	2121B4	BEARING, CLUTCH LIFTER .....	1.0

MJL3E0700

Ref. No.	Part No.	Description	Reqd. QTY				Serial No.	Parts catalogue code
			NC750 XE	NC700 XDE	NC750 XAE	NC700 XDE		
1	22100-MGS-D30	OUTER COMP., CLUTCH(71T) ....	1	-	1	-		
2	22116-MGS-D30	GUIDE, CLUTCH OUTER .....	1	-	1	-		
3	22120-MBA-000	CENTER, CLUTCH(24T) .....	1	-	1	-		
4	22125-MJL-D30	SEAT, JUDDER SPRING .....	1	-	1	-		
5	22201-MAV-000	DISK, CLUTCH FRICTION .....	1	-	1	-		
6	22201-MEW-920	DISK, CLUTCH FRICTION .....	6	-	6	-		
7	22202-MAE-000	DISK B, CLUTCH FRICTION .....	1	-	1	-		
8	22321-MJH-Y00	PLATE, CLUTCH .....	7	-	7	-		
9	22350-MS6-922	PLATE, CLUTCH PRESSURE .....	1	-	1	-		
10	22361-MR1-000	PLATE, CLUTCH LIFTER .....	1	-	1	-		
11	22366-MFF-D00	ROD, CLUTCH CENTER .....	1	-	1	-		
12	22401-MJL-D30	SPRING, CLUTCH .....	4	-	4	-		
13	22402-MJL-D30	SPRING, JUDDER .....	1	-	1	-		
14	22847-MFF-D00	ROD, CLUTCH LIFTER .....	1	-	1	-		
15	23103-MGS-D30	GEAR, PRIMARY DRIVE(41T) ....	1	-	1	-		
16	30291-MGS-D30	ROTOR, PULSE .....	1	-	1	-		
17	90007-MJH-Y01	BOLT, FLANGE, 6X35 .....	4	-	4	-		
18	90023-MBW-000	BOLT, FLANGE, 10MM .....	1	-	1	-		
19	90236-HA0-000	NUT, LOCK, 18MM .....	1	-	1	-		
20	90401-MZ8-B40	WASHER, 18MM .....	1	-	1	-		
21	90414-MGE-D00	WASHER, 10.5X36X4 .....	1	-	1	-		
22	90432-428-000	WASHER, LOCK .....	1	-	1	-		
23	90452-471-000	WASHER, THRUST, 22MM .....	1	-	1	-		
24	96100-60010-00	BEARING, RADIAL BALL, 6001 ..	1	-	1	-		

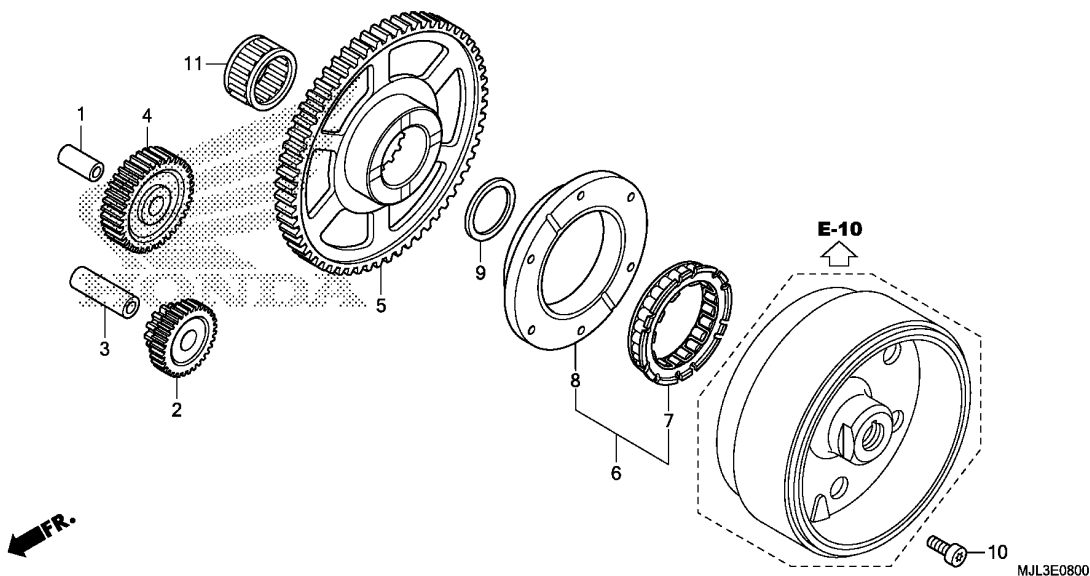


MJL3E0701

Ref. No.	L.O.N.	(Relative ref. Number) Description	F.R.T.
1	211100	GEAR, PRIMARY DRIVEN (12)	1.6
2	2121P5	CLUTCH ASSEMBLY .NOTE: Same time for two units (4,5)	1.6
3	2111F8	GEAR, PRIMARY DRIVE(A) (7)	1.3
6	2121N3	GUIDE, CLUTCH .NOTE: Same time for two units	1.6
8	6141D5	ROTOR, PULSE(A)	1.3

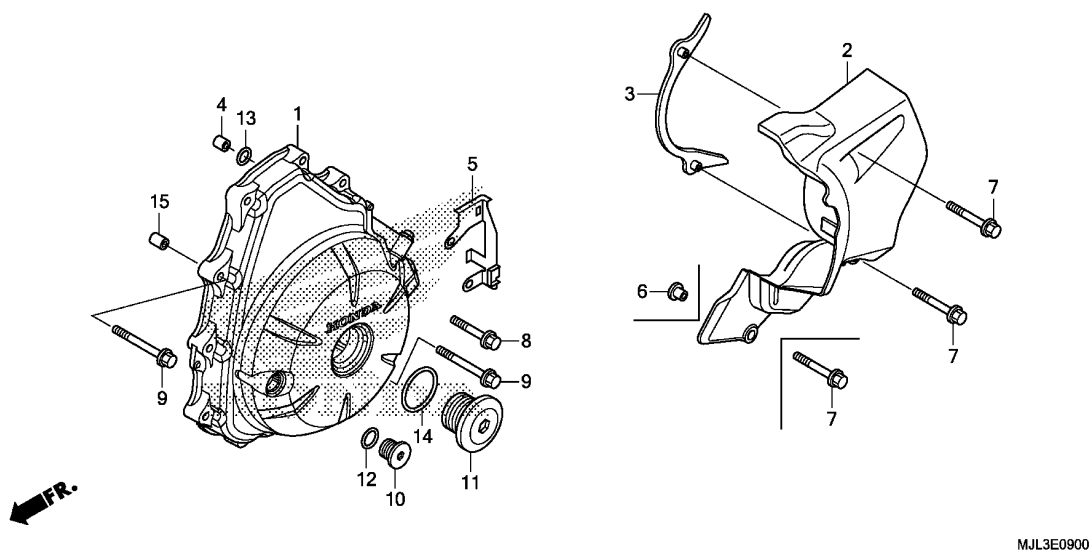
Ref. No.	Part No.	Description	Reqd. QTY				Serial No.	Parts catalogue code
			NC750 XE	NC750 XDE	NC700 XAE	NC700 XDE		
1	22100-MGS-D21	GEAR COMP., PRIMARY DRIVEN (73T)	-	1	-	1		
2	22500-MGS-D21	CLUTCH ASSY.	-	2	-	2		
3	23103-MGS-D20	GEAR, PRIMARY DRIVE(38T)	-	1	-	1		
4	23104-MGS-D20	SUB GEAR, PRIMARY(38T)	-	1	-	1		
5	23115-MW4-000	SPRING, PRIMARY DAMPER	-	3	-	3		
6	23405-MGS-D20	GUIDE, FIRST CLUTCH GEAR(44T)	-	1	-	1		
7	23406-MGS-D20	GUIDE, SECOND CLUTCH GEAR(44T)	-	1	-	1		
8	30291-MGS-D20	ROTOR, PULSE	-	1	-	1		
9	90023-MBW-000	BOLT, FLANGE, 10MM	-	1	-	1		
10	90403-MGS-D20	WASHER, 27.5X48X2	-	2	-	2		
11	90414-MGE-D00	WASHER, 10.5X36X4	-	1	-	1		
12	91302-PS5-003	O-RING, 33.6X2.2	-	4	-	4		





Ref. No.	L.O.N.	(Relative ref. Number) Description	F.R.T.
2	612125	GEAR, STARTER REDUCTION .....	1.0
	6121C5	GEAR, STARTER REDUCTION(A) ...	1.1
		.NOTE: Dual clutch transmission type	
4	612135	GEAR, STARTER IDLE .....	1.0
	6121E1	GEAR, STARTER IDLE(A) .....	1.1
		.NOTE: Dual clutch transmission type	
5	612120	GEAR, STARTER DRIVEN .....	1.2
	6121C4	GEAR, STARTER DRIVEN(A) .....	1.3
		.NOTE: Dual clutch transmission type	
6	612131	OUTER, STARTING CLUTCH .....	1.3
	6121C6	OUTER, STARTING CLUTCH(A) ....	1.4
		.NOTE: Dual clutch transmission type	

Ref. No.	Part No.	Description	Reqd. QTY				Serial No.	Parts catalogue code
			NC750 XE	NC750 XDE	NC700 XAE	NC700 XDE		
1	13111-122-000	PIN, PISTON, 10X33 .....	1	1	1	1		
2	28101-MGS-D30	GEAR, STARTER REDUCTION (39T/12T)	1	1	1	1		
3	28102-ME9-000	PIN, 10X44 .....	1	1	1	1		
4	28106-MGS-D30	GEAR, STARTER(51T) .....	1	1	1	1		
5	28110-MGS-D30	GEAR, STARTER DRIVEN(88T) ...	1	1	1	1		
6	28125-MM9-014	OUTER COMP., STARTING CLUTCH	1	1	1	1		
7	28126-MK5-004	CLUTCH, ONE WAY .....	1	1	1	1		
8	28128-MM9-014	OUTER, STARTING CLUTCH .....	1	1	1	1		
9	41641-HC5-000	SHIM K, DIFFERENTIAL CASE (1.00)	1	1	1	1		
10	90010-MAY-000	BOLT, SOCKET, 8MM .....	6	6	6	6		
11	91008-MGS-D31	BEARING, NEEDLE, 30X37X20 ...	1	1	1	1		

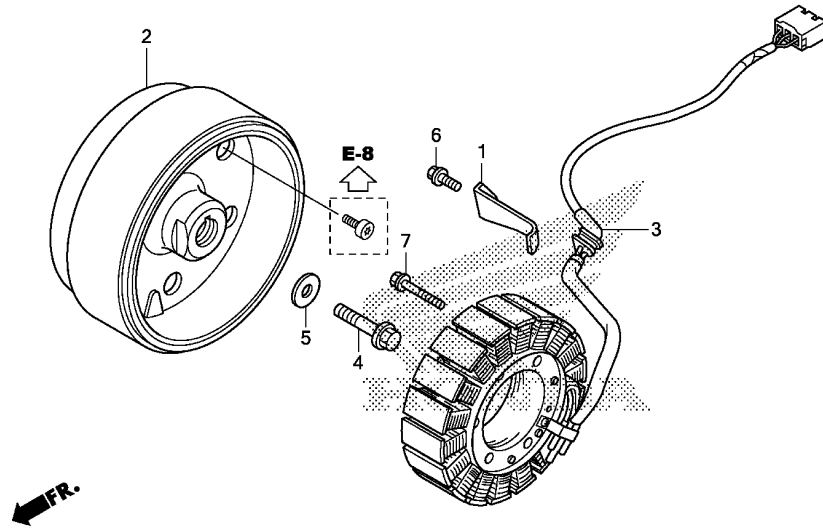


Ref. No.	L.O.N.	(Relative ref. Number) Description	F.R.T.
1	1101B1	COVER, ALTERNATOR .....	1.1
	1101W4	COVER, ALTERNATOR(A) .....	1.2
.NOTE: Dual clutch transmission type			
2	1101B0	COVER, CRANKCASE :LEFT REAR ..	0.1

Ref. No.	Part No.	Description	Reqd. QTY				Serial No.	Parts catalogue code
			NC750 XE	NC750 XDE	NC700 XAE	NC700 XDE		
1	04101-MJH-Y00	COVER COMP., A.C. GENERATOR	1	-	1	-		
	04101-MGS-D20	.....	-	1	-	1		
2	11351-MJL-D30	COVER, L. RR.	1	-	1	-		
	11351-MGS-D50	.....	-	1	-	1		
3	11355-MJL-D30	PLATE COMP., DRIVE CHAIN GUIDE	1	1	1	-		
	11355-MGS-D30	.....	-	-	-	1		
4	15516-MGS-D30	ORIFICE, 0.8MM	1	1	1	1		
5	32153-MGS-D30	GUIDE, L. RR. COVER	1	1	1	1		
6	64209-MN5-000	COLLAR, FAIRING SETTING	1	-	1	-		
7	90006-GHB-670	BOLT, FLANGE, 6X25(NSHF)	3	2	3	2		
8	90006-GHB-680	BOLT, FLANGE, 6X28(NSHF)	9	9	9	9		
9	90006-GHB-700	BOLT, FLANGE, 6X35(NSHF)	2	2	2	2		
10	90084-MN8-010	CAP, 14MM	1	1	1	1		
11	90087-MR1-000	CAP, 30MM	1	1	1	1		
12	91303-377-000	O-RING, 13.8X2.5	1	1	1	1		
13	91313-393-003	O-RING, 7.8X2.2(ARAI)	1	1	1	1		
14	91344-PC9-004	O-RING, 29X2.4(NOK)	1	1	1	1		
15	94301-08140	DOWEL PIN, 8X14	2	2	2	2		







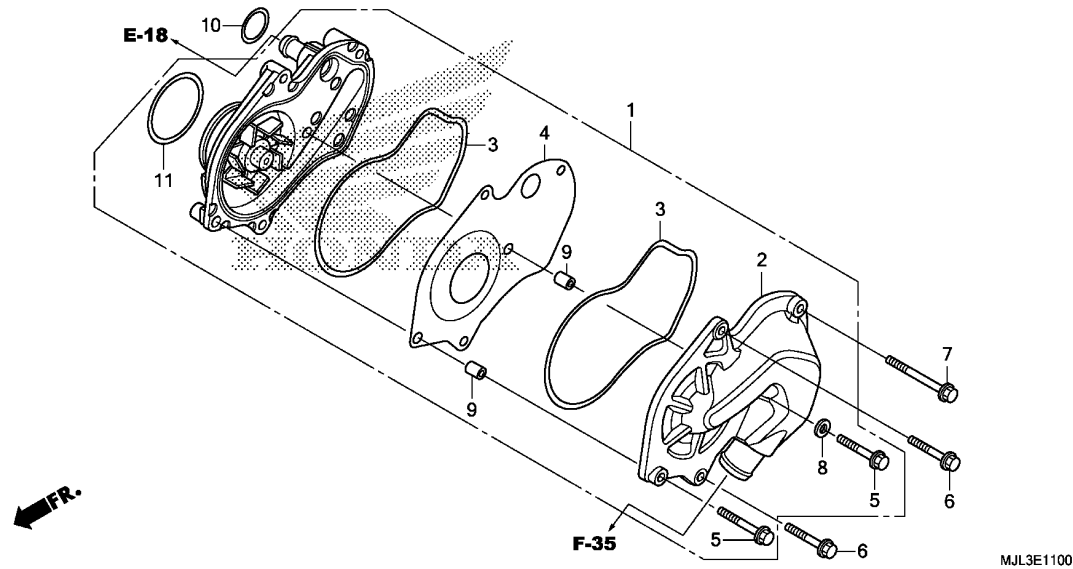
Ref. No.	L.O.N.	(Relative ref. Number) Description	F.R.T.
2	613105	ROTOR OR FLYWHEEL .....	1.3
	6131C6	ROTOR OR FLYWHEEL(A) .....	1.4
.NOTE: Dual clutch transmission type			
3	6131A3	STATOR .....	1.3
	6131C7	STATOR(A) .....	1.4
.NOTE: Dual clutch transmission type			

Ref. No.	Part No.	Description	Reqd. QTY				Serial No.	Parts catalogue code
			NC750 XE	NC750 XDE	NC700 XAE	NC700 XDE		
1	11333-MJH-Y00	CLAMP, A.C. GENERATOR CORD ..	1	-	1	-		
	11333-MGS-D30	.....	-	1	-	1		
2	31110-MJL-D31	FLYWHEEL COMP.(MITSUBA) .....	1	-	1	-		
	31110-MJF-A01	FLYWHEEL COMP. ....	-	1	-	-		
	31110-MGS-D21	FLYWHEEL COMP.(MITSUBA) .....	-	-	-	1		
3	31120-MJL-D31	STATOR COMP.(MITSUBA) .....	1	-	1	-		
	31120-MJL-D51	.....	-	1	-	-		
	31120-MGS-D31	.....	-	-	-	1		
4	90025-MEW-920	BOLT, FLANGE, 12X50(UBS) .....	1	1	1	1		
5	90403-MEW-920	WASHER, 12.5X34X5 .....	1	1	1	1		
6	96001-06014-00	BOLT, FLANGE, 6X14 .....	1	1	1	1		
7	96001-06040-00	BOLT, FLANGE, 6X40 .....	4	4	4	4		

E-11

WATER PUMP

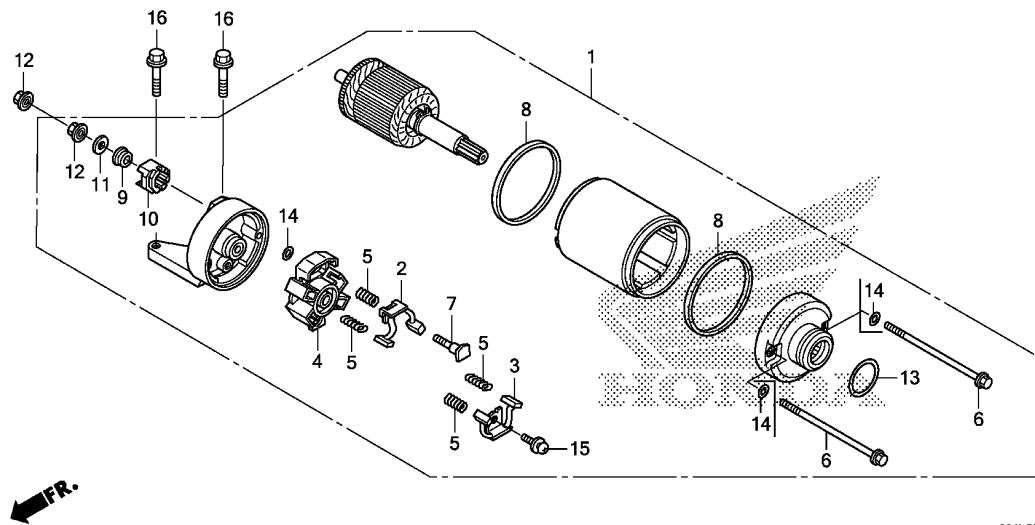
E16



Ref. No.	L.O.N.	(Relative ref. Number) Description	F.R.T.
1		(10)	
1	114103	PUMP ASSY., WATER .....	0.6
2	1141B0	COVER, WATER PUMP .....	0.6
3		(4)	
	1141B1	GASKET, WATER PUMP COVER .....	0.6
		.NOTE: Same time for two units	
11	1141E1	O-RING, WATER PUMP .....	0.6

Ref. No.	Part No.	Description	Reqd. QTY				Serial No.	Parts catalogue code
			NC750 XE	NC750 XDE	NC700 XAE	NC700 XDE		
1	19200-MGS-D10	PUMP ASSY., WATER .....	1	1	1	1		
2	19221-MGS-D10	COVER, WATER PUMP .....	1	1	1	1		
3	19226-MGS-D30	GASKET, WATER PUMP BODY .....	2	2	2	2		
4	19231-MGS-D30	PLATE, WATER PUMP .....	1	1	1	1		
5	90006-GHB-690	BOLT, FLANGE, 6X32(NSHF) .....	2	2	2	2		
6	90006-GHB-700	BOLT, FLANGE, 6X35(NSHF) .....	2	2	2	2		
7	90006-GHB-730	BOLT, FLANGE, 6X50(NSHF) .....	1	1	1	1		
8	90406-MGS-D30	WASHER, SEALING, 6.5MM .....	1	1	1	1		
	90463-ML7-000	.....	1	1	1	1		
9	90704-MGS-D30	DOWEL PIN, .....	2	2	2	2		
10	91301-GK1-003	O-RING, 22X2(ARAI) .....	1	1	1	1		
11	91301-MGS-D30	O-RING, 48X2.6 .....	1	1	1	1		

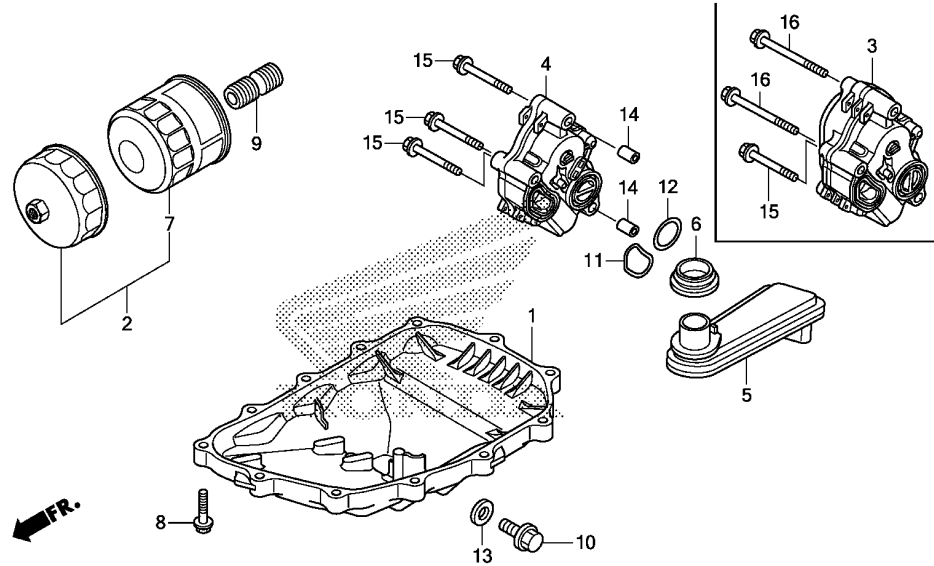
2



MJL3E1200

Ref. No.	L.O.N.	(Relative ref. Number) Description	F.R.T.
1		(13) MOTOR, STARTING .....	0.4
2		(3,4,5,8) TERMINAL, BRUSH(STARTER) .....	0.5
.NOTE: Same time for two units			

Ref. No.	Part No.	Description	Reqd. QTY				Serial No.	Parts catalogue code
			NC750 XE	NC750 XDE	NC700 XAE	NC700 XDE		
1	31200-MGS-D41	MOTOR ASSY., STARTER .....	1	-	1	1		
	31200-MJL-D51	MOTOR ASSY., STARTER(MITSUBA)	-	1	-	-		
2	31201-MEW-921	BRUSH SET A, CARBON .....	1	1	1	1		
3	31202-MEW-921	BRUSH SET B, CARBON .....	1	1	1	1		
4	31203-MEW-921	HOLDER, BRUSH .....	1	1	1	1		
5	31204-MEW-921	SPRING, CARBON BRUSH .....	4	4	4	4		
6	31205-MEW-921	BOLT, SETTING .....	2	2	2	2		
7	31206-MEW-921	BOLT, TERMINAL .....	1	1	1	1		
8	31207-KS5-901	RING .....	2	2	2	2		
9	31208-MEW-921	INSULATOR .....	1	1	1	1		
10	31209-MEW-921	STOPPER, TERMINAL .....	1	1	1	1		
11	31210-MEW-921	WASHER .....	1	1	1	1		
12	90071-MB0-000	NUT-WASHER, 6MM .....	2	2	2	2		
13	91309-425-003	O-RING, 24.4X3.1(ARAI) .....	1	1	1	1		
14	91320-MB0-000	O-RING, 4X2 .....	1	3	1	1		
15	93892-05012-08	SCREW-WASHER, 5X12 .....	1	1	1	1		
16	95801-06025-00	BOLT, FLANGE, 6X25 .....	2	2	2	2		

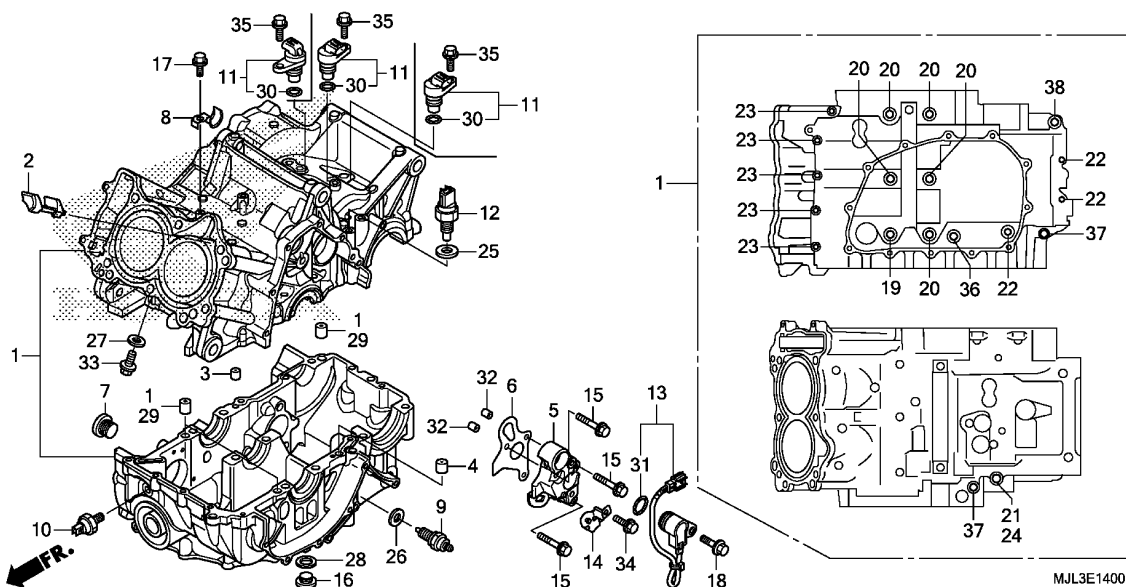


MJL3E1300

Ref. No.	L.O.N.	(Relative ref. Number) Description	F.R.T.
1	113145	OIL PAN AND/OR GASKET (11,12)	0.6
3	1131F2	PUMP ASSY., OIL(A)	1.3
.NOTE: Dual clutch transmission type (11,12)			
4	113105	PUMP ASSY., OIL	1.0
5	1131B6	STRAINER, OIL (6)	0.6
7	113180	CARTRIDGE, OIL FILTER (2)	0.2

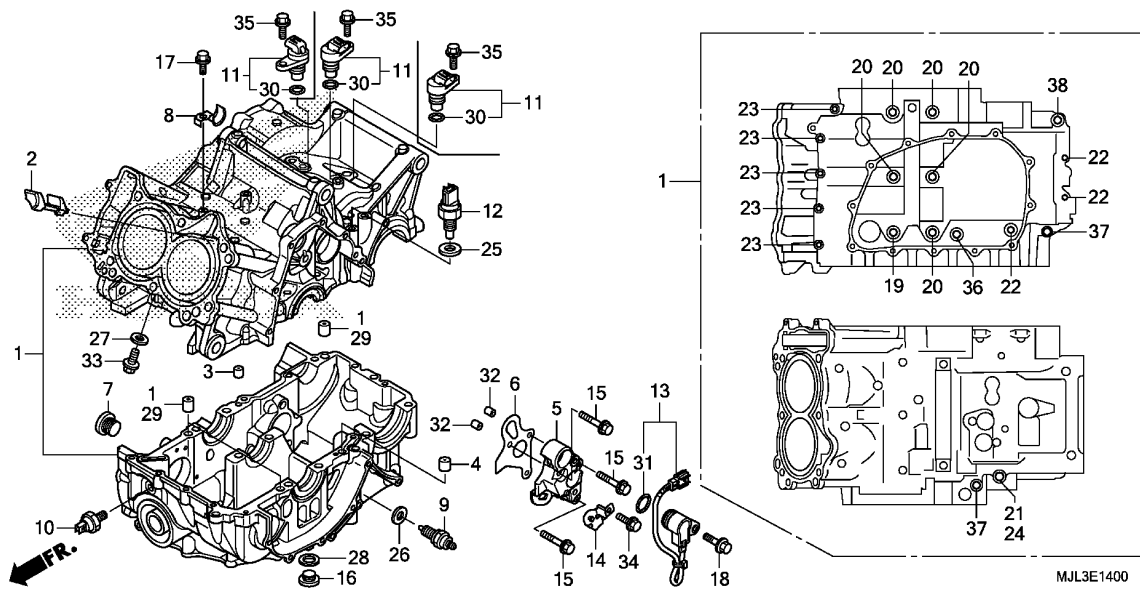
Ref. No.	Part No.	Description	Reqd. QTY				Serial No.	Parts catalogue code
			NC750 XE	NC750 XDE	NC700 XAE	NC700 XDE		
1	11210-MGS-D10	PAN, OIL	1	1	1	1		
2	15010-MCE-H51	FILTER SET, OIL	(1)	(1)	(1)	(1)		
3	15100-MGS-D20	PUMP ASSY., OIL	-	1	-	1		
4	15100-MGS-D30	PUMP ASSY., OIL	1	-	1	-		
5	15150-MGS-D30	STRAINER COMP., OIL	1	1	1	1		
6	15154-MAT-000	PACKING, OIL STRAINER	1	1	1	1		
7	15410-MFJ-D01	CARTRIDGE, OIL FILTER (TOYO ROKI)	1	1	1	1		
8	90006-GHB-680	BOLT, FLANGE, 6X28(NSHF)	12	12	12	12		
9	90019-MB0-000	BOSS, OIL FILTER	1	1	1	1		
10	90131-883-000	BOLT, DRAIN PLUG, 12X15	1	1	1	1		
11	91301-MEE-003	O-RING, 32X1.7	1	1	1	1		
12	91307-PY4-003	O-RING, 24.5X1.9	1	1	1	1		
13	94109-12000	WASHER, DRAIN PLUG, 12MM	1	1	1	1		
14	94301-08140	DOWEL PIN, 8X14	2	2	2	2		
15	95701-06055-00	BOLT, FLANGE, 6X55	3	1	3	1		
16	95701-06075-00	BOLT, FLANGE, 6X75	-	2	-	2		



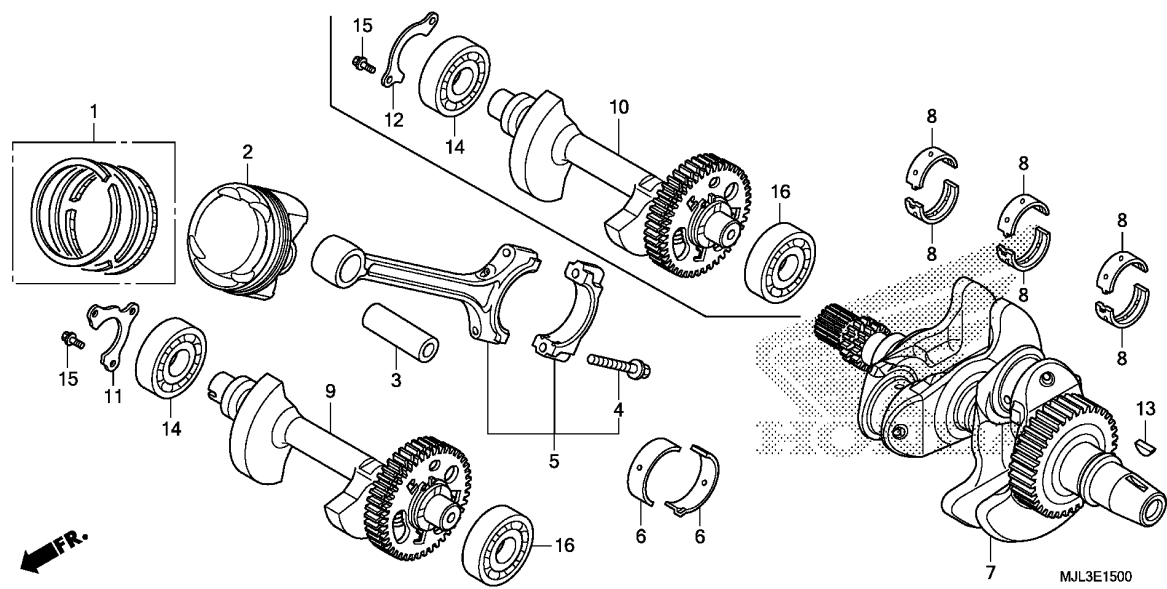


Ref. No.	L.O.N.	(Relative ref. Number) Description	F.R.T.
1	110105	CRANKCASE SET ..... .INCLUDES: Engine removal and installation	8.0
	1101U8	CRANKCASE SET(A) ..... .INCLUDES: Engine removal and installation .NOTE: NC750 model	8.2
9	6151B8	SWITCH, NEUTRAL .....	0.2
	6151H7	SWITCH, NEUTRAL(A) .....	0.6
		.NOTE: Dual clutch transmission type	
10	615160	SWITCH, OIL PRESSURE .....	0.5
11		(30)	
	617198	SENSOR, SPEEDOMETER .....	0.2
	6171F8	SENSOR, MAINSHAFT :INNER .....	0.2
	6171F9	SENSOR, MAINSHAFT :OUTER .....	1.8
12	617151	SENSOR, OIL TEMPERATURE .....	0.3
13	615126	SWITCH, GEAR POSITION .....	0.8

Ref. No.	Part No.	Description	Reqd. QTY				Serial No.	Parts catalogue code
			XE	NC750 XDE	NC700 XAE	XDE		
1	11000-MJL-D30	CRANKCASE SET .....	1	-	1	-		
	11000-MJL-D50	.....	-	1	-	-		
	11000-MGS-D41	.....	-	-	-	1		
2	11103-MGS-D31	PLATE, PARTITION .....	1	1	1	1		
3	11207-MFL-000	ORIFICE, 1.1MM .....	1	1	1	1		
4	11207-MGS-D30	ORIFICE, 1.5MM .....	1	1	1	1		
5	11521-MJL-D30	HOLDER, ANGLE SENSOR .....	1	-	1	-		
6	11522-MJL-D30	GASKET, CHANGE SWITCH .....	1	-	1	-		
7	12208-PR3-000	BOLT, SEALING, 20MM .....	1	1	1	1		
8	17640-MGS-D30	STAY, FUEL HOSE .....	1	1	1	1		
9	35600-MFJ-D01	SWITCH ASSY., NEUTRAL .....	1	1	1	1		
10	37241-RNA-A01	SWITCH ASSY., OIL PRESSURE ..	1	1	1	1		
11	37700-MGS-D31	SENSOR ASSY., SPEED .....	1	3	1	3		
12	37750-KPH-701	SENSOR ASSY., THERMOSTAT OIL	-	1	-	1		
13	38800-MJL-D11	SENSOR ASSY., ANGLE(350DEGREE)	1	-	1	-		
14	38815-MJL-D10	STAY, ANGLE SENSOR CORD .....	1	-	1	-		
15	90001-MGS-D20	BOLT, FLANGE, 6X28 .....	3	-	3	-		
16	90002-RGA-000	BOLT, SEALING, 12X8 .....	1	1	1	1		
17	90004-MGS-D30	BOLT, FLANGE, 6X16 .....	1	1	1	1		
18	90011-MGE-D00	BOLT, KNOCK, 6MM .....	1	-	1	-		
19	90015-MGS-D31	BOLT, FLANGE, 9X150 .....	1	1	1	1		
20	90016-MFA-D01	BOLT, FLANGE, 9X125 .....	5	5	5	5		
21	90021-MGS-D30	BOLT, FLANGE, 8X100 .....	1	1	1	1		
22	90021-MJL-D30	BOLT, SPECIAL, 6X45 .....	3	3	3	3		
23	90022-MJL-D30	BOLT, SPECIAL, 6X32 .....	5	5	5	5		



Ref. No.	Part No.	Description	Reqd. QTY				Serial No.	Parts catalogue code
			XE	NC750 XDE	XAE	NC700 XDE		
24	90442-028-000	WASHER, SEALING, 8MM .....	1	1	1	1		
25	90443-MB0-000	WASHER, SEALING, 10MM .....	-	1	-	1		
26	90443-MJ6-000	WASHER, NEUTRAL .....	1	1	1	1		
27	90463-ML7-000	WASHER, SEALING, 6.5MM .....	1	1	1	1		
28	90545-KF0-000	WASHER, 12MM .....	1	1	1	1		
29	90701-MV9-670	DOWEL PIN, 10X16 .....	3	3	3	3		
30	91303-KF0-003	O-RING, 14.8X2.4(ARAI) .....	1	3	1	3		
31	91310-MGE-D01	O-RING, 16.5X2.5 .....	1	-	1	-		
32	94301-08100	DOWEL PIN, 8X10 .....	2	-	2	-		
33	95701-06012-00	BOLT, FLANGE, 6X12 .....	1	1	1	1		
34	95701-06014-00	BOLT, FLANGE, 6X14 .....	1	-	1	-		
35	95701-06018-00	BOLT, FLANGE, 6X18 .....	1	3	1	3		
36	95701-08045-00	BOLT, FLANGE, 8X45 .....	1	1	1	1		
37	95701-08070-00	BOLT, FLANGE, 8X70 .....	2	2	2	2		
38	95701-10070-00	BOLT, FLANGE, 10X70 .....	1	1	1	1		



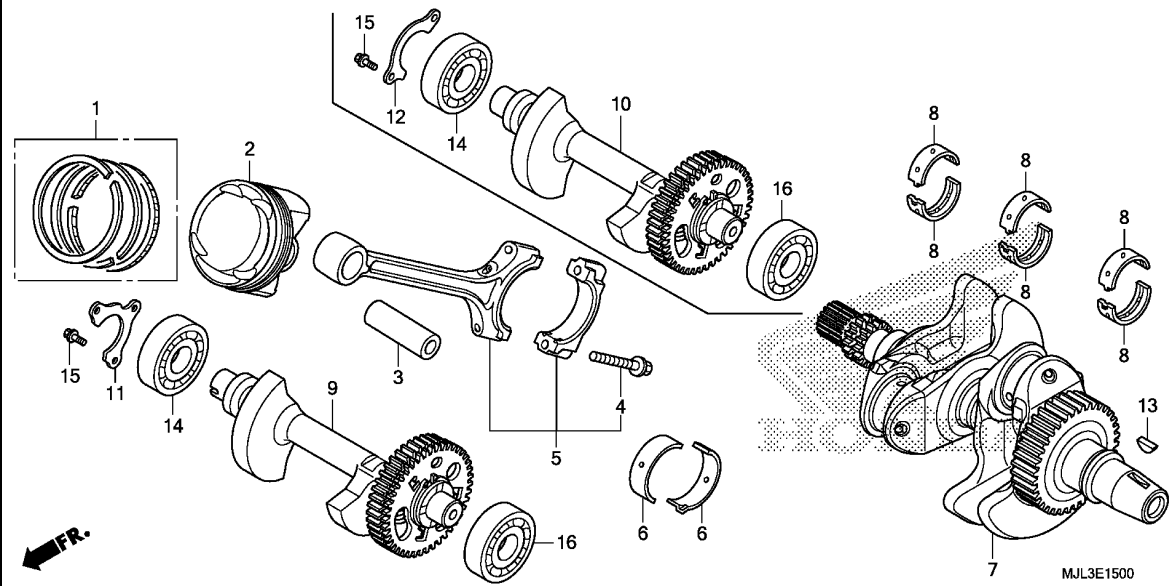
Ref. No.	L.O.N.	(Relative ref. Number) Description	F.R.T.
2		(1,3,5,6)	
1111T9		PISTON AND/OR RING SET AND/OR BEARING AND/OR ROD ..... .INCLUDES: Engine removal and installation .INCLUDES: Inspection/Measurement/Cleaning	7.0
1111X9		PISTON AND/OR RING SET AND/OR BEARING AND/OR ROD :FOR 1 VEHICLE ..... .INCLUDES: Engine removal and installation .INCLUDES: Inspection/Measurement/Cleaning	7.5
7	1101B5	CRANKSHAFT ..... .INCLUDES: Engine removal and installation	7.5
8	110125	BEARING, CRANKSHAFT ..... .INCLUDES: Engine removal and installation .NOTE: Same time for two units or more	7.1
9	1101B9	SHAFT, BALANCER :FRONT ..... .INCLUDES: Engine removal and installation	6.5

Ref. No.	Part No.	Description	Reqd. QTY				Serial No.	Parts catalogue code
			NC750 XE	NC750 XDE	NC700 XAE	NC700 XDE		
1	13011-MJH-305	RING SET, PISTON(STD) (RIKEN)	2	2	2	-		
	13021-MJL-D30	RING SET, PISTON(O.S. 0.25) -	(2)	(2)	(2)	-		
	13011-RB0-004	RING SET, PISTON(STD.) (RIKEN)	-	-	-	2		
	13021-MGS-D30	RING SET, PISTON(O.S. 0.25) -	-	-	-	(2)		
2	13101-MJH-Y00	PISTON .....	2	2	2	-		
	13102-MJL-D30	PISTON(O.S. 0.25) .....	(2)	(2)	(2)	-		
	13101-MGS-D30	PISTON .....	-	-	-	2		
	13102-MGS-D30	PISTON(O.S. 0.25) .....	-	-	-	(2)		
3	13111-PWA-000	PIN, PISTON .....	2	2	2	2		
4	13204-PWA-003	BOLT, CONNECTING ROD .....	4	4	4	4		
5	13210-RB0-000	ROD COMP., CONNECTING .....	2	2	2	2		
6	13211-PWA-003	BEARING A, CONNECTING ROD (BLUE) (DAIDO)	4	4	4	4		
	13212-PWA-003	BEARING B, CONNECTING ROD (BLACK) (DAIDO)	4	4	4	4		
	13213-PWA-003	BEARING C, CONNECTING ROD (BROWN) (DAIDO)	4	4	4	4		
	13214-PWA-003	BEARING D, CONNECTING ROD (GREEN) (DAIDO)	4	4	4	4		
	13215-PWA-003	BEARING E, CONNECTING ROD (YELLOW) (DAIDO)	4	4	4	4		
	13216-PWA-003	BEARING F, CONNECTING ROD (PINK) (DAIDO)	4	4	4	4		
	13217-PWA-003	BEARING G, CONNECTING ROD (RED) (DAIDO)	4	4	4	4		
	13218-PWA-003	BEARING H, CONNECTING ROD (WHITE) (DAIDO)	4	4	4	4		
7	13300-MJL-D30	CRANKSHAFT COMP. ....	1	1	1	1		

E-15

CRANKSHAFT/PISTON

F 6

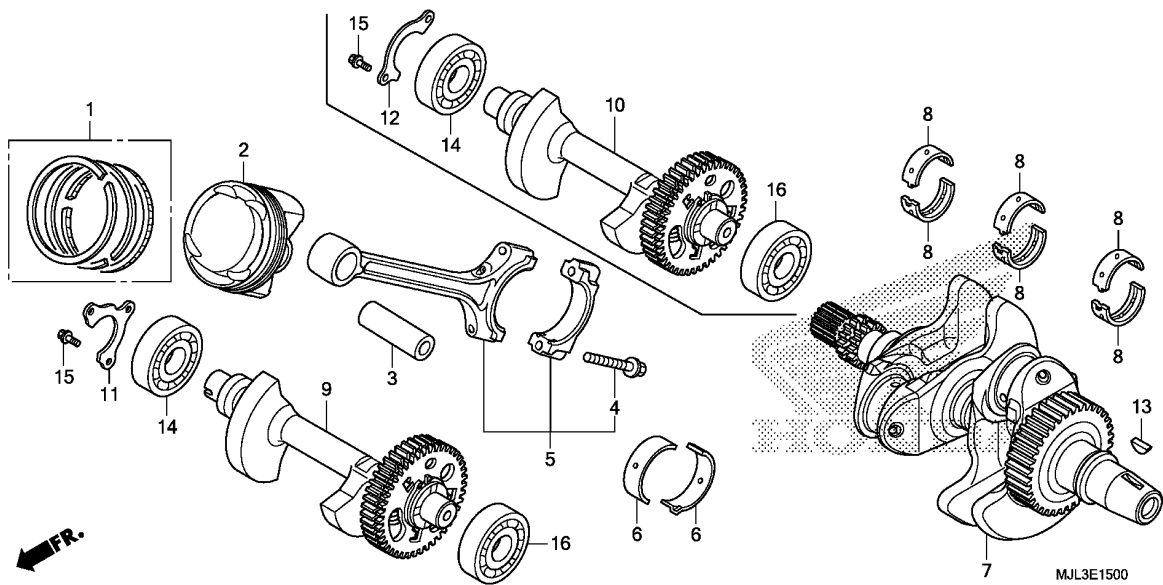


Ref. No.	L.O.N.	(Relative ref. Number) Description	F.R.T.
10	1101B8	SHAFT, BALANCER :REAR ..... .INCLUDES: Engine removal and installation	6.6
	1101C0	SHAFT, BALANCER :BOTH ..... .INCLUDES: Engine removal and installation	6.7
14	1101W6	BEARING, BALANCER SHAFT :RIGHT FRONT ..... .INCLUDES: Engine removal and installation	6.5
	1101W9	BEARING, BALANCER SHAFT :RIGHT REAR ..... .INCLUDES: Engine removal and installation	6.6
16	1101W5	BEARING, BALANCER SHAFT :LEFT FRONT ..... .INCLUDES: Engine removal and installation	6.7
	1101W7	BEARING, BALANCER SHAFT :BOTH FRONT ..... .INCLUDES: Engine removal and installation	6.7
	1101W8	BEARING, BALANCER SHAFT :LEFT REAR ..... +	7.0

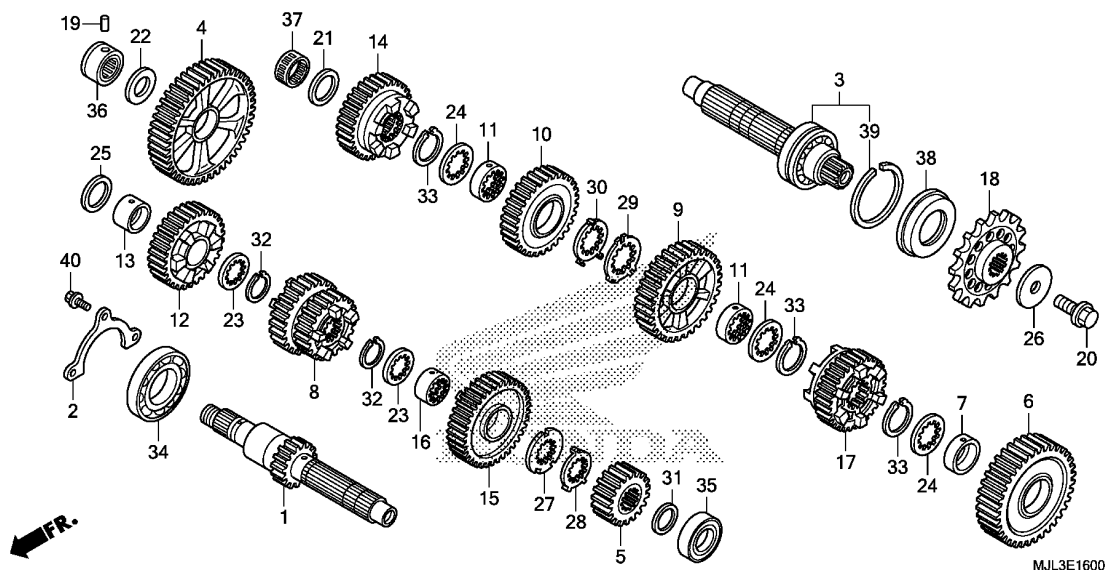
Ref. No.	Part No.	Description	Reqd. QTY				Serial No.	Parts catalogue code
			NC750 XE	NC750 XDE	NC700 XAE	NC700 XDE		
8	13313-MGS-D31	BEARING A, CRANKSHAFT .....	6	6	6	6		
	13314-MGS-D31	BEARING B, CRANKSHAFT .....	6	6	6	6		
	13315-MGS-D31	BEARING C, CRANKSHAFT .....	6	6	6	6		
	13316-MGS-D31	BEARING D, CRANKSHAFT .....	6	6	6	6		
	13317-MGS-D31	BEARING E, CRANKSHAFT .....	6	6	6	6		
9	13410-MJL-D30	SHAFT COMP., FR. BALANCER ...	1	1	1	-		
	13410-MGS-D30	SHAFT COMP., BALANCER .....	-	-	-	1		
10	13420-MJL-D30	SHAFT COMP., RR. BALANCER ...	1	1	1	-		
11	13481-MGS-D30	PLATE, BALANCER BEARING SET ..	1	1	1	1		
12	13491-MJL-D30	PLATE, BALANCER BEARING SET (RR.)	1	1	1	-		
13	90741-413-000	KEY, WOODRUFF, 25X14 .....	1	1	1	1		
14	91003-MGS-D31	BEARING, RADIAL BALL(63/22) ..	2	2	2	1		
15	95701-06014-00	BOLT, FLANGE, 6X14 .....	5	5	5	3		
16	96100-62040-00	BEARING, RADIAL BALL, 6204 ..	2	2	2	1		

2





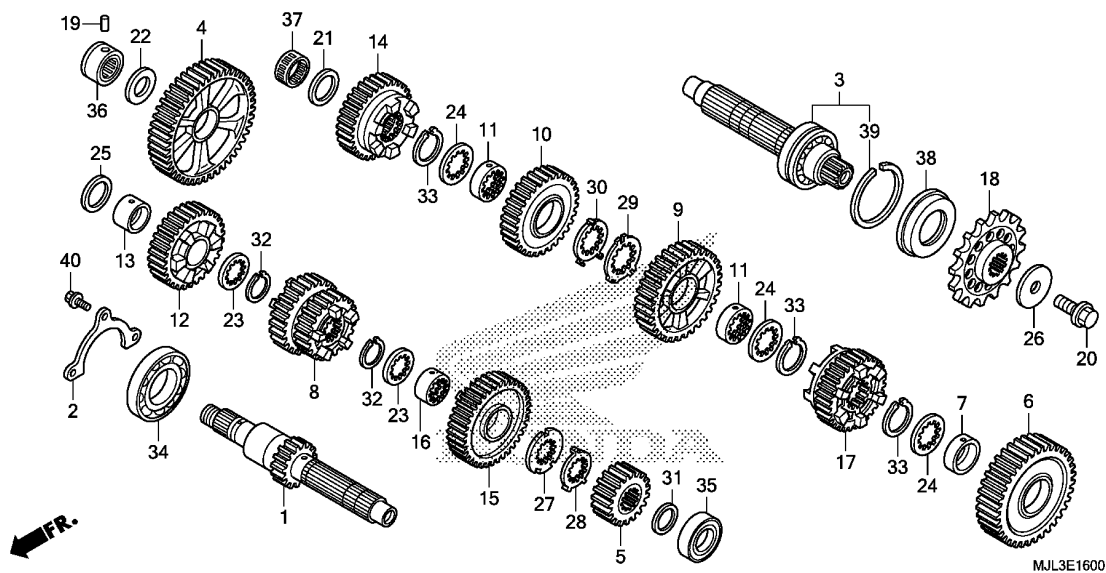
Ref. No.	L.O.N.	(Relative ref. Number) Description	F.R.T.
+16		.INCLUDES: Engine removal and installation	
1101X0		BEARING, BALANCER SHAFT :BOTH REAR .....	7.0
1101N2		BEARING, BALANCER SHAFT :FOR 1 VEHICLE .....	7.4
		.INCLUDES: Engine removal and installation	



Ref. No.	L.O.N.	(Relative ref. Number) Description	F.R.T.
1		(5,8,12,15)	
210141		MAINSHAFT, TRANSMISSION ..... .INCLUDES: Engine removal and installation	6.6
210141A		.Replace countershaft add ....	0.2
3		(4,6,9,10,14,17,37)	
210142		COUNTERSHAFT, TRANSMISSION ... .INCLUDES: Engine removal and installation	6.6
210142A		.Replace mainshaft add .....	0.2
18	213135	SPROCKET, DRIVE .....	0.3
34	2101C5	BEARING, MAINSHAFT :RIGHT .... .INCLUDES: Engine removal and installation	6.4
35	2101C2	BEARING, MAINSHAFT :LEFT ..... .INCLUDES: Engine removal and installation	6.9
	2101C6	BEARING, MAINSHAFT :BOTH ..... .INCLUDES: Engine removal and installation	6.9
36	2101C8	BEARING, COUNTERSHAFT :RIGHT . .INCLUDES: Engine removal and installation	6.4
	2101D4	BEARING, MAINSHAFT AND COUNTERSHAFT :ALL .....	6.9
+			

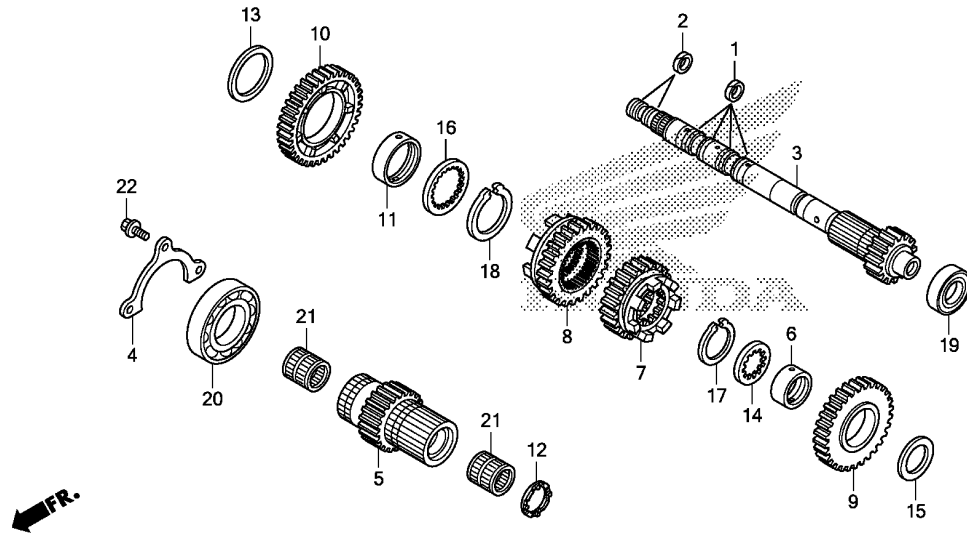
Ref. No.	Part No.	Description	Reqd. QTY				Serial No.	Parts catalogue code
			NC750 XE	NC750 XDE	NC700 XAE	NC700 XDE		
1	23211-MGS-D30	MAINSHAFT(16T) .....	1	-	1	-		
2	23212-MGS-D30	PLATE, MAINSHAFT BEARING SETTING	1	-	1	-		
3	23220-MGS-D30	COUNTERSHAFT COMP. ....	1	-	1	-		
4	23421-MGS-D30	GEAR, COUNTER FIRST(45T) ....	1	-	1	-		
5	23431-MGS-D30	GEAR, MAINSHAFT SECOND(19T) .	1	-	1	-		
6	23441-MGS-D30	GEAR, COUNTERSHAFT SECOND(36T)	1	-	1	-		
7	23442-MM4-000	COLLAR, 28MM .....	1	-	1	-		
8	23451-MGS-D30	GEAR, MAINSHAFT THIRD & FOURTH (22T/25T)	1	-	1	-		
9	23461-MGS-D30	GEAR, COUNTER THIRD(32T) ....	1	-	1	-		
10	23481-MGS-D30	GEAR, COUNTER FOURTH(30T) ...	1	-	1	-		
11	23482-MV9-670	COLLAR, SPLINE, 28X31X9 .....	2	-	2	-		
12	23491-MGS-D30	GEAR, MAINSHAFT FIFTH(30T) ..	1	-	1	-		
13	23492-MGS-D30	COLLAR, 25X28X19 .....	1	-	1	-		
14	23501-MGS-D30	GEAR, COUNTERSHAFT FIFTH(31T)	1	-	1	-		
15	23511-MGS-D30	GEAR, MAINSHAFT SIXTH(37T) ..	1	-	1	-		
16	23512-MV9-670	COLLAR, SPLINE, 25X28X13 ....	1	-	1	-		
17	23521-MGS-D30	GEAR, COUNTERSHAFT SIXTH(31T)	1	-	1	-		
18	23801-MJL-D30	SPROCKET, DRIVE(17T) .....	1	-	1	-		
19	24261-283-000	PIN, GEARSHIFT FORK GUIDE ...	1	-	1	-		
20	90037-422-003	BOLT, SPECIAL, 10MM .....	1	-	1	-		
21	90402-MEW-920	WASHER, THRUST, 24X32X1.5 ...	1	-	1	-		
22	90451-704-000	WASHER A, THRUST, 20MM .....	1	-	1	-		
23	90451-KY2-000	WASHER, SPLINE, 25X31X1.5 ...	2	-	2	-		





Ref. No.	L.O.N.	(Relative ref. Number) Description	F.R.T.
+36		.INCLUDES: Engine removal and installation	
38	2101G7	OIL SEAL, COUNTERSHAFT :LEFT . .INCLUDES: Engine removal and installation	6.4

Ref. No.	Part No.	Description	Reqd. QTY				Serial No.	Parts catalogue code
			NC750 XE	NC750 XDE	NC700 XAE	NC700 XDE		
24	90452-MR7-000	WASHER, SPLINE, 28X34X1.5	3	-	3	-		
25	90456-MA6-000	WASHER, THRUST, 25MM	1	-	1	-		
26	90459-438-000	WASHER, 10.2MM	1	-	1	-		
27	90461-MW0-000	WASHER, SPLINE, 25MM	1	-	1	-		
28	90462-MBW-000	WASHER, LOCK, 25MM	1	-	1	-		
29	90463-MR7-000	WASHER, SPLINE, 28MM	1	-	1	-		
30	90464-MR7-000	WASHER, LOCK, 28MM	1	-	1	-		
31	90469-ME5-000	WASHER, THRUST, 20X0.9	1	-	1	-		
32	90601-107-000	CIRCLIP, 25MM	2	-	2	-		
33	90603-MN4-000	CIRCLIP, 28MM	3	-	3	-		
34	91001-MGS-D31	BEARING, RADIAL BALL, 31X68X15	1	-	1	-		
35	91006-MGS-D31	BEARING, RADIAL BALL, 6204U	1	-	1	-		
36	91022-KT7-003	BEARING, NEEDLE, 20MM(NTN)	1	-	1	-		
37	91026-MEL-003	BEARING, NEEDLE, 24X28X10	1	-	1	-		
38	91207-KT8-003	OIL SEAL, 34X62X8	1	-	1	-		
39	94560-62200	RING, SNAP, 62MM	1	-	1	-		
40	95701-06014-00	BOLT, FLANGE, 6X14	3	-	3	-		



MJL3E1601

Ref. No.	L.O.N.	(Relative ref. Number) Description	F.R.T.
3		(5,7,8,9,10,21)	
210141		MAINSHAFT, TRANSMISSION ..... .INCLUDES: Engine removal and installation	6.6
210141A		.Replace countershaft add ....	0.2
19 2101C2		BEARING, MAINSHAFT :LEFT ..... .INCLUDES: Engine removal and installation	6.9
20 2101C5		BEARING, MAINSHAFT :RIGHT .... .INCLUDES: Engine removal and installation	6.4
2101C6		BEARING, MAINSHAFT :BOTH ..... .INCLUDES: Engine removal and installation	6.9
2101D4		BEARING, MAINSHAFT AND COUNTERSHAFT :ALL ..... .INCLUDES: Engine removal and installation	6.9

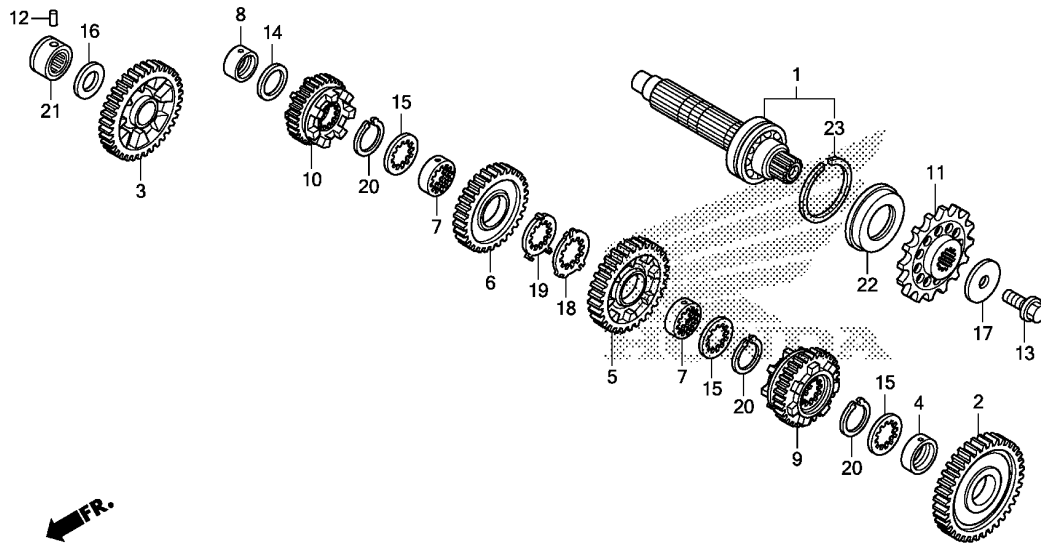
Ref. No.	Part No.	Description	Reqd. QTY				Serial No.	Parts catalogue code
			NC750 XE	NC750 XDE	NC700 XAE	NC700 XDE		
1	22814-PFL-003	RING, SEALING, 26MM .....	-	4	-	4		
2	22814-RGC-003	SEAL, RING(21.2MM) .....	-	2	-	2		
3	23210-MJL-D50	MAINSHAFT COMP., INNER .....	-	1	-	1		
4	23212-MGS-D30	PLATE, MAINSHAFT BEARING SETTING	-	1	-	1		
5	23231-MJL-D50	MAINSHAFT, OUTER(19T) .....	-	1	-	1		
6	23442-MS2-610	COLLAR, 30X11.2 .....	-	1	-	1		
7	23451-MGS-D20	GEAR, MAINSHAFT THIRD(22T) ..	-	1	-	1		
8	23471-MJL-D50	GEAR, MAINSHAFT FOURTH(25T) ..	-	1	-	1		
9	23491-MGS-D20	GEAR, MAINSHAFT FIFTH(30T) ..	-	1	-	1		
10	23511-MJL-D50	GEAR, MAINSHAFT SIXTH(37T) ..	-	1	-	-		
	23511-MGS-D20	.....	-	-	-	1		
11	23512-MGS-D20	COLLAR, 40X43X10 .....	-	1	-	1		
12	90401-MJL-D50	WASHER, SPECIAL .....	-	1	-	1		
13	90411-MGE-D00	WASHER, 40.2X51X1 .....	-	1	-	1		
14	90452-MAT-000	WASHER, SPLINE, 30X36X1.5 ..	-	1	-	1		
15	90458-MAT-E00	WASHER, THRUST, 30.5MM .....	-	1	-	1		
16	90493-MGE-D00	WASHER, SPLINE, 40MM .....	-	1	-	1		
17	90604-MM5-000	CIRCLIP, 30MM .....	-	1	-	1		
18	90605-MGE-D00	CIRCLIP, 40MM .....	-	1	-	1		
19	91006-MGS-D31	BEARING, RADIAL BALL, 6204U ..	-	1	-	1		
20	91023-MGS-D21	BEARING, RADIAL BALL, 6008 ..	-	1	-	1		
21	91102-KR0-003	BEARING, NEEDLE, 26X31X24 (NTN)	-	2	-	2		
22	95701-06014-00	BOLT, FLANGE, 6X14 .....	-	3	-	3		



E-16-2

TRANSMISSION(COUNTERSHAFT)(NC700XD/750XD)

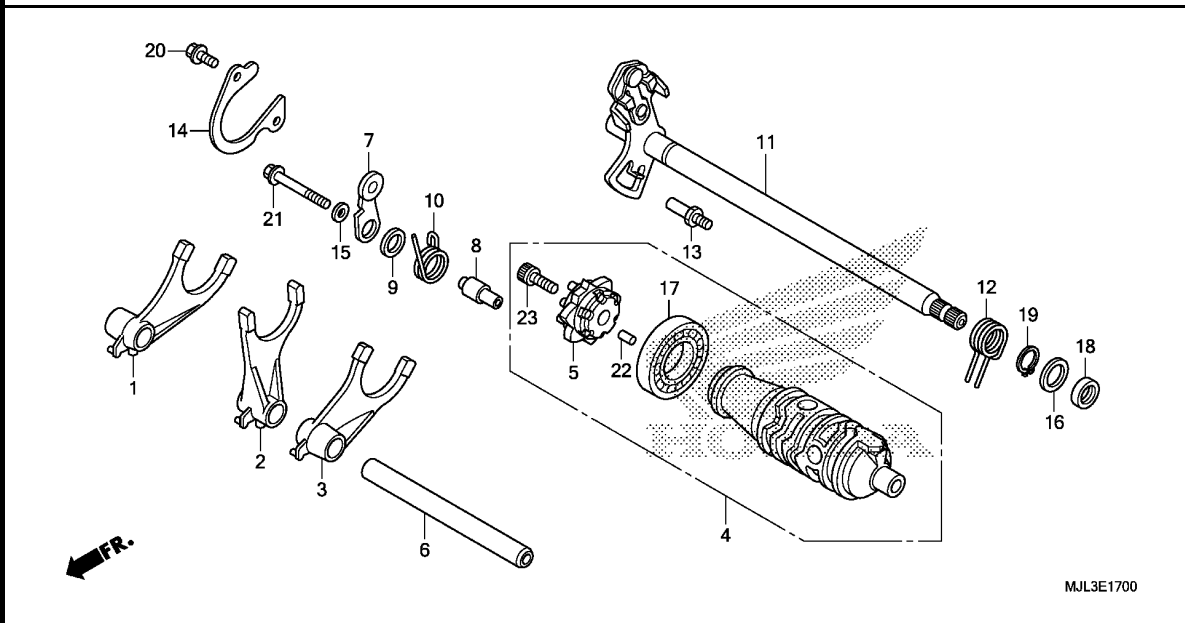
F11



MJL3E1602

Ref. No.	L.O.N.	(Relative ref. Number) Description	F.R.T.
1		(2,3,5,6,9,10)	
210142		COUNTERSHAFT, TRANSMISSION ... .INCLUDES: Engine removal and installation	6.6
210142A		.Replace mainshaft add .....	0.2
11 213135		SPROCKET, DRIVE .....	0.3
21 2101C8		BEARING, COUNTERSHAFT :RIGHT - .INCLUDES: Engine removal and installation	6.4
2101D4		BEARING, MAINSHAFT AND COUNTERSHAFT :ALL .....	6.9
		.INCLUDES: Engine removal and installation	
22 2101G7		OIL SEAL, COUNTERSHAFT :LEFT - .INCLUDES: Engine removal and installation	6.4

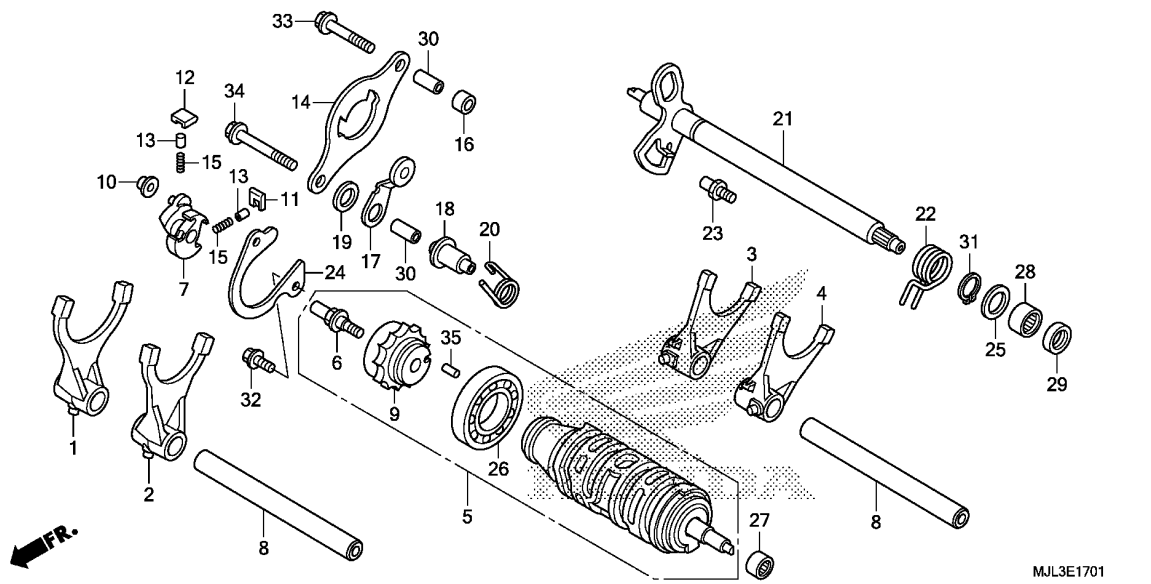
Ref. No.	Part No.	Description	Reqd. QTY				Serial No.	Parts catalogue code
			NC750 XE	NC750 XDE	NC700 XAE	NC700 XDE		
1	23220-MGS-D20	COUNTERSHAFT COMP. ....	-	1	-	1		
2	23421-MGS-D20	GEAR, COUNTER FIRST(40T) ...	-	1	-	1		
3	23441-MGS-D20	GEAR, COUNTERSHAFT SECOND(40T)	-	1	-	1		
4	23442-ML7-000	COLLAR, 28MM .....	-	1	-	1		
5	23461-MGS-D20	GEAR, COUNTER THIRD(32T) ....	-	1	-	1		
6	23481-MGS-D20	GEAR, COUNTER FOURTH(30T) ...	-	1	-	1		
7	23482-MV9-670	COLLAR, SPLINE, 28X31X9 .....	-	2	-	2		
8	23495-KY1-000	COLLAR, 22X13 .....	-	1	-	1		
9	23501-MGS-D20	GEAR, COUNTERSHAFT FIFTH(31T)	-	1	-	1		
10	23521-MJL-D50	GEAR, COUNTERSHAFT SIXTH(32T)	-	1	-	-		
	23521-MGS-D20	GEAR, COUNTERSHAFT SIXTH(31T)	-	-	-	1		
11	23801-MJL-D30	SPROCKET, DRIVE(17T) .....	-	1	-	-		
	23801-MGS-D30	SPROCKET, DRIVE(16T) .....	-	-	-	1		
12	24261-283-000	PIN, GEARSHIFT FORK GUIDE ...	-	1	-	1		
13	90037-422-003	BOLT, SPECIAL, 10MM .....	-	1	-	1		
14	90452-KZ4-000	WASHER, THRUST, 22X30X1 .....	-	1	-	1		
15	90452-MR7-000	WASHER, SPLINE, 28X34X1.5 ...	-	3	-	3		
16	90458-292-000	WASHER, THRUST, 20MM .....	-	1	-	1		
17	90459-438-000	WASHER, 10.2MM .....	-	1	-	1		
18	90463-MR7-000	WASHER, SPLINE, 28MM .....	-	1	-	1		
19	90464-MR7-000	WASHER, LOCK, 28MM .....	-	1	-	1		
20	90603-MN4-000	CIRCLIP, 28MM .....	-	3	-	3		
21	91022-KT7-003	BEARING, NEEDLE, 20MM(NTN) ..	-	1	-	1		
22	91207-KT8-003	OIL SEAL, 34X62X8 .....	-	1	-	1		
23	94560-62200	RING, SNAP, 62MM .....	-	1	-	1		



Ref. No.	L.O.N.	(Relative ref. Number) Description	F.R.T.
1	(2,3)		
210112		FORK, GEARSHIFT ..... .INCLUDES: Engine removal and installation .NOTE: Same time for two units or more	6.4
4	2101A9	DRUM, GEARSHIFT ..... .INCLUDES: Engine removal and installation	6.4
5	2101B2	CENTER, GEARSHIFT DRUM ..... (10)	1.0
7	210125	STOPPER OR SPRING, SHIFT DRUM (12)	1.0
11	210122	SPINDLE, GEARSHIFT .....	1.0
18	1101F9	OIL SEAL, GEARSHIFT SPINDLE ..	1.0

Ref. No.	Part No.	Description	Reqd. QTY				Serial No.	Parts catalogue code
			XE	NC750 XDE	XAE	NC700 XDE		
1	24211-MGS-D30	FORK, R. GEARSHIFT .....	1	-	1	-		
2	24212-MGS-D30	FORK, CENTER GEARSHIFT .....	1	-	1	-		
3	24213-MGS-D30	FORK, L. GEARSHIFT .....	1	-	1	-		
4	24310-MJL-D30	DRUM ASSY., GEARSHIFT .....	1	-	1	-		
5	24315-MAS-E00	CENTER COMP., SHIFT DRUM .....	1	-	1	-		
6	24321-MAS-000	SHAFT, GEARSHIFT FORK .....	1	-	1	-		
7	24430-MGS-D30	STOPPER COMP., GEARSHIFT DRUM	1	-	1	-		
8	24434-MGS-D30	COLLAR, SHIFT DRUM STOPPER						
		PLATE	1	-	1	-		
9	24435-MGE-000	COLLAR, DRUM STOPPER SIDE ...	1	-	1	-		
10	24435-MGS-D30	SPRING, SHIFT DRUM STOPPER ..	1	-	1	-		
11	24610-MGS-D30	SPINDLE COMP., GEARSHIFT ....	1	-	1	-		
12	24651-MGS-D30	SPRING, GEARSHIFT RETURN ....	1	-	1	-		
13	24652-HA0-000	PIN, GEARSHIFT RETURN SPRING	1	-	1	-		
14	24655-MGS-D30	PLATE, SHIFT DRUM BEARING						
		SETTING	1	-	1	-		
15	90417-360-000	WASHER, DRUM STOPPER .....	1	-	1	-		
16	90453-235-000	WASHER, THRUST, 16MM .....	1	-	1	-		
17	91007-MGS-D21	BEARING, RADIAL BALL, 25X47X8	1	-	1	-		
18	91201-MGS-D31	OIL SEAL, 16X24X5 .....	1	-	1	-		
19	94510-16000	CIRCLIP, EXTERNAL, 16MM .....	1	-	1	-		
20	95701-06014-00	BOLT, FLANGE, 6X14 .....	2	-	2	-		
21	95701-06045-08	BOLT, FLANGE, 6X45 .....	1	-	1	-		
22	96220-40080	ROLLER, 4X8 .....	1	-	1	-		
23	96600-08020-10	BOLT, SOCKET, 8X20 .....	1	-	1	-		



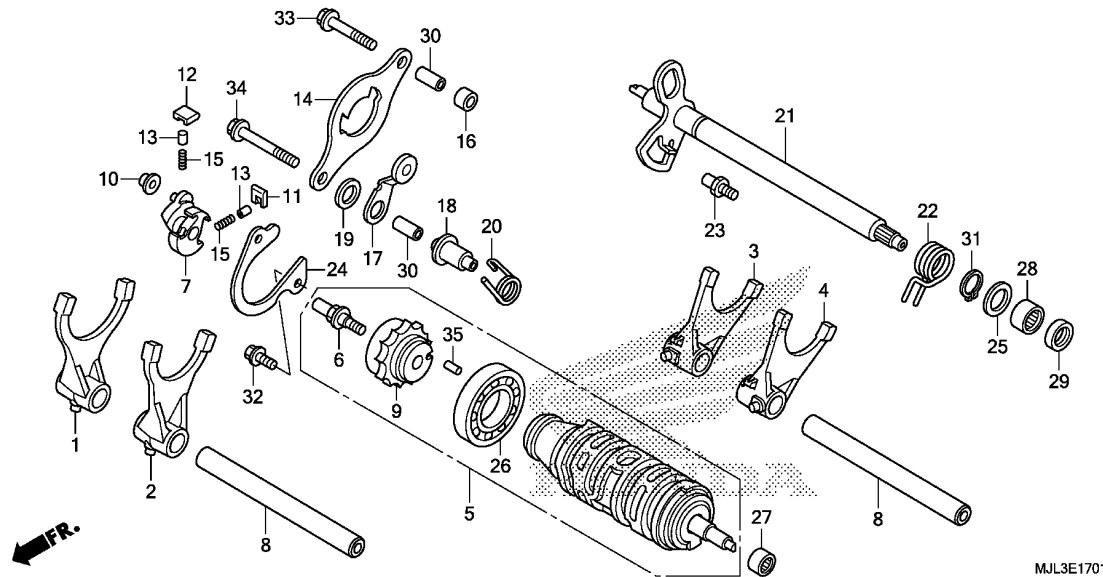


Ref. No.	L.O.N.	(Relative ref. Number) Description	F.R.T.
1		(2,3,4)	
210112		FORK, GEARSHIFT ..... .INCLUDES: Engine removal and installation .NOTE: Same time for two units or more	6.4
5	2101A9	DRUM, GEARSHIFT ..... .INCLUDES: Engine removal and installation (11,12,13,15)	6.4
7	2101B3	SHIFTER, GEARSHIFT DRUM .....	1.8
9	2101R7	CENTER, GEARSHIFT DRUM(A) .... (20)	2.0
17	2101P6	STOPPER OR SPRING, SHIFT DRUM (A) .....	2.0
21	2101P7	SPINDLE, GEARSHIFT(A) .....	1.8
29	1101S1	OIL SEAL, GEARSHIFT SPINDLE(A)	1.8

MJL3E1701

Ref. No.	Part No.	Description	Reqd. QTY				Serial No.	Parts catalogue code
			NC750 XE	NC750 XDE	NC700 XAE	NC700 XDE		
1	24211-MGS-D20	FORK, R. GEARSHIFT(MAIN) ....	-	1	-	1		
2	24212-MGS-D20	FORK, L. GEARSHIFT(MAIN) ....	-	1	-	1		
3	24213-MGS-D20	FORK, R. GEARSHIFT(COUNTER) ..	-	1	-	1		
4	24214-MGS-D20	FORK, L. GEARSHIFT(COUNTER) ..	-	1	-	1		
5	24310-MGS-D20	DRUM ASSY., GEARSHIFT .....	-	1	-	1		
6	24315-HA0-000	PIN, SHIFTER .....	-	1	-	1		
7	24321-KT8-030	SHIFTER, DRUM .....	-	1	-	1		
8	24321-MAS-000	SHAFT, GEARSHIFT FORK .....	-	2	-	2		
9	24322-MGE-D01	CENTER, SHIFT DRUM .....	-	1	-	1		
10	24322-MM4-000	COLLAR, SHIFTER .....	-	1	-	1		
11	24324-KA3-711	PAWL A, RATCHET .....	-	1	-	1		
12	24325-KA3-711	PAWL B, RATCHET .....	-	1	-	1		
13	24326-KBH-901	PLUNGER, PAWL .....	-	2	-	2		
14	24328-MGS-D20	PLATE, CHANGE GUIDE .....	-	1	-	1		
15	24329-KA3-740	SPRING, PAWL PLUNGER .....	-	2	-	2		
16	24329-MGS-D20	COLLAR, GUIDE PLATE DISTANCE ..	-	1	-	1		
17	24430-MGE-000	STOPPER COMP., DRUM .....	-	1	-	1		
18	24434-MGS-D20	COLLAR, SHIFT DRUM STOPPER .....	-	1	-	1		
19	24435-MGE-000	COLLAR, DRUM STOPPER SIDE ...	-	1	-	1		
20	24435-MGS-D20	SPRING, SHIFT DRUM STOPPER ..	-	1	-	1		
21	24610-MGS-D20	SPINDLE COMP., GEARSHIFT ....	-	1	-	1		
22	24651-MGS-D20	SPRING, GEARSHIFT RETURN ....	-	1	-	1		
23	24652-HA0-000	PIN, GEARSHIFT RETURN SPRING ..	-	1	-	1		

2



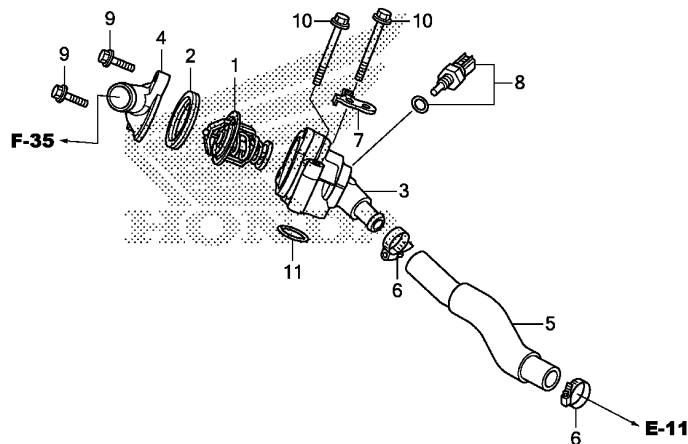
Ref. No.	Part No.	Description	Reqd. QTY				Serial No.	Parts catalogue code
			NC750 XE	NC750 XDE	NC700 XAE	NC700 XDE		
24	24655-MGS-D30	PLATE, SHIFT DRUM BEARING SETTING	-	1	-	1		
25	90433-KE1-000	WASHER, 14MM	-	1	-	1		
26	91007-MGS-D21	BEARING, RADIAL BALL, 25X47X8	-	1	-	1		
27	91024-MGS-D21	BEARING, NEEDLE, 12X18X12	-	1	-	1		
28	91028-MGS-D21	BEARING, NEEDLE, 14X20X12	-	1	-	1		
29	91203-KK3-830	OIL SEAL, 14X22X5	-	1	-	1		
30	94301-08200	DOWEL PIN, 8X20	-	2	-	2		
31	94510-14000	CIRCLIP, EXTERNAL, 14MM	-	1	-	1		
32	95701-06014-00	BOLT, FLANGE, 6X14	-	2	-	2		
33	95701-06035-00	BOLT, FLANGE, 6X35	-	1	-	1		
34	95701-06055-00	BOLT, FLANGE, 6X55	-	1	-	1		
35	96220-40080	ROLLER, 4X8	-	1	-	1		



E-18

THERMOSTAT

F15



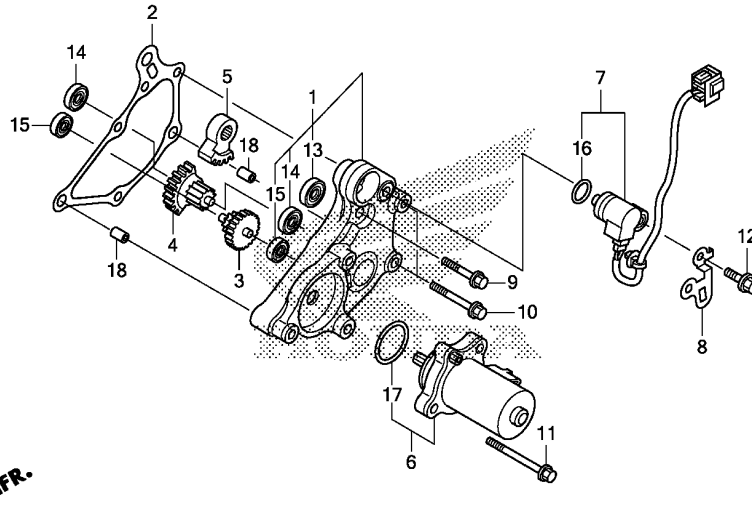
FR.

M.JL3E1800

Ref. No.	L.O.N.	(Relative ref. Number) Description	F.R.T.
1	114116	THERMOSTAT .....	2.0
3	114117	CASE, THERMOSTAT .....	1.9
4		(2)	
	1141B3	COVER, THERMOSTAT .....	1.9
5	1141B4	HOSE, WATER BYPASS .....	0.5
8	6171A9	SENSOR, WATER TEMP .....	0.4

Ref. No.	Part No.	Description	Reqd. QTY				Serial No.	Parts catalogue code
			NC750 XE	NC750 XDE	NC700 XAE	NC700 XDE		
1	19300-MCJ-003	THERMOSTAT .....	1	1	1	1		
2	19305-KV3-010	RUBBER, THERMOSTAT .....	1	1	1	1		
3	19310-MGS-D30	CASE COMP., THERMOSTAT .....	1	1	1	1		
4	19316-MGS-D30	COVER, THERMOSTAT .....	1	1	1	1		
5	19322-MGS-D30	HOSE, WATER BYPASS .....	1	1	1	1		
6	19504-KY1-003	CLAMP, WATER HOSE, 25MM .....	2	2	2	2		
7	32150-MGS-D30	STAY, HARNESS .....	1	1	1	1		
8	37870-MGS-D31	SENSOR ASSY., WATER TEMP .....	1	1	1	1		
9	90006-GHB-660	BOLT, FLANGE, 6X22(NSHF) .....	2	2	2	2		
10	90006-GHB-740	BOLT, FLANGE, 6X55(NSHF) .....	2	2	2	2		
11	91356-425-003	O-RING, 30MM .....	1	1	1	1		

2

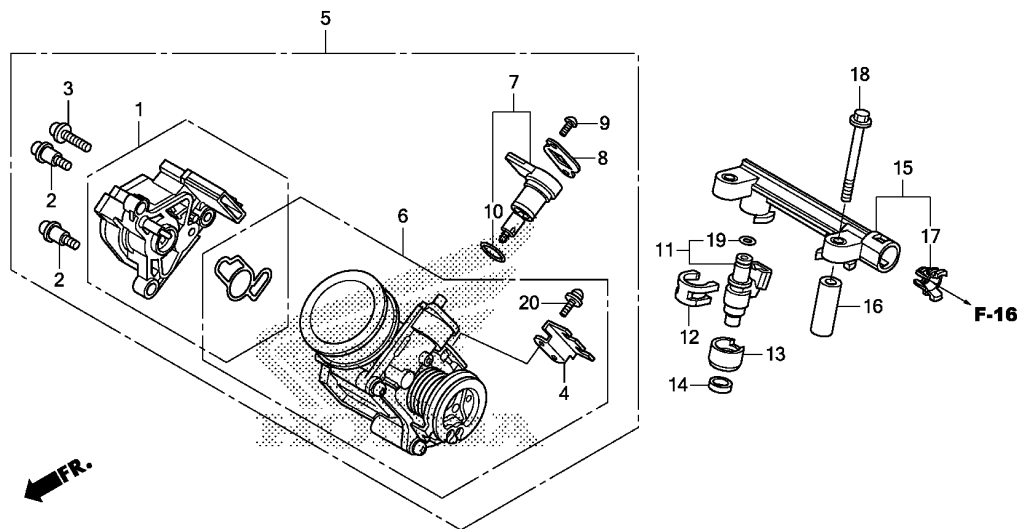


MJL3E1900

Ref. No.	L.O.N.	(Relative ref. Number) Description	F.R.T.
1	(2)		
2101D7		COVER, REDUCTION GEAR .....	0.4
5	(3,4)		
110111		GEAR, REDUCTION .....	0.4
.NOTE: Same time for two units or more			
6	(17)		
2101B8		MOTOR, SHIFT CONTROL .....	0.4
7	(16)		
6171F6		SENSOR, TRANSMISSION RANGE ...	1.4
13	(14,15)		
2101G6		BEARING, REDUCTION GEAR :LEFT	0.6
2101G6A		.Replace 1 bearing add .....	0.1
2101K7		BEARING, REDUCTION GEAR :RIGHT	0.6
2101K7A		.Replace 1 bearing add .....	0.1
2101E0		BEARING, REDUCTION GEAR :FOR 1 VEHICLE .....	1.0

Ref. No.	Part No.	Description	Reqd. QTY				Serial No.	Parts catalogue code
			NC750 XE	NC750 XDE	NC700 XAE	NC700 XDE		
1	11520-MGS-D20	COVER COMP., REDUCTION GEAR .	-	1	-	1		
2	11523-MGS-D20	GASKET, REDUCTION COVER .....	-	1	-	1		
3	24615-MGE-D01	GEAR, SHIFT REDUCTION(45T/7T)	-	1	-	1		
4	24616-MGS-D21	GEAR, SHIFT REDUCTION(32T/13T)	-	1	-	1		
5	24617-MGE-D01	GEAR, SHIFT REDUCTION(42T) ..	-	1	-	1		
6	31300-KVZ-631	MOTOR ASSY., RATIO CONTROL ..	-	1	-	1		
7	38800-MGS-D21	SENSOR ASSY., ANGLE .....	-	1	-	1		
8	38815-MGS-D20	STAY, ANGLE SENSOR CORD .....	-	1	-	1		
9	90001-MGS-D20	BOLT, FLANGE, 6X28 .....	-	1	-	1		
10	90002-MGS-D20	BOLT, FLANGE, 6X40 .....	-	2	-	2		
11	90003-MGS-D20	BOLT, FLANGE, 6X60 .....	-	3	-	3		
12	90011-MGE-D00	BOLT, KNOCK, 6MM .....	-	1	-	1		
13	91025-MGS-D21	BEARING, RADIAL BALL, 699ZZ .	-	1	-	1		
14	91026-MGS-D21	BEARING, RADIAL BALL, 607ZZ .	-	2	-	2		
15	91027-MGS-D21	BEARING, RADIAL BALL, 696ZZ .	-	2	-	2		
16	91310-MGE-D01	O-RING, 16.5X2.5 .....	-	1	-	1		
17	91351-HM8-A51	O-RING, CONTROL MOTOR .....	-	1	-	1		
18	94301-08100	DOWEL PIN, 8X10 .....	-	2	-	2		





MJL3E2000

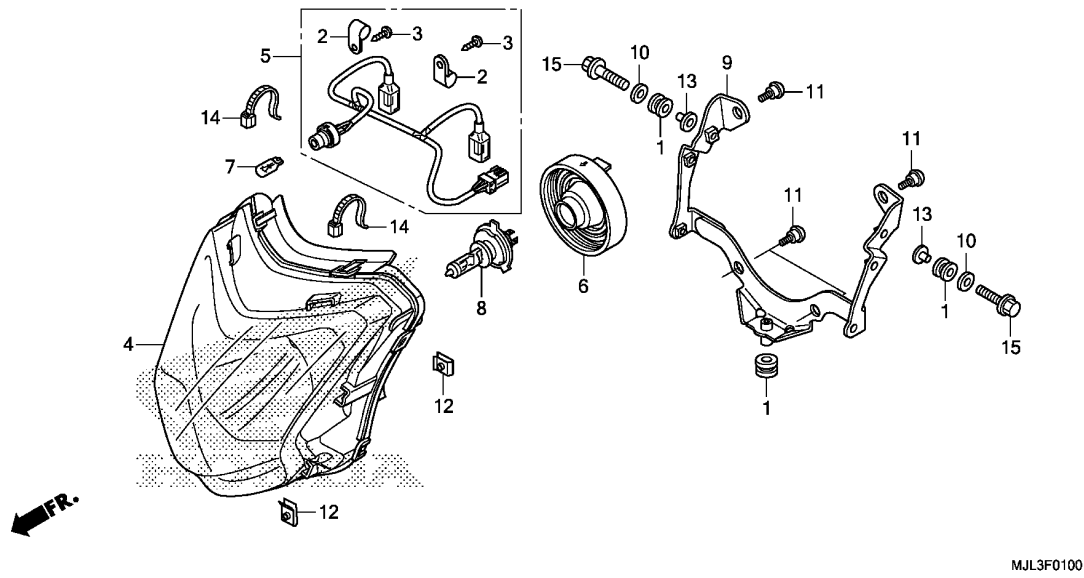
Ref. No.	L.O.N.	(Relative ref. Number) Description	F.R.T.
1	617115	SENSOR, THROTTLE .....	1.0
5	311132	BODY ASSY., THROTTLE .....	0.9
6	311130	BODY, THROTTLE .....	1.0
7		(10)	
	3111N5	VALVE, IDLE AIR CONTROL .....	0.9
11		(14,19)	
	311145	INJECTOR, FUEL .....	1.5
.NOTE: Same time for two units			

Ref. No.	Part No.	Description	Reqd. QTY				Serial No.	Parts catalogue code
			NC750 XE	NC750 XDE	NC700 XAE	NC700 XDE		
1	16060-MFR-671	SENSOR SET .....	1	1	1	1		
2	16081-KYJ-901	SCREW, TORX, 5X8.7 .....	2	2	2	2		
3	16082-KYJ-901	SCREW, TORX, 5X17 .....	1	1	1	1		
4	16169-MGS-D31	STAY, WIRE .....	1	1	1	1		
5	16400-MGS-D31	BODY ASSY., THROTTLE(GQ3UA A)	1	1	1	1		
6	16410-MGS-D31	BODY SET .....	1	1	1	1		
7	16430-MGS-D31	VALVE SET, IDLE AIR CONTROL ..	1	1	1	1		
8	16432-MFE-641	PLATE, IDLE AIR CONTROL VALVE	1	1	1	1		
9	16433-HN8-A61	SCREW, TORX .....	2	2	2	2		
10	16435-HN8-A61	O-RING, 17.8X1.9 .....	1	1	1	1		
11	16450-MFA-D02	INJECTOR ASSY., FUEL .....	2	2	2	2		
12	16451-MFL-000	CLIP, INJECTOR .....	2	2	2	2		
13	16459-MGS-D30	COVER, INJECTOR .....	2	2	2	2		
14	16472-MGS-D30	SEAL RING, INJECTOR .....	2	2	2	2		
15	16640-MGS-D31	PIPE COMP., FUEL .....	1	1	1	1		
16	16647-MGS-D30	COLLAR, FUEL PIPE .....	2	2	2	2		
17	17711-MGE-003	RETAINER .....	1	1	1	1		
18	90005-MGS-D30	BOLT, FLANGE, 6X55 .....	2	2	2	2		
19	91301-P7A-004	O-RING, 7.8X1.9 .....	2	2	2	2		
20	93892-05012-18	SCREW-WASHER, 5X12 .....	2	2	2	2		

F-1

HEADLIGHT

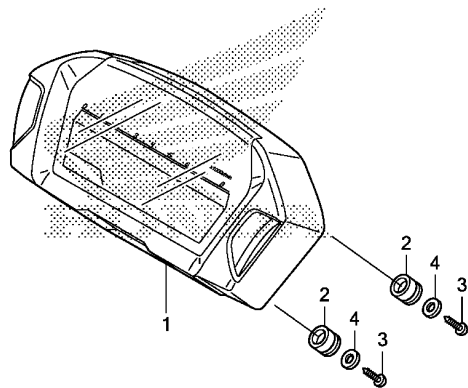
H 1



Ref. No.	L.O.N.	(Relative ref. Number) Description	F.R.T.
4	6161A7	HEADLIGHT UNIT .....	1.2
5	6161AA	SOCKET, WINKER :FRONT .....	1.0
7	616182	BULB, POSITION LIGHT .....	0.1
8	616118	BULB, HEADLIGHT .....	0.1
9	6161G7	STAY, HEADLIGHT .....	1.1

Ref. No.	Part No.	Description	Reqd. QTY				Serial No.	Parts catalogue code
			NC750 XE	NC750 XDE	NC700 XAE	NC700 XDE		
1	17245-107-010	RUBBER, AIR CLEANER CASE MOUNTING	3	3	3	3		
2	33103-MGS-D31	CLIP, WIRE .....	2	2	2	2		
3	33108-MGS-D31	SCREW, TAPPING, 4X12 .....	2	2	2	2		
4	33110-MGS-D31	HEADLIGHT ASSY. ....	1	1	1	1		
5	33120-MGS-D31	SOCKET COMP. ....	1	1	1	1		
6	33190-MGS-D31	COVER, DUST .....	1	1	1	1		
7	33301-MGS-D31	BULB, WEDGE BASE(T10 12V 5W)	1	1	1	1		
8	34901-MAK-000	BULB, HEADLIGHT(OSRAM) (12V 60/55W)	1	1	1	1		
9	61318-MGS-D30	STAY, HEADLIGHT MOUNTING ----	1	1	1	1		
10	77302-KW7-900	WASHER, HEADLIGHT BRACKET MOUNTING	2	2	2	2		
11	90115-MGS-D30	SCREW, SPECIAL, 6X16 .....	4	4	4	4		
12	90305-GK8-000	NUT, CLIP, 6MM .....	4	4	4	4		
13	90501-GR2-000	COLLAR, 6.2X11 .....	2	2	2	2		
14	90651-KV6-003	BAND, WIRE, 165MM(BLACK) ----	2	2	2	2		
15	95701-06025-08	BOLT, FLANGE, 6X25 .....	2	2	2	2		

3



MJL3F0200

Ref. No.	L.O.N. (Relative ref. Number)	Description	F.R.T.
----------	-------------------------------	-------------	--------

1	8121A1	METER ASSY., COMBINATION .....	0.3
---	--------	--------------------------------	-----

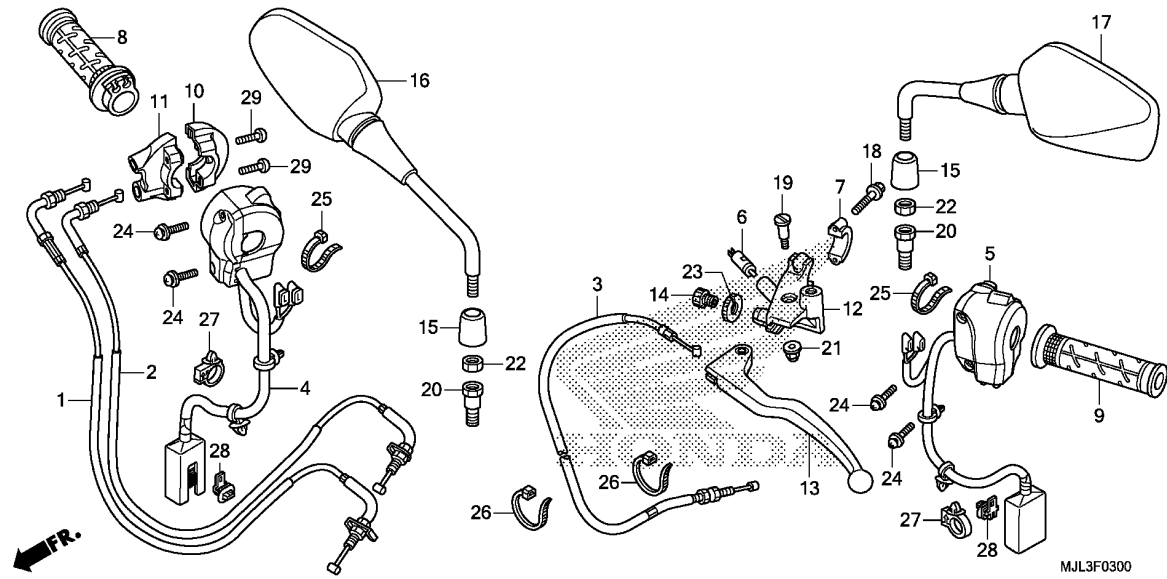
3

Ref. No.	Part No.	Description	Reqd. QTY				Serial No.	Parts catalogue code
			NC750 XE	NC750 XDE	NC700 XAE	NC700 XDE		
1	37100-MJL-D30	METER ASSY., COMBINATION (MPH/KPH)	1	-	-	-		
	37100-MJL-D50	.....	-	1	-	-	-----	3ED,ED
	37100-MJL-R50	METER ASSY., COMBINATION(KPH)	-	1	-	-	-----	RU
	37100-MJL-J50	.....	-	1	-	-	-----	TH
	37100-MJL-D80	METER ASSY., COMBINATION (MPH/KPH)	-	-	1	-	-----	ED
	37100-MJL-J80	METER ASSY., COMBINATION(KPH)	-	-	1	-	-----	KO
	37100-MJL-R80	.....	-	-	1	-	-----	RU
	37100-MJL-L50	METER ASSY., COMBINATION (MPH/KPH)	-	-	-	1		
2	37215-MA6-008	RUBBER, METER CUSHION .....	3	3	3	3		
3	93913-25380	SCREW, TAPPING, 5X14(PO) ....	3	3	3	3		
4	94103-05700	WASHER, PLAIN, 5MM .....	3	3	3	3		

**F-3**

**HANDLE LEVER/SWITCH/CABLE(NC750X/XA)**

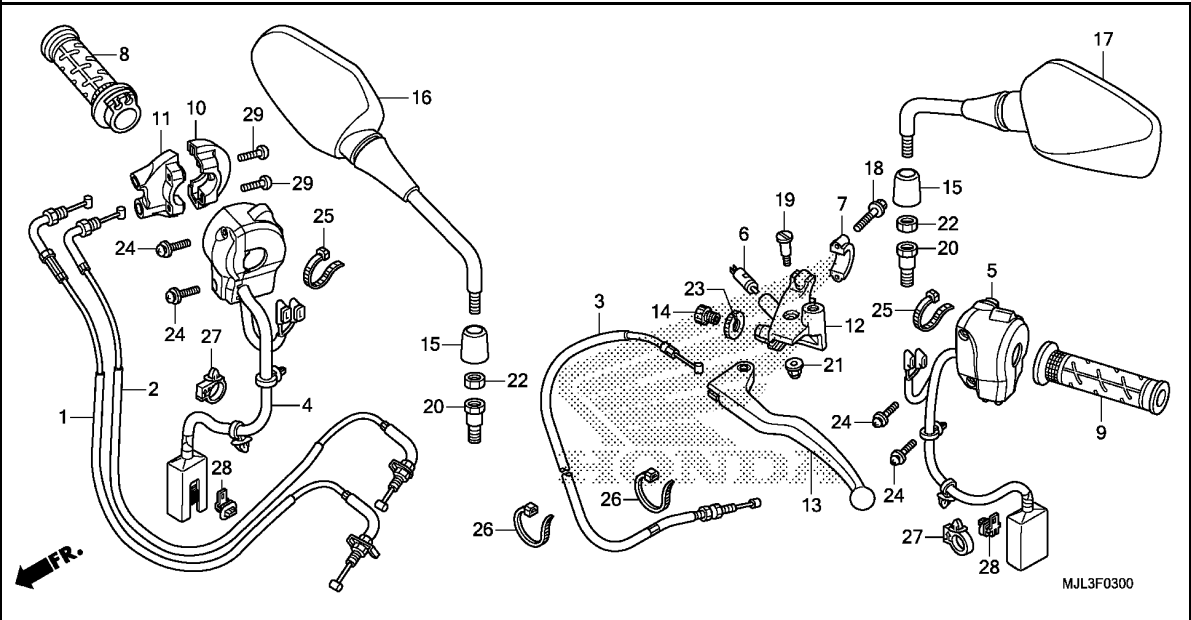
**H 3**



Ref. No.	L.O.N.	(Relative ref. Number) Description	F.R.T.
1		(2) CABLE, THROTTLE .....	1.1
		.NOTE: Same time for two units	
3	811115	CABLE, CLUTCH .....	0.2
4	615120	SWITCH, STARTER KILL .....	0.9
5	615118	SWITCH, WINKER .....	0.9
6	6151A9	SWITCH, CLUTCH .....	0.2
8	810150	GRIP, THROTTLE .....	0.2
9	8101C0	GRIP, HANDLE :LEFT .....	0.1
11	810155	HOUSING, THROTTLE .....	0.2
12	8101C8	BRACKET, HANDLE LEVER :LEFT ..	0.2
13	8101C6	LEVER, HANDLE :LEFT .....	0.1
	8101F5	LEVER, HANDLE :BOTH .....	0.2

Ref. No.	Part No.	Description	Reqd. QTY				Serial No.	Parts catalogue code
			NC750 XE	NC750 XDE	NC700 XAE	NC700 XDE		
1	17910-MGS-D31	CABLE COMP. A, THROTTLE .....	1	-	1	-		
2	17920-MGS-D31	CABLE COMP. B, THROTTLE .....	1	-	1	-		
3	22870-MGS-D31	CABLE COMP., CLUTCH .....	1	-	1	-		
4	35130-MJL-D30	SWITCH ASSY., ENGINE STOP ...	1	-	1	-		
5	35200-MJL-D30	SWITCH ASSY., WINKER .....	1	-	1	-		
6	35330-413-003	SWITCH COMP., FR. LEVER(TOYO)	1	-	1	-		
7	45517-166-006	HOLDER, MASTER CYLINDER .....	1	-	1	-		
8	53140-MGS-D30	GRIP COMP., THROTTLE .....	1	-	1	-		
9	53150-MGS-D30	GRIP, L. HANDLE .....	1	-	1	-		
10	53167-MGS-D30	HOUSING, UPPER THROTTLE .....	1	-	1	-		
11	53168-MGS-D30	HOUSING, UNDER THROTTLE .....	1	-	1	-		
12	53172-KT7-751	BRACKET, HANDLE LEVER .....	1	-	1	-		
13	53178-MAH-000	LEVER COMP., L. HANDLE .....	1	-	1	-		
14	53192-349-690	BOLT, CLUTCH WIRE ADJUSTING ..	1	-	1	-		
15	88130-MFG-D00	COVER, LOCK NUT .....	2	-	2	-		
16	88210-MGS-D30	MIRROR COMP., R. BACK .....	1	-	1	-		
17	88220-MGS-D30	MIRROR COMP., L. BACK .....	1	-	1	-		
18	90101-MBZ-G00	BOLT, FLANGE, 6X22 .....	2	-	2	-		
19	90113-438-000	BOLT, L. STEERING HANDLE LEVER PIVOT	1	-	1	-		
20	90130-MGS-D31	BOLT, ADAPTER, 10MM .....	2	-	2	-		
21	90201-415-000	NUT, CAP, 6MM .....	1	-	1	-		
22	90310-MGS-D31	NUT, HEX., 10MM (LEFT HAND THREAD)	2	-	2	-		
23	90321-KT7-760	NUT, FIXING .....	1	-	1	-		

**3**

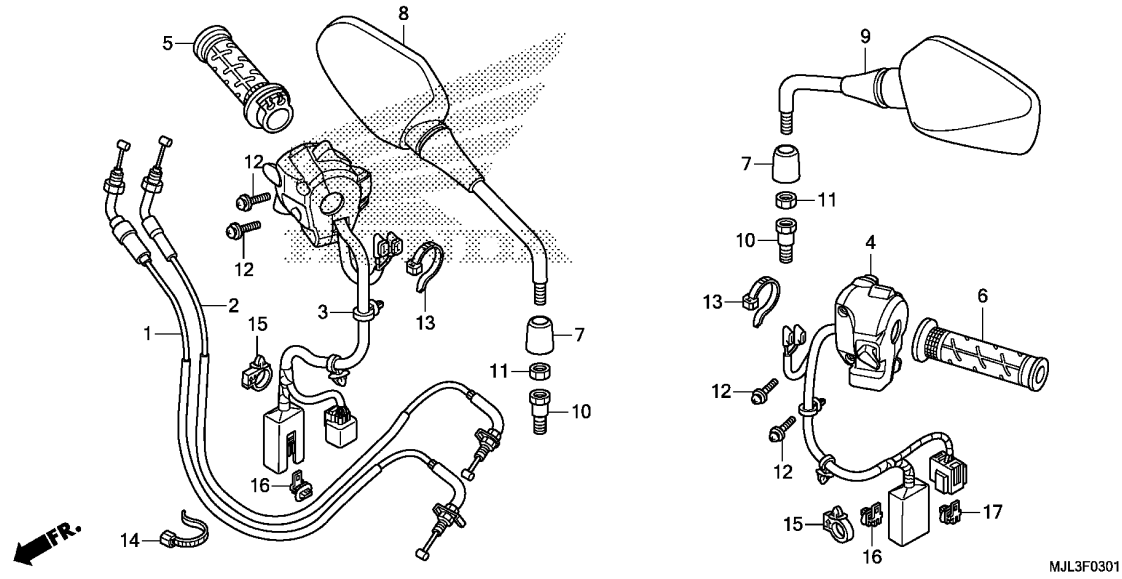


Ref. No.	Part No.	Description	Reqd. QTY				Serial No.	Parts catalogue code
			XE	NC750 XDE	XAE	NC700 XDE		
24	90508-MGS-D30	SCREW-WASHER, 5X16 .....	4	-	4	-		
25	90650-KW3-000	BAND, WIRE .....	2	-	2	-		
26	90651-KV6-003	BAND, WIRE, 165MM(BLACK) ....	2	-	2	-		
27	90652-HC4-003	CLAMP, HARNESS .....	2	-	2	-		
28	91533-MGS-D30	CLIP, COUPLER(BLACK) .....	2	-	2	-		
29	93500-05022-0G	SCREW, PAN, 5X22 .....	2	-	2	-		

F-3-1

SWITCH/CABLE(NC700XD/750XD)

H 5



Ref. No.	L.O.N.	(Relative ref. Number) Description	F.R.T.
1		(2) CABLE, THROTTLE .....	1.1
		.NOTE: Same time for two units	
3	615120	SWITCH, STARTER KILL .....	0.9
4	615118	SWITCH, WINKER .....	0.9
5	810150	GRIP, THROTTLE .....	0.2
6	8101C0	GRIP, HANDLE :LEFT .....	0.1

Ref. No.	Part No.	Description	Reqd. QTY				Serial No.	Parts catalogue code
			NC750 XE	NC750 XDE	NC700 XAE	NC700 XDE		
1	17910-MGS-D51	CABLE COMP. A, THROTTLE .....	-	1	-	1		
2	17920-MGS-D51	CABLE COMP. B, THROTTLE .....	-	1	-	1		
3	35130-MJL-D50	SWITCH ASSY., ENGINE STOP & D-N MODE	-	1	-	1		
4	35200-MJL-D50	SWITCH ASSY., WINKER & HAND SHIFT	-	1	-	1		
5	53140-MGS-D30	GRIP COMP., THROTTLE .....	-	1	-	1		
6	53150-MGS-D30	GRIP, L. HANDLE .....	-	1	-	1		
7	88130-MFG-D00	COVER, LOCK NUT .....	-	2	-	2		
8	88210-MGS-D30	MIRROR COMP., R. BACK .....	-	1	-	1		
9	88220-MGS-D30	MIRROR COMP., L. BACK .....	-	1	-	1		
10	90130-MGS-D31	BOLT, ADAPTER, 10MM .....	-	2	-	2		
11	90310-MGS-D31	NUT, HEX., 10MM (LEFT HAND THREAD)	-	2	-	2		
12	90508-MGS-D30	SCREW-WASHER, 5X16 .....	-	4	-	4		
13	90650-KW3-000	BAND, WIRE .....	-	2	-	2		
14	90651-KV6-003	BAND, WIRE, 165MM(BLACK) .....	-	1	-	1		
15	90652-HC4-003	CLAMP, HARNESS .....	-	2	-	2		
16	91533-MGS-D30	CLIP, COUPLER(BLACK) .....	-	2	-	2		
17	91565-SEL-003	CLIP, COUPLER(BLACK) .....	-	1	-	1		

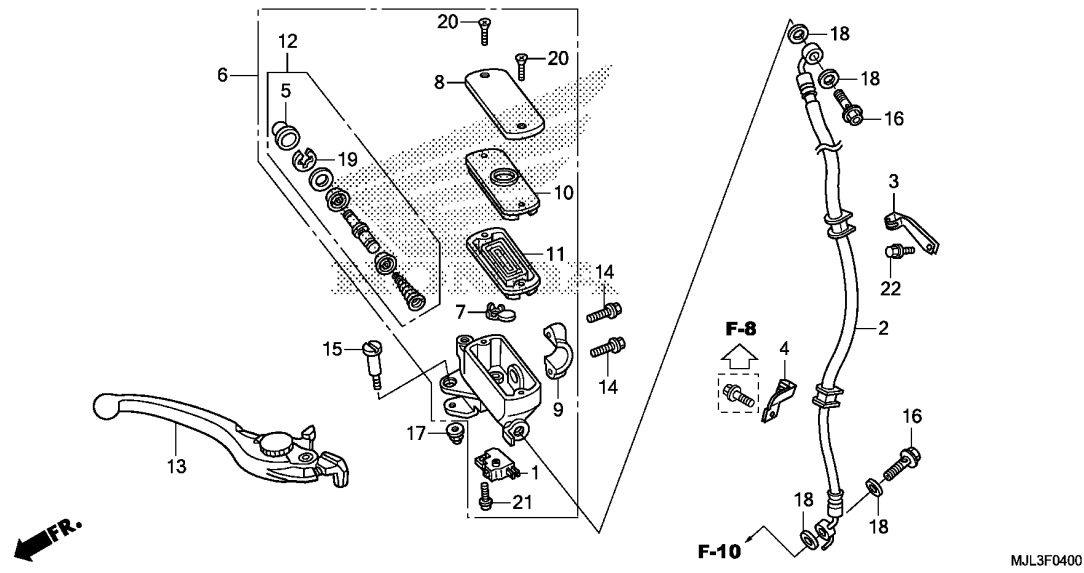
3



**F-4**

**FR. BRAKE MASTER CYLINDER(NC750X)**

**H 6**



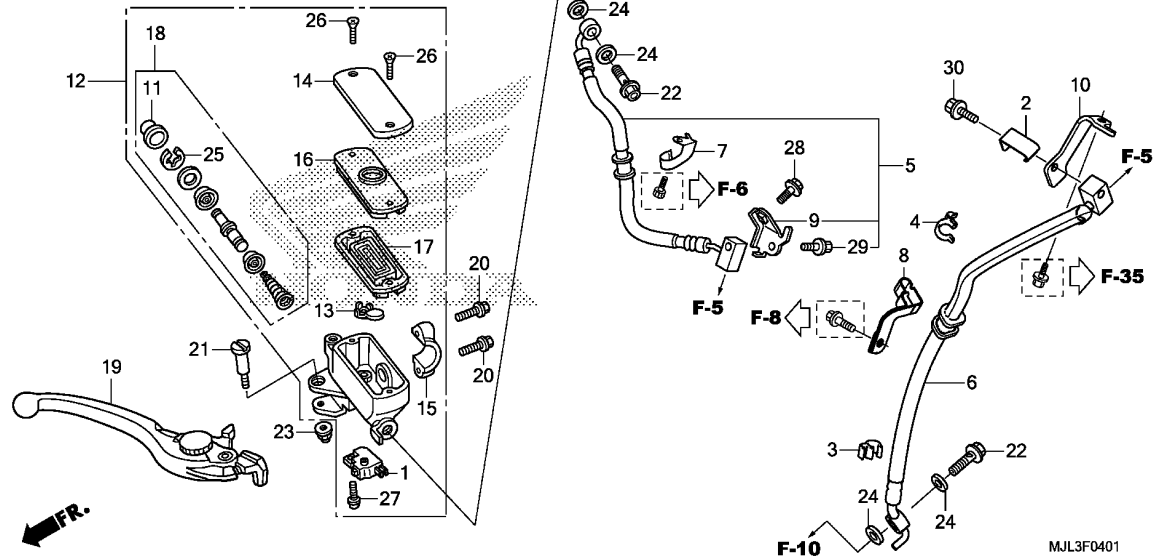
Ref. No.	L.O.N.	(Relative ref. Number) Description	F.R.T.
1	6151B2	SWITCH, FRONT STOP .....	0.1
2	7121A0	HOSE, FRONT BRAKE .....	0.4
		.INCLUDES: Bleed brakes	
6	712105	CYLINDER, FRONT BRAKE MASTER .....	0.4
		.INCLUDES: Bleed brakes	
11	7121G6	DIAPHRAGM, FRONT BRAKE MASTER .....	0.1
12	7121G9	PISTON SET, FRONT BRAKE MASTER .....	0.4
		.INCLUDES: Bleed brakes	
13	8101C7	LEVER, HANDLE :RIGHT .....	0.1
	8101F5	LEVER, HANDLE :BOTH .....	0.2

**3**

Ref. No.	Part No.	Description	Reqd. QTY				Serial No.	Parts catalogue code
			NC750 XE	NC750 XDE	NC700 XAE	NC700 XDE		
1	35340-MGS-D31	SWITCH ASSY., FR. STOP .....	1	-	-	-		
2	45125-MJL-D31	HOSE COMP., FR. BRAKE .....	1	-	-	-		
3	45155-MGS-D30	CLAMPER A, FR. BRAKE .....	1	-	-	-		
4	45156-MGS-D30	CLAMPER B, FR. BRAKE HOSE .....	1	-	-	-		
5	45504-410-003	BOOT COMP. ....	1	-	-	-		
6	45510-MGS-D31	CYLINDER SUB ASSY., FR. MASTER (NISSIN) .....	1	-	-	-		
7	45512-MA6-006	PROTECTOR .....	1	-	-	-		
8	45513-MM5-016	CAP, MASTER CYLINDER(NISSIN) .....	1	-	-	-		
9	45517-166-006	HOLDER, MASTER CYLINDER .....	1	-	-	-		
10	45518-MM5-006	PLATE, DIAPHRAGM .....	1	-	-	-		
11	45520-MM5-006	DIAPHRAGM .....	1	-	-	-		
12	45530-KVY-911	CYLINDER SET, MASTER .....	1	-	-	-		
13	53170-MEJ-016	LEVER ASSY., R. HANDLE .....	1	-	-	-		
14	90101-MBZ-G00	BOLT, FLANGE, 6X22 .....	2	-	-	-		
15	90114-MA5-671	BOLT, HANDLE LEVER PIVOT .....	1	-	-	-		
16	90145-MS9-612	BOLT, OIL, 10X22 .....	2	-	-	-		
17	90201-415-000	NUT, CAP, 6MM .....	1	-	-	-		
18	90545-300-000	WASHER, OIL BOLT .....	4	-	-	-		
19	90651-MA5-671	CIRCLIP .....	1	-	-	-		
20	93600-04012-1G	SCREW, FLAT, 4X12 .....	2	-	-	-		
21	93893-04012-17	SCREW-WASHER, 4X12 .....	1	-	-	-		
22	96001-06010-00	BOLT, FLANGE, 6X10 .....	1	-	-	-		

**F-4-1**

**FR. BRAKE MASTER CYLINDER(NC700XD/750XA/750XD)**



Ref. No.	L.O.N.	(Relative ref. Number) Description	F.R.T.
1	6151B2	SWITCH, FRONT STOP .....	0.1
5	712127	HOSE A, FRONT BRAKE .....	1.1
		.INCLUDES: Bleed brakes	
6	7121L5	HOSE D, FRONT BRAKE .....	1.0
		.INCLUDES: Bleed brakes	
12	712105	CYLINDER, FRONT BRAKE MASTER .....	0.4
		.INCLUDES: Bleed brakes	
17	7121G6	DIAPHRAGM, FRONT BRAKE MASTER CYLINDER .....	0.1
18	7121G9	PISTON SET, FRONT BRAKE MASTER .....	0.4
		.INCLUDES: Bleed brakes	
19	8101C7	LEVER, HANDLE :RIGHT .....	0.1
	8101F5	LEVER, HANDLE :BOTH .....	0.2

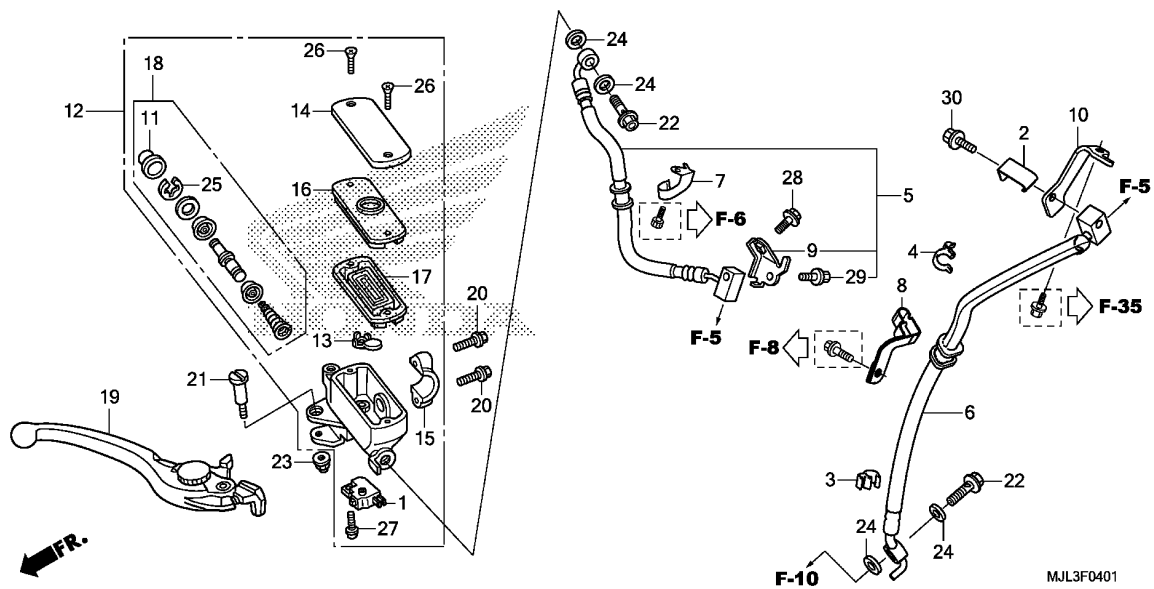
Ref. No.	Part No.	Description	Reqd. QTY				Serial No.	Parts catalogue code
			NC750 XE	NC750 XDE	NC700 XAE	NC700 XDE		
1	35340-MGS-D31	SWITCH ASSY., FR. STOP .....	-	1	1	1		
2	38514-MJF-C10	CLAMPER, SENSOR CORD .....	-	1	1	1		
3	38516-MGE-003	CLAMP, ABS CORD(D8.5) .....	-	1	1	1		
4	38517-MGE-003	CLAMP, ABS CORD(12) .....	-	1	1	1		
5	45125-MGS-D81	HOSE COMP. A, FR. BRAKE .....	-	1	1	1		
6	45128-MJL-D81	HOSE COMP. D, FR. BRAKE .....	-	1	1	1	----- 2ED,3ED,ED,KO,RU	
	45128-MJL-D61	.....	-	1	-	-	----- TH	
7	45155-MGS-D80	CLAMPER A, FR. BRAKE HOSE ...	-	1	1	1		
8	45156-MJL-D80	CLAMPER A, FR. BRAKE HOSE ...	-	1	1	1		
9	45158-MGS-D80	STAY, FR. BRAKE HOSE .....	-	1	1	1		
10	45160-MJF-C11	STAY, FR. BRAKE HOSE .....	-	1	1	1		
11	45504-410-003	BOOT COMP. ....	-	1	1	1		
12	45510-MGS-D31	CYLINDER SUB ASSY., FR. MASTER (NISSIN) .....	-	1	1	1		
13	45512-MA6-006	PROTECTOR .....	-	1	1	1		
14	45513-MM5-016	CAP, MASTER CYLINDER(NISSIN) .....	-	1	1	1		
15	45517-166-006	HOLDER, MASTER CYLINDER .....	-	1	1	1		
16	45518-MM5-006	PLATE, DIAPHRAGM .....	-	1	1	1		
17	45520-MM5-006	DIAPHRAGM .....	-	1	1	1		
18	45530-KVY-911	CYLINDER SET, MASTER .....	-	1	1	1		
19	53170-MEJ-016	LEVER ASSY., R. HANDLE .....	-	1	1	1		
20	90101-MBZ-G00	BOLT, FLANGE, 6X22 .....	-	2	2	2		
21	90114-MA5-671	BOLT, HANDLE LEVER PIVOT ....	-	1	1	1		
22	90145-MS9-612	BOLT, OIL, 10X22 .....	-	2	2	2		
23	90201-415-000	NUT, CAP, 6MM .....	-	1	1	1		



F-4-1

FR. BRAKE MASTER CYLINDER(NC700XD/750XA/750XD)

H 8



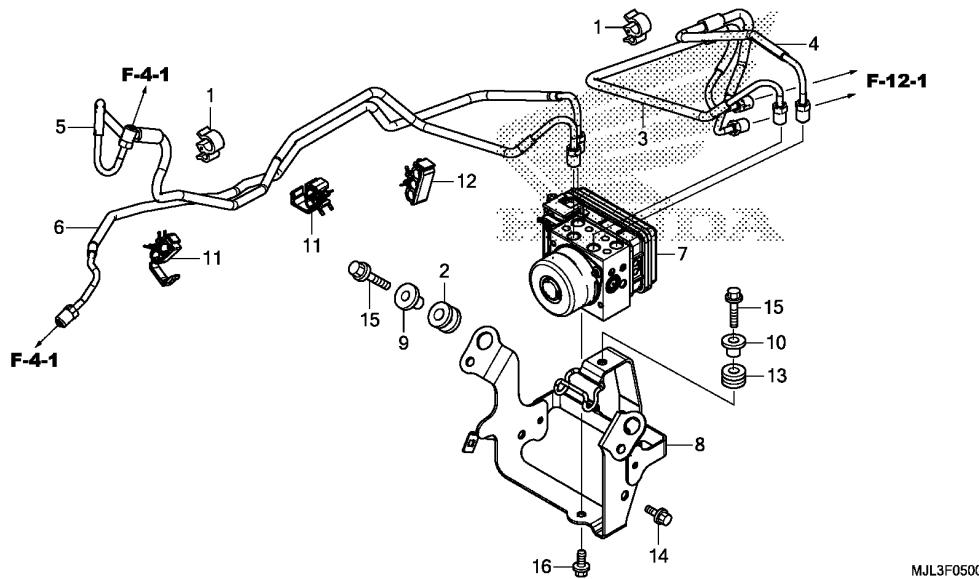
Ref. No.	Part No.	Description	Reqd. QTY				Serial No.	Parts catalogue code
			XE	NC750 XDE	XAE	NC700 XDE		
24	90545-300-000	WASHER, OIL BOLT .....	-	4	4	4		
25	90651-MA5-671	CIRCLIP .....	-	1	1	1		
26	93600-04012-16	SCREW, FLAT, 4X12 .....	-	2	2	2		
27	93893-04012-17	SCREW-WASHER, 4X12 .....	-	1	1	1		
28	95701-06014-07	BOLT, FLANGE, 6X14 .....	-	1	1	1		
29	96001-06012-07	BOLT, FLANGE, 6X12 .....	-	1	1	1		
30	96001-06014-07	BOLT, FLANGE, 6X14 .....	-	1	1	1		

3

**F-5**

**ABS MODULATOR**

**H 9**



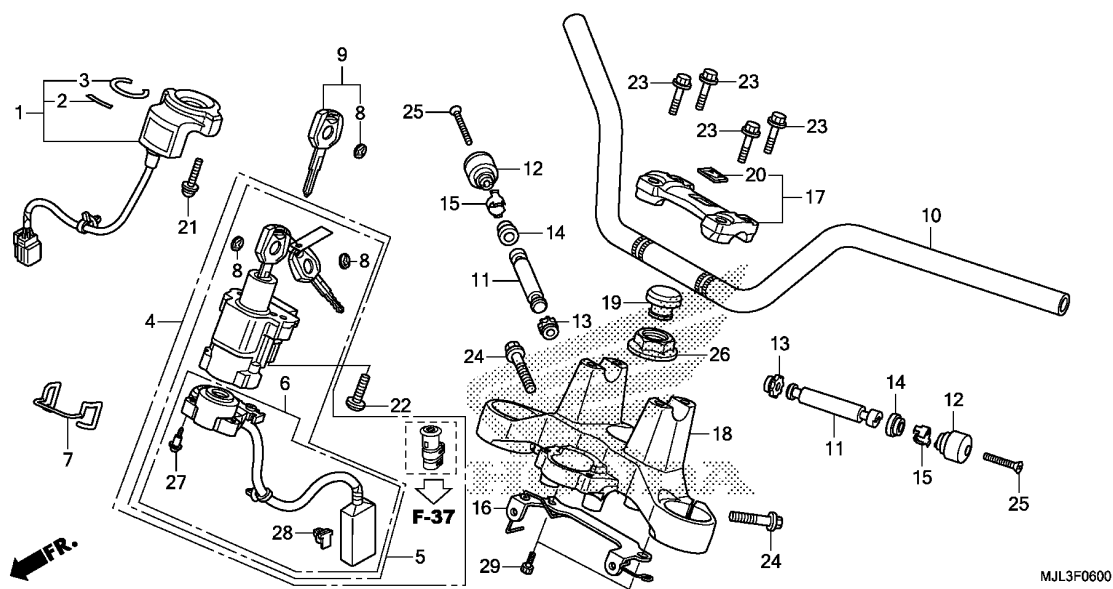
Ref. No.	L.O.N.	(Relative ref. Number) Description	F.R.T.
3	7121D8	PIPE B, REAR BRAKE ..... .INCLUDES: Bleed brakes	2.3
4	7121D9	PIPE C, REAR BRAKE ..... .INCLUDES: Bleed brakes	1.7
5	7121C8	PIPE B, FRONT BRAKE ..... .INCLUDES: Bleed brakes	2.0
6	7121C9	PIPE C, FRONT BRAKE ..... .INCLUDES: Bleed brakes	2.6
7	7111H1	MODULATOR, ABS ..... .INCLUDES: Bleed brakes	1.6
	7111Q6	MODULATOR, ABS(A) ..... .INCLUDES: Bleed brakes -NOTE: Dual clutch transmission type	1.8

Ref. No.	Part No.	Description	Reqd. QTY				Serial No.	Parts catalogue code
			XE	NC750 XDE	XAE	NC700 XDE		
1	11152-KS4-003	CLAMP, PIPE .....	-	2	2	2		
2	17245-107-010	RUBBER, AIR CLEANER CASE MOUNTING .....	-	2	2	2		
3	43311-MJL-D80	PIPE COMP. B, RR. BRAKE .....	-	1	1	1		
4	43312-MJL-D80	PIPE COMP. C, RR. BRAKE .....	-	1	1	1		
5	45126-MJL-D80	PIPE COMP. B, FR. BRAKE .....	-	1	1	1		
6	45127-MJL-D80	PIPE COMP. C, FR. BRAKE .....	-	1	1	1		
7	57110-MJL-D81	MODULATOR ASSY. ....	-	1	1	1		
8	57250-MJL-D50	BRACKET COMP., MODULATOR .....	-	1	-	1		
	57250-MJL-D80	.....	-	-	-	-		
9	61104-357-000	COLLAR, FR. FENDER .....	-	2	2	2		
10	90502-GG2-000	COLLAR, RR. FENDER .....	-	1	1	1		
11	90661-MEW-921	CLAMP, BRAKE PIPE(7.0X2) ....	-	2	2	2		
12	90661-MGS-D81	CLAMP, BRAKE PIPE(7.0X3) ....	-	1	1	1		
13	90852-898-000	RUBBER, CONTROL BOX .....	-	1	1	1		
14	95701-06008-00	BOLT, FLANGE, 6X8 .....	-	1	1	1		
15	95701-06022-08	BOLT, FLANGE, 6X22 .....	-	3	3	3		
16	95801-06012-07	BOLT, FLANGE, 6X12 .....	-	1	1	1		

F-6

HANDLE PIPE/TOP BRIDGE

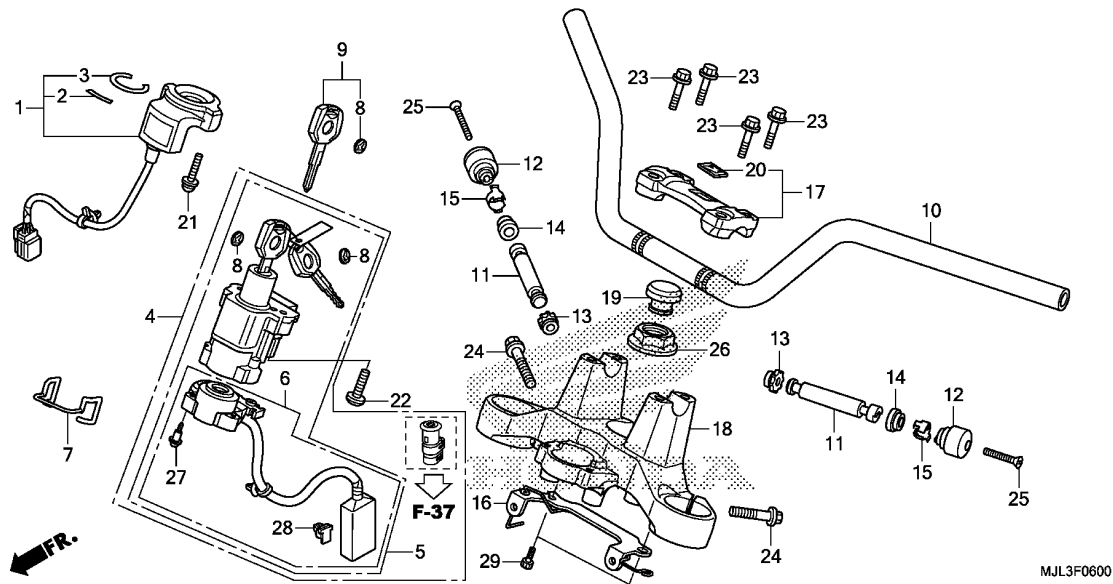
H10



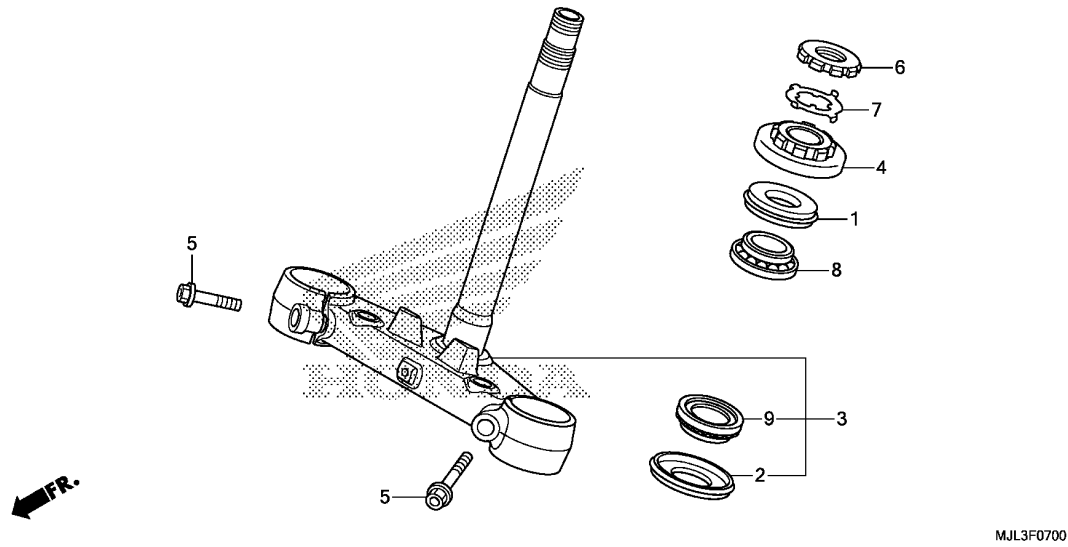
Ref. No.	L.O.N.	(Relative ref. Number) Description	F.R.T.
1	6141A2	RECEIVER UNIT, IMMOBILIZER ...	1.6
4	6151A1	KEY SET .....	2.2
5	615145	SWITCH, COMBINATION & LOCK ... .INCLUDES: HISS memorization	2.0
6	6151C2	BASE, CONTACT .....	1.6
10	810100	PIPE, STEERING HANDLE .....	0.6
11		(13,14,15)	
	8101D6	WEIGHT B, HANDLE :LEFT .....	0.2
	8101D7	WEIGHT B, HANDLE :RIGHT .....	0.3
	8101D8	WEIGHT B, HANDLE :BOTH .....	0.5
18	510110	BRIDGE, FORK TOP .....	1.7

3

Ref. No.	Part No.	Description	Reqd. QTY				Serial No.	Parts catalogue code
			NC750 XE	NC750 XDE	NC700 XAE	NC700 XDE		
1	30430-MGS-317	RECEIVER UNIT .....	1	1	1	1	-----2ED,3ED,ED	
	30430-MGS-D32	.....	-	1	1	-	-----KO,RU,TH	
2	30432-MBW-E02	MARK, RECEIVER(HONDA LOCK) ..	1	1	1	1		
3	30433-MBW-602	SEAL, IGNITION SWITCH .....	1	1	1	1		
4	35010-MJL-D30	KEY SET .....	1	1	1	1		
5	35100-MJL-D31	SWITCH ASSY., COMBINATION & LOCK	1	1	1	1		
6	35101-MJL-D31	BASE COMP., CONTACT .....	1	1	1	1		
7	35105-MEJ-J00	GUIDE, CORD .....	1	1	1	1		
8	35113-MFJ-D01	EMBLEM, KEY .....	4	4	4	4		
9	35121-MFJ-D00	KEY, BLANK(IMMOBILIZER) .....	(2)	(2)	(2)	(2)		
10	53100-MGS-D30ZA	PIPE, STEERING HANDLE	(1)	(1)	(1)	(1)		
		*NH105*...MAT BLACK (#15-#20)	1	-	1	-		
	53100-MGS-D50ZA	*NH105*...MAT BLACK (#15-#20)	-	1	-	1		
11	53105-KV3-000	WEIGHT B, STEERING HANDLE ...	2	2	2	2		
12	53105-MK4-620	WEIGHT, STEERING HANDLE .....	2	2	2	2		
13	53106-KR3-000	RUBBER A, HANDLE WEIGHT .....	2	2	2	2		
14	53107-MY1-000	RUBBER B, HANDLE WEIGHT .....	2	2	2	2		
15	53108-KR3-770	RING, HANDLE WEIGHT SNAP .....	2	2	2	2		
16	53111-MGS-D30	CLAMPER, CABLE .....	1	1	1	1		
17	53130-MGS-D30ZA	HOLDER ASSY., HANDLE UPPER	1	1	1	1		
		*NH105*...MAT BLACK (#15-#20)	1	1	1	1		
18	53230-MGS-D30	BRIDGE, FORK TOP .....	1	1	1	1		
19	53232-MJ4-670	CAP, STEERING STEM NUT .....	1	1	1	1		
20	86150-KPG-901	EMBLEM, PRODUCT(MARUI) .....	1	1	1	1		



Ref. No.	Part No.	Description	Reqd. QTY				Serial No.	Parts catalogue code
			XE	NC750 XDE	XAE	NC700 XDE		
20)	86150-KPG-902	EMBLEM, PRODUCT(UEHARA) .....	1	1	1	1		
	21	90020-MBW-610 SCREW-WASHER, 5X22 .....	2	2	2	2		
	22	90107-MBG-000 BOLT, ONE-WAY, 8MM .....	2	2	2	2		
	23	90111-362-000 BOLT, FLANGE, 8X36 .....	4	4	4	4		
	24	90160-MGJ-000 BOLT, FLANGE SOCKET, 8X32 ...	2	2	2	2		
	25	90191-KBG-000 SCREW, OVAL, 6X65 .....	2	2	2	2		
	26	90304-MCF-000 NUT, STEERING STEM FLANGE ...	1	1	1	1		
	27	91059-KY2-711 SCREW, TAPPING, 3X16 .....	3	3	3	3		
	28	91533-MGS-D30 CLIP, COUPLER(BLACK) .....	1	1	1	1		
	29	96600-06016-08 BOLT, SOCKET, 6X16 .....	2	2	2	2		



Ref. No.	L.O.N.	(Relative ref. Number) Description	F.R.T.
3	510100	STEM OR SHAFT ASSY., STEERING (1)	2.2
4	5101B2	THREAD, STEERING HEAD TOP ....	2.0
8	5101B6	BEARING, HEAD PIPE :UPPER ....	2.2
9	5101B7	BEARING, HEAD PIPE :LOWER ....	2.4
	5101C7	BEARING, HEAD PIPE :BOTH .....	2.4

MJL3F0700

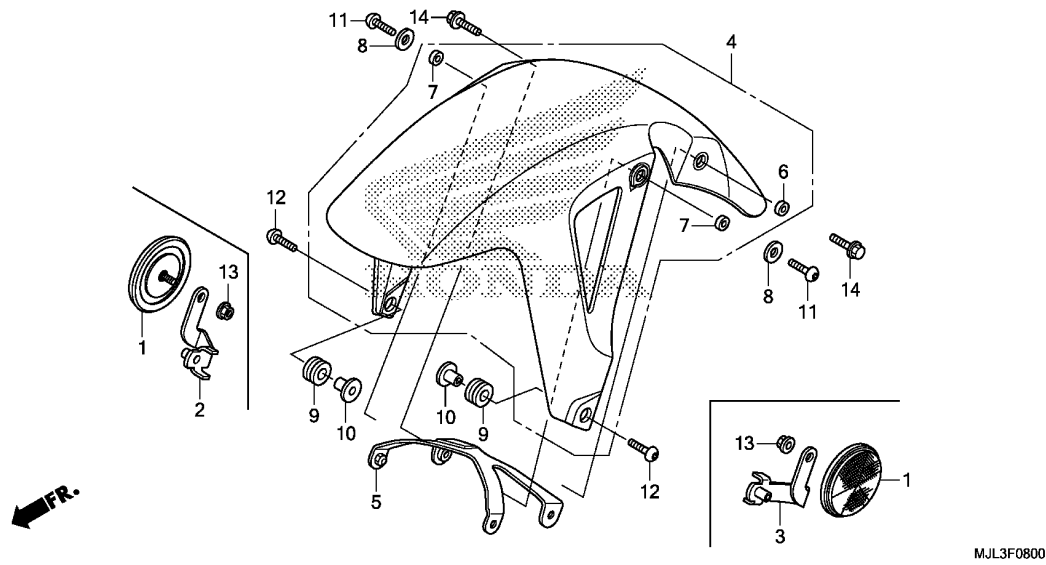
3

Ref. No.	Part No.	Description	Reqd. QTY				Serial No.	Parts catalogue code
			NC750 XE	NC750 XDE	NC700 XAE	NC700 XDE		
1	53213-MB4-771	DUST SEAL, STEERING UPPER (ARAI)	1	1	1	1		
2	53214-371-010	DUST SEAL, STEERING HEAD ....	1	1	1	1		
3	53219-MGS-D30	STEM SUB ASSY., STEERING ....	1	1	1	1		
4	53220-422-000	THREAD COMP., STEERING HEAD TOP	1	1	1	1		
5	90115-KY6-000	BOLT, FLANGE, 10X35 .....	2	2	2	2		
6	90302-425-830	THREAD B, STEERING HEAD TOP -	1	1	1	1		
7	90506-425-830	WASHER, LOCK .....	1	1	1	1		
8	91015-KT8-005	BEARING, HEAD PIPE UPPER(KOYO)	1	1	1	1		
9	91016-KT8-005	BEARING, HEAD PIPE UNDER(KOYO)	1	1	1	1		

F-8

FRONT FENDER

H13

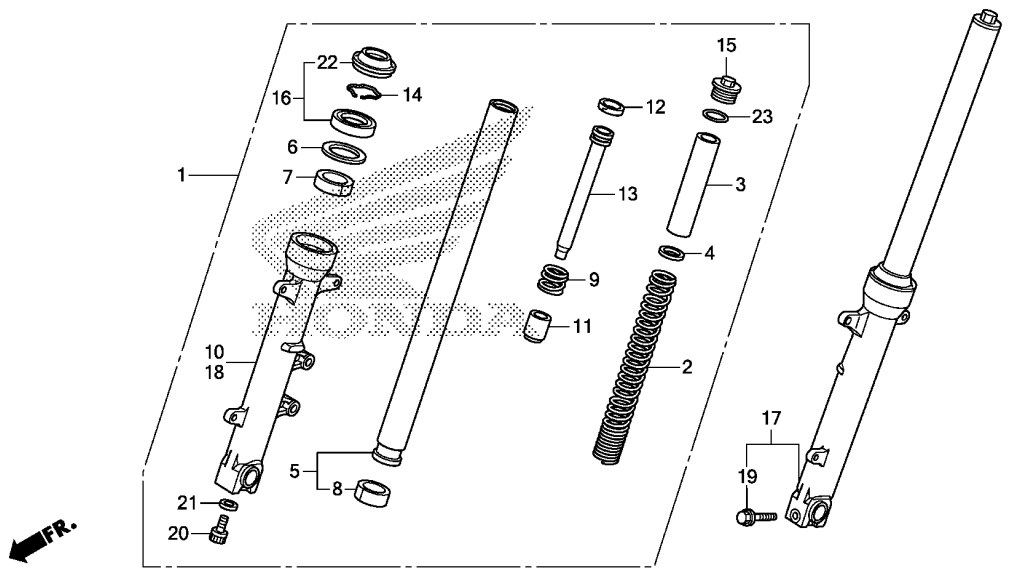


Ref. No.	L.O.N.	(Relative ref. Number) Description	F.R.T.
4	(5)	FENDER, FRONT .....	0.2

Ref. No.	Part No.	Description	Reqd. QTY				Serial No.	Parts catalogue code
			NC750 XE	NC750 XDE	NC700 XAE	NC700 XDE		
1	33741-KAK-971	REFLECTOR, FR. REFLEX .....	-	2	2	-	----- RU	
2	33742-MGS-R80	STAY, R. FR. REFLECTOR .....	-	1	1	-	----- RU	
3	33743-MGS-R80	STAY, L. FR. REFLECTOR .....	-	1	1	-	----- RU	
4	61100-MGS-D30ZF	FENDER COMP., FR. *NH801*.....GRAPHITE BLACK	1	-	-	-		
	61100-MGS-D30ZL	*R305C*....CANDY ARCADIAN RED	1	-	-	-		
	61100-MGS-D30ZM	*NH854P*MAT PEARL GLARE WHITE	1	-	-	-		
	61100-MGS-D30ZN	*NHA95M*SWORD SILVER METALLIC	1	-	-	-		
	61000-MJL-D80ZB	FENDER SET, FR.(WL) *TYPE4*.....	-	1	1	1		
	61000-MJL-D80ZD	*TYPE2*.....	-	1	1	1		
	61000-MJL-D80ZE	*TYPE1*.....	-	1	1	1	----- 2ED,3ED,ED,RU	
	61000-MJL-D80ZC	*TYPE3*.....	-	1	-	1	----- ED,KO	
5	61101-MGS-D30	BRACE, FR. FENDER .....	1	1	1	1		
6	61102-MGS-D30	COLLAR, FR. FENDER .....	1	1	1	1		
7	61103-MGS-D30	COLLAR B, FR. FENDER .....	2	2	2	2		
8	61104-MGS-D30	WASHER, RUBBER .....	2	2	2	2		
9	80101-165-000	RUBBER, RR. FENDER CUSHION ..	2	2	2	2		
10	84706-163-670	COLLAR, TAILLIGHT MOUNTING ..	2	2	2	2	----- 2ED,3ED,ED,KO,TH	
11	90106-MFF-D00	BOLT, SPECIAL, 6X22 .....	2	2	2	2		
12	90118-MEL-000	SCREW, PAN, 6X20 .....	2	2	2	2		
13	90301-473-003	NUT, U, 6MM(FUSERASHI) .....	-	2	2	-	----- RU	
14	96001-06022-07	BOLT, FLANGE, 6X22 .....	2	2	2	2		





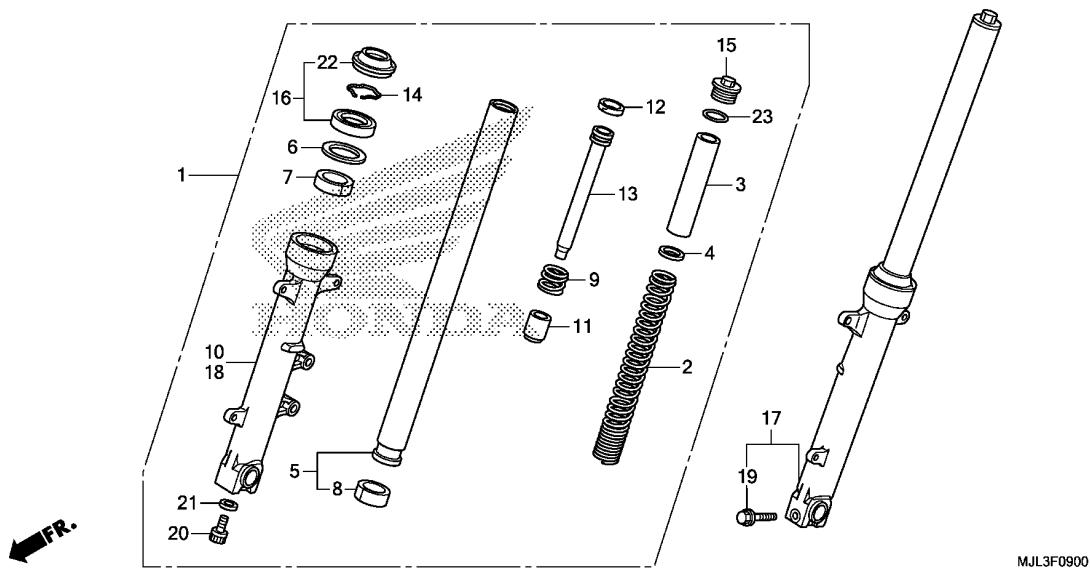


MJL3F0900

Ref. No.	L.O.N.	(Relative ref. Number) Description	F.R.T.
1	5111C3	FORK ASSY., FRONT :RIGHT	0.5
2	5111C5	SPRING, FRONT FORK :LEFT	0.7
	5111C6	SPRING, FRONT FORK :RIGHT	0.7
	5111C7	SPRING, FRONT FORK :BOTH	1.1
5		(7,8,9,11,12,13)	
	5111G2	PIPE, FRONT FORK :LEFT	0.9
	5111G3	PIPE, FRONT FORK :RIGHT	0.9
	5111G4	PIPE, FRONT FORK :BOTH	1.5
10	5111D2	CASE, BOTTOM :RIGHT	0.9
16	5111E7	SEAL SET, FRONT FORK :LEFT	0.8
	5111E8	SEAL SET, FRONT FORK :RIGHT	0.8
	5111E9	SEAL SET, FRONT FORK :BOTH	1.3
17	5111C2	FORK ASSY., FRONT :LEFT	0.5
	5111C4	FORK ASSY., FRONT :BOTH	0.7
18	5111D1	CASE, BOTTOM :LEFT	0.9
	5111D3	CASE, BOTTOM :BOTH	1.5

3

Ref. No.	Part No.	Description	Reqd. QTY				Serial No.	Parts catalogue code
			NC750 XE	NC750 XDE	NC700 XAE	NC700 XDE		
1	51400-MGS-D31	FORK ASSY., R. FR.(SHOWA)	1	1	1	1	----- 2ED,3ED,ED,KO,RU	
	51400-MGS-D11	.....	-	1	-	-	----- TH	
2	51401-MGS-D31	SPRING, FR. FORK(SHOWA)	2	2	2	2	----- 2ED,3ED,ED,KO,RU	
	51401-MGS-D11	.....	-	2	-	-	----- TH	
3	51402-ML7-921	COLLAR, SPRING	2	2	2	2	----- 2ED,3ED,ED,KO,RU	
	51402-KV3-701	COLLAR, SPRING(SHOWA)	-	2	-	-	----- TH	
4	51403-KF0-003	SEAT, SPRING(SHOWA)	2	2	2	2		
5	51410-MGS-D31	PIPE COMP., FR. FORK(SHOWA)	2	2	2	2		
6	51412-MB4-003	RING, BACK UP(SHOWA)	2	2	2	2		
7	51414-MFJ-A51	BUSH, GUIDE	2	2	2	2		
8	51415-MFJ-A51	BUSH, SLIDER	2	2	2	2		
9	51416-KF0-003	SPRING, FR. REBOUND(SHOWA)	2	2	2	2		
10	51420-MGS-D31	CASE, R. BOTTOM(SHOWA)	1	1	1	1		
11	51432-MV9-003	PIECE, OIL LOCK(SHOWA)	2	2	2	2		
12	51437-MM5-003	RING, PISTON	2	2	2	2		
13	51440-MGS-D31	PIPE, SEAT	2	2	2	2	----- 2ED,3ED,ED,KO,RU	
	51440-MGS-D71	.....	-	2	-	-	----- TH	
14	51447-KA4-711	RING, OIL SEAL STOPPER(SHOWA)	2	2	2	2		
15	51454-MM9-671	BOLT, FR. FORK	2	2	2	2		
16	51490-MER-R61	SEAL SET, FR. FORK	2	2	2	2		
17	51500-MGS-D31	FORK ASSY., L. FR.(SHOWA)	1	1	1	1	----- 2ED,3ED,ED,KO,RU	
	51500-MGS-D11	.....	-	1	-	-	----- TH	
18	51520-MGS-D31	CASE, L. BOTTOM(SHOWA)	1	1	1	1		
19	90109-MR7-000	BOLT, FLANGE, 8X45	1	1	1	1		
20	90116-KV3-701	BOLT, SOCKET, 8MM(SHOWA)	2	2	2	2		

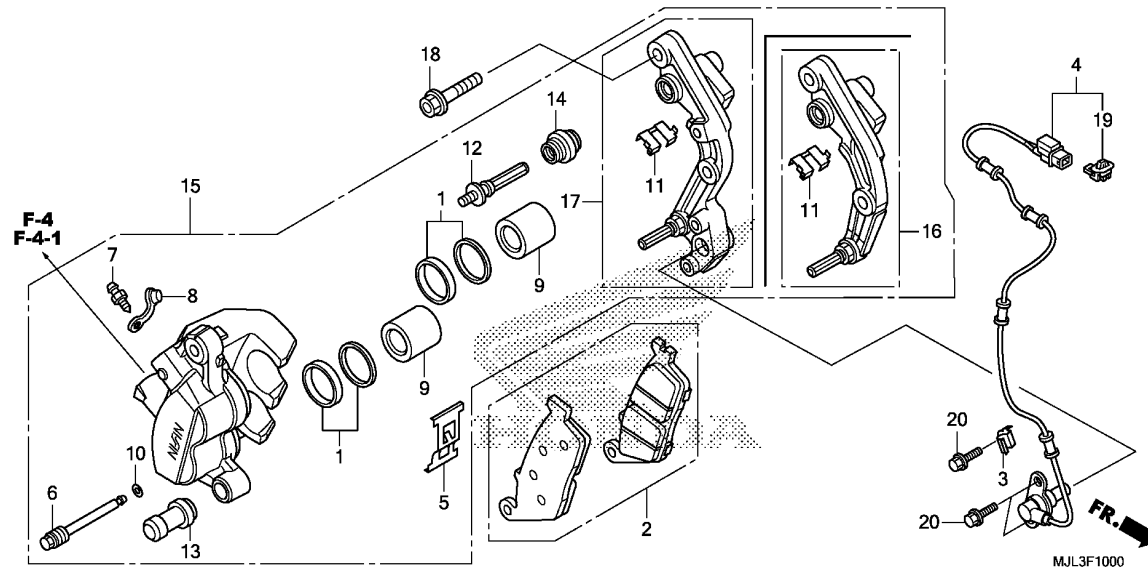


Ref. No.	Part No.	Description	Reqd. QTY				Serial No.	Parts catalogue code
			XE	NC750 XDE	XAE	NC700 XDE		
21	90544-283-000	WASHER, SPECIAL, 8MM(SHOWA) .	2	2	2	2		
22	91254-MEE-D01	SEAL, DUST .....	2	2	2	2		
23	91356-KFO-003	O-RING, 33.2X2.4 .....	2	2	2	2		

# F-10

# FRONT BRAKE CALIPER

# H16



Ref. No.	L.O.N.	(Relative ref. Number) Description	F.R.T.
2	711115	SHOE(PAD) SET, BRAKE :FRONT ..	0.1
4	617196	SENSOR, WHEEL SPEED :FRONT ...	1.1
9	7111D1	PISTON, FRONT BRAKE CALIPER .. .INCLUDES: Bleed brakes .NOTE: Same time for two units	0.5
15	711130	CALIPER, FRONT BRAKE .....	0.4
17	7111G0	BRACKET, FRONT CALIPER .....	0.2

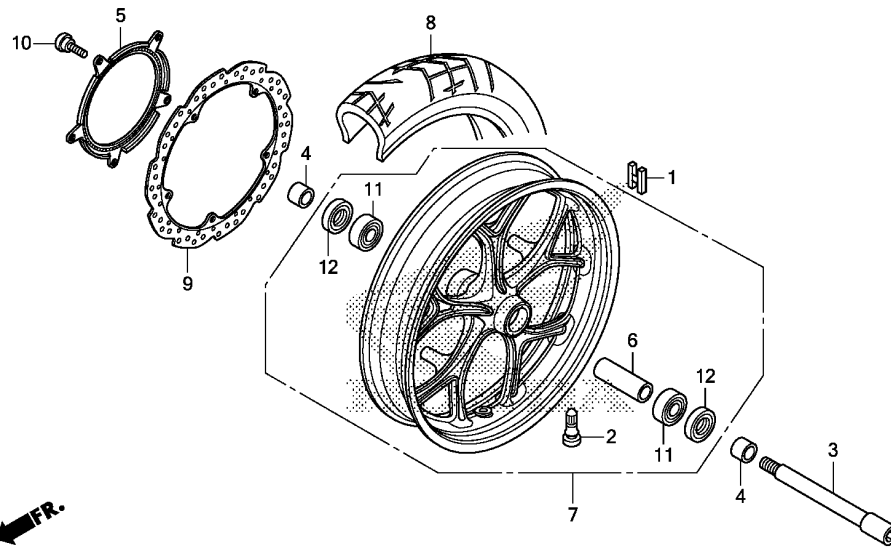
3

Ref. No.	Part No.	Description	Reqd. QTY				Serial No.	Parts catalogue code
			NC750 XE	NC750 XDE	NC700 XAE	NC700 XDE		
1	06431-MA3-405	SEAL SET, PISTON .....	2	2	2	2		
2	06455-MGS-D31	PAD SET, FR. ....	1	1	1	1		
3	38517-MGS-D80	CLAMPER, SENSOR CORD .....	-	1	1	1		
4	38520-MGS-D81	SENSOR, FR. WHEEL SPEED .....	-	1	1	1		
5	43108-MCT-006	SPRING, PAD .....	1	1	1	1		
6	43215-KZ4-J41	PIN, HANGER .....	1	1	1	1		
7	43352-568-003	SCREW, BLEEDER(NISSIN) .....	1	1	1	1		
8	43353-461-771	CAP, BLEEDER .....	1	1	1	1		
9	45107-ML4-006	PISTON .....	2	2	2	2		
10	45111-MAJ-G41	RING, STOPPER .....	1	1	1	1		
11	45112-ML7-921	RETAINER .....	1	1	1	1		
12	45131-ML7-921	BOLT A, PIN .....	1	1	1	1		
13	45132-166-016	BOOT, PIN BUSH(NISSIN) .....	1	1	1	1		
14	45133-MA3-006	BOOT B .....	1	1	1	1		
15	45250-MGZ-J01	CALIPER SUB ASSY., R. FR. (NISSIN)	1	-	-	-		
	45250-MGZ-J11	.....	-	1	1	1		
16	45290-MGS-D31	BRACKET SUB ASSY., R. FR. ...	1	-	-	-		
17	45290-MGZ-J11	BRACKET SUB ASSY., R. FR. ...	-	1	1	1		
18	90131-KBV-003	BOLT, FLANGE, 8X32(SAGA) .....	2	2	2	2		
19	91565-SEL-003	CLIP, COUPLER(BLACK) .....	-	1	1	1		
20	96001-06016-07	BOLT, FLANGE, 6X16 .....	-	3	3	3		

F-11

FRONT WHEEL

11



Ref. No.	L.O.N.	(Relative ref. Number) Description	F.R.T.
1	7101A6	WEIGHT, BALANCE :FRONT (12) .....	0.6
3	710151	AXLE, FRONT WHEEL .....	0.3
5	7101B0	RING, PULSER :FRONT .....	0.4
7	7101D4	FRONT WHEEL .....	1.0
		.INCLUDES: Balance	
8	710139	FRONT TIRE(ONE) .....	0.9
		.INCLUDES: Balance	
9	711120	DISC, FRONT BRAKE .....	0.4
11	710115	BEARING, FRONT WHEEL(ONE) ....	0.5
	710115G	.Replace 1 bearing add .....	0.1

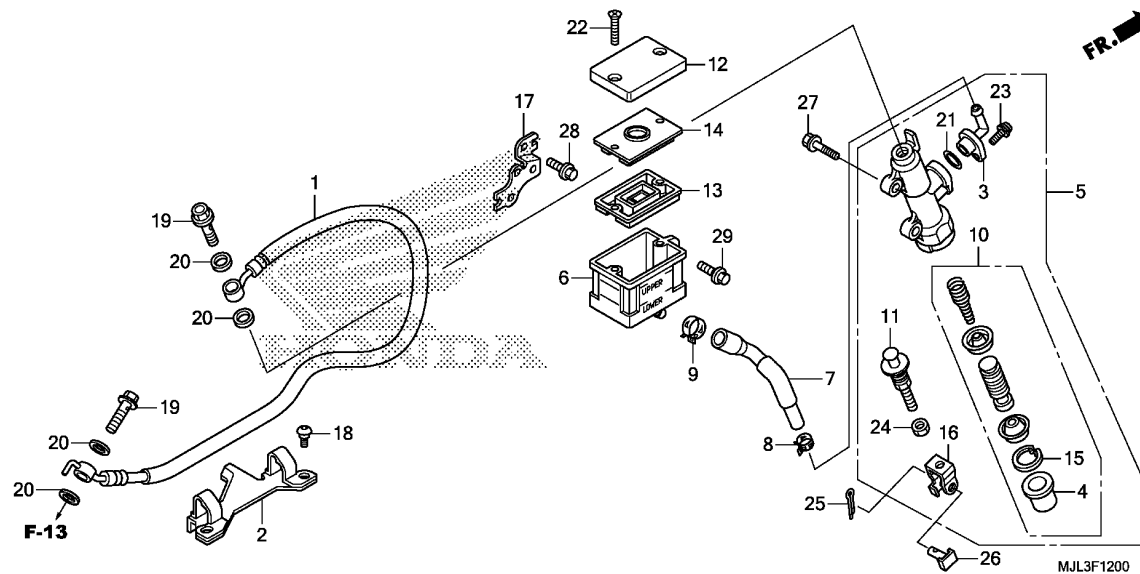
Ref. No.	Part No.	Description	Reqd. QTY				Serial No.	Parts catalogue code
			NC750 XE	NC750 XDE	NC700 XAE	NC700 XDE		
1	42704-MER-D00	WEIGHT, BALANCE(10G) .....	N	N	N	N		
	42705-MER-D00	WEIGHT, BALANCE(20G) .....	N	N	N	N		
	42706-MER-D00	WEIGHT, BALANCE(30G) .....	N	N	N	N		
2	42753-MCF-008	VALVE, RIM(PIRELLI) .....	1	1	1	1		
	42753-ML7-004	VALVE, RIM(DUNLOP) .....	1	1	1	1		
3	44301-MGS-D30	AXLE, FR. WHEEL .....	1	1	1	1		
4	44311-MGS-D10	COLLAR, FR. WHEEL SIDE .....	2	2	2	2		
5	44515-MGS-D81	RING, FR. PULSER .....	-	1	1	1		
6	44620-MGS-D10	COLLAR, FR. AXLE DISTANCE ...	1	1	1	1		
7	44650-MJL-D30	WHEEL SUB ASSY., FR. ....	1	1	1	1		
8	44711-MJL-D32	TIRE, FR.(DUNLOP) (120/70ZR17 M/C 58W)	1	1	1	1		
	44711-MJL-D31	TIRE, FR.(PIRELLI) (120/70ZR17 M/C 58W)	-	1	-	-	RU,TH	
9	45251-MGS-D31	DISK, FR. BRAKE(SUNSTAR) ....	1	-	-	-		
	45251-MGS-D81	.....	-	1	1	1		
10	90105-MGS-D30	BOLT, DISK, 8X25 .....	5	5	5	5		
11	91053-MGS-D31	BEARING, RADIAL BALL(6204)(UU)	2	2	2	2		
12	91252-MC4-013	OIL SEAL, 28X47.2X7(ARAI) ...	2	2	2	2		

3

# F-12

# REAR BRAKE MASTER CYLINDER(NC750X)

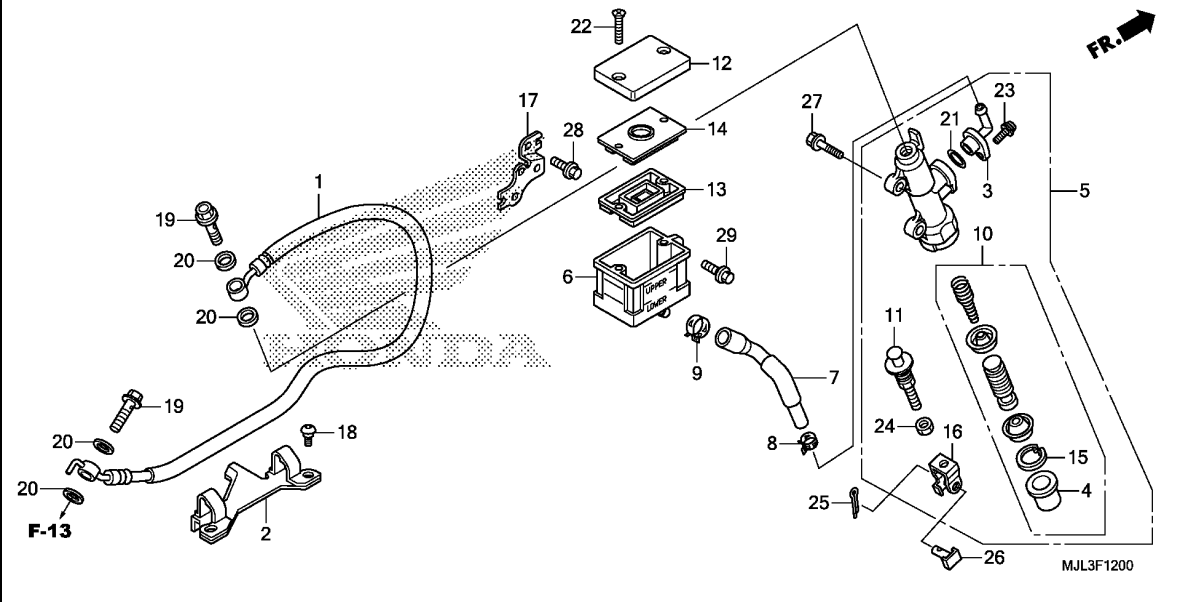
1 2



Ref. No.	L.O.N.	(Relative ref. Number) Description	F.R.T.
1	712130	HOSE, REAR BRAKE ..... .INCLUDES: Bleed brakes	0.4
5	712125	CYLINDER, REAR BRAKE MASTER .. .INCLUDES: Bleed brakes	0.5
6	7121F6	CUP, REAR MASTER CYLINDER OIL .INCLUDES: Bleed brakes	0.2
7	7121C2	HOSE, REAR MASTER CYLINDER OIL CUP .....	0.3
10	7121H0	PISTON SET, REAR BRAKE MASTER .INCLUDES: Bleed brakes	0.5
13	7121G7	DIAPHRAGM, REAR BRAKE MASTER CYLINDER .....	0.1

3

Ref. No.	Part No.	Description	Reqd. QTY				Serial No.	Parts catalogue code
			NC750 XE	NC750 XDE	NC700 XAE	NC700 XDE		
1	43310-MJH-Y01	HOSE COMP., RR. BRAKE .....	1	-	-	-		
2	43468-MGS-D31	GUIDE, RR. BRAKE HOSE .....	1	-	-	-		
3	43503-MER-D01	CONNECTOR, MASTER CYLINDER ..	1	-	-	-		
4	43504-MB2-006	BOOT COMP. ....	1	-	-	-		
5	43510-MGS-D31	CYLINDER SUB ASSY., RR. MASTER	1	-	-	-		
6	43511-KT8-006	CUP COMP., OIL .....	1	-	-	-		
7	43512-MGS-D31	HOSE COMP., RR. MASTER CYLINDER	1	-	-	-		
8	43514-KS6-701	CLAMP, MASTER CYLINDER OIL HOSE	1	-	-	-		
9	43514-MN9-006	CLAMP, MASTER CYLINDER OIL HOSE	1	-	-	-		
10	43520-MB2-315	PISTON SET, MASTER CYLINDER (NISSIN)	1	-	-	-		
11	43530-MJ0-006	ROD COMP., PUSH .....	1	-	-	-		
12	45513-KK1-771	CAP, MASTER CYLINDER .....	1	-	-	-		
13	45520-MG7-006	DIAPHRAGM .....	1	-	-	-		
14	45521-HA2-006	PLATE, DIAPHRAGM .....	1	-	-	-		
15	46182-MEL-D21	CIRCLIP .....	1	-	-	-		
16	46504-KV6-702	JOINT, BRAKE ROD .....	1	-	-	-		
17	50601-MGS-D30	STAY, OIL CUP .....	1	-	-	-		
18	90101-MJJ-D30	SCREW, SPECIAL, 5X14 .....	2	-	-	-		
19	90145-MS9-612	BOLT, OIL, 10X22 .....	2	-	-	-		
20	90545-300-000	WASHER, OIL BOLT .....	4	-	-	-		
21	91212-422-006	O-RING, 14.8X2.4 .....	1	-	-	-		

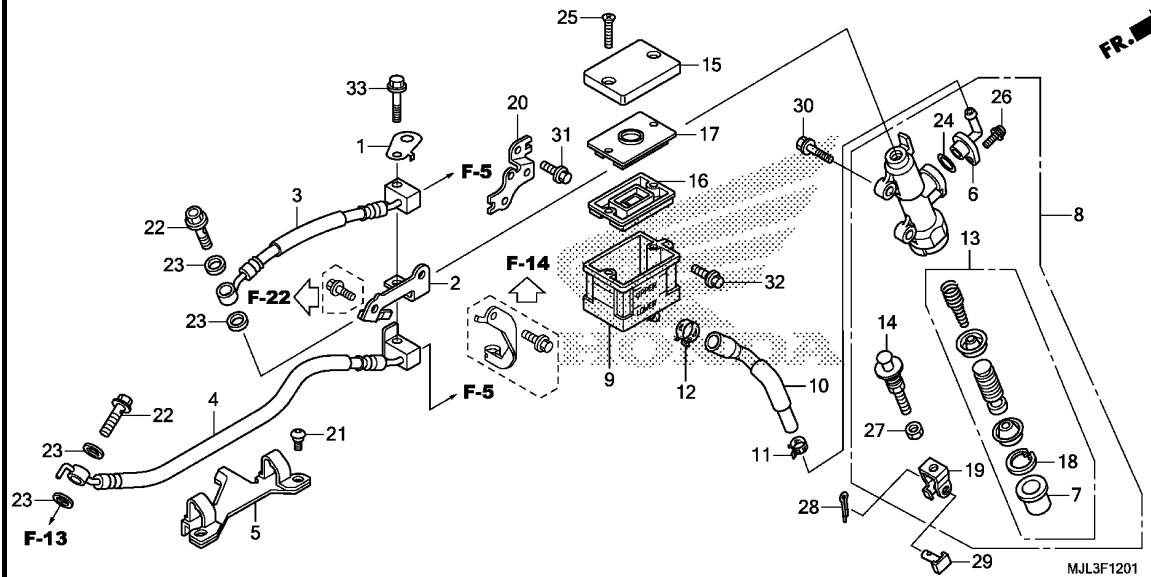


Ref. No.	Part No.	Description	Reqd. QTY				Serial No.	Parts catalogue code
			NC750 XE	NC750 XDE	NC700 XAE	NC700 XDE		
22	93600-04040-16	SCREW, FLAT, 4X40	2	-	-	-		
23	93893-04012-17	SCREW-WASHER, 4X12	1	-	-	-		
24	94002-08000-0S	NUT, HEX., 8MM	1	-	-	-		
25	94201-20150	PIN, SPLIT, 2.0X15	1	-	-	-		
26	95015-54000	PIN D, JOINT	1	-	-	-		
27	95701-06022-00	BOLT, FLANGE, 6X22	2	-	-	-		
28	96001-06012-07	BOLT, FLANGE, 6X12	1	-	-	-		
29	96001-06014-00	BOLT, FLANGE, 6X14	1	-	-	-		

# F-12-1

# REAR BRAKE MASTER CYLINDER(NC700XD/750XA/750XD)

14



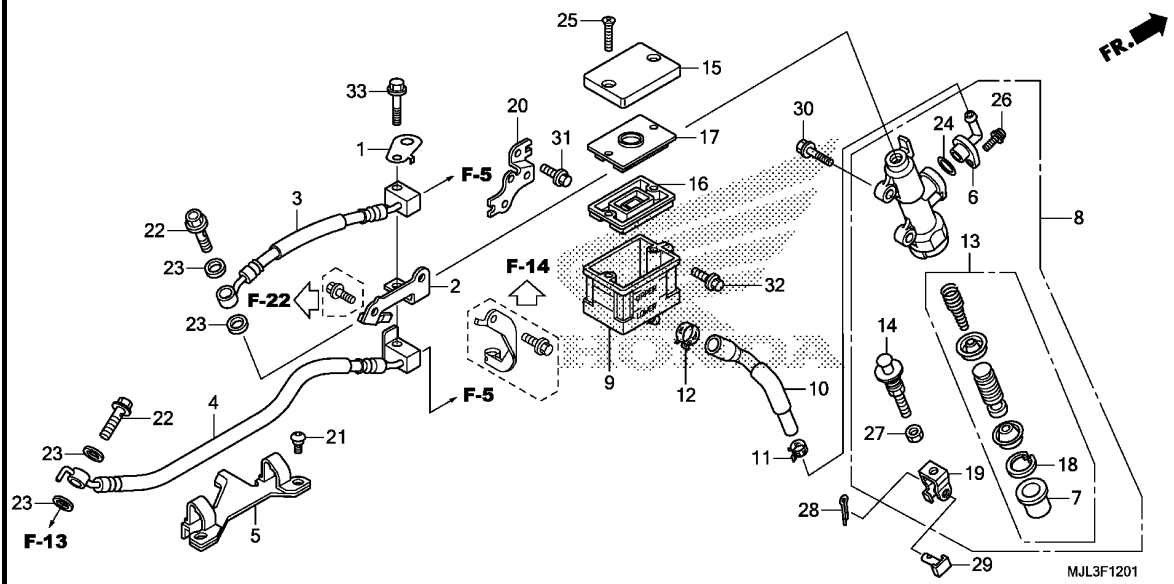
Ref. No.	L.O.N.	(Relative ref. Number) Description	F.R.T.
3	712180	HOSE A, REAR BRAKE ..... .INCLUDES: Bleed brakes	0.4
4	7121L7	HOSE E, REAR BRAKE ..... .INCLUDES: Bleed brakes	0.4
8	712125	CYLINDER, REAR BRAKE MASTER .. .INCLUDES: Bleed brakes	0.5
9	7121F6	CUP, REAR MASTER CYLINDER OIL .INCLUDES: Bleed brakes	0.2
10	7121C2	HOSE, REAR MASTER CYLINDER OIL CUP ..... .INCLUDES: Bleed brakes	0.3
13	7121H0	PISTON SET, REAR BRAKE MASTER .INCLUDES: Bleed brakes	0.5
16	7121G7	DIAPHRAGM, REAR BRAKE MASTER CYLINDER .....	0.1

3

Ref. No.	Part No.	Description	Reqd. QTY				Serial No.	Parts catalogue code
			NC750 XE	NC750 XDE	NC700 XAE	NC700 XDE		
1	38514-MGS-D80	CLAMPER, SENSOR CORD .....	-	1	1	1		
2	43160-MGS-D50	STAY, RR. BRAKE HOSE .....	-	1	-	1		
	43160-MGS-D80	.....	-	-	1	-		
3	43310-MGS-D81	HOSE COMP. A, RR. BRAKE .....	-	1	1	1		
4	43314-MGS-D81	HOSE COMP. E, RR. BRAKE .....	-	1	1	1		
5	43468-MGS-D31	GUIDE, RR. BRAKE HOSE .....	-	1	1	1		
6	43503-MER-D01	CONNECTOR, MASTER CYLINDER ..	-	1	1	1		
7	43504-MB2-006	BOOT COMP. ....	-	1	1	1		
8	43510-MGS-D31	CYLINDER SUB ASSY., RR. MASTER	-	1	1	1		
9	43511-KT8-006	CUP COMP., OIL .....	-	1	1	1		
10	43512-MGS-D31	HOSE COMP., RR. MASTER CYLINDER	-	1	1	1		
11	43514-KS6-701	CLAMP, MASTER CYLINDER OIL HOSE	-	1	1	1		
12	43514-MN9-006	CLAMP, MASTER CYLINDER OIL HOSE	-	1	1	1		
13	43520-MB2-315	PISTON SET, MASTER CYLINDER (NISSIN)	-	1	1	1		
14	43530-MJ0-006	ROD COMP., PUSH .....	-	1	1	1		
15	45513-KK1-771	CAP, MASTER CYLINDER .....	-	1	1	1		
16	45520-MG7-006	DIAPHRAGM .....	-	1	1	1		
17	45521-HA2-006	PLATE, DIAPHRAGM .....	-	1	1	1		
18	46182-MEL-D21	CIRCLIP .....	-	1	1	1		
19	46504-KV6-702	JOINT, BRAKE ROD .....	-	1	1	1		
20	50601-MGS-D30	STAY, OIL CUP .....	-	1	1	1		

**F-12-1**

**REAR BRAKE MASTER CYLINDER(NC700XD/750XA/750XD)**



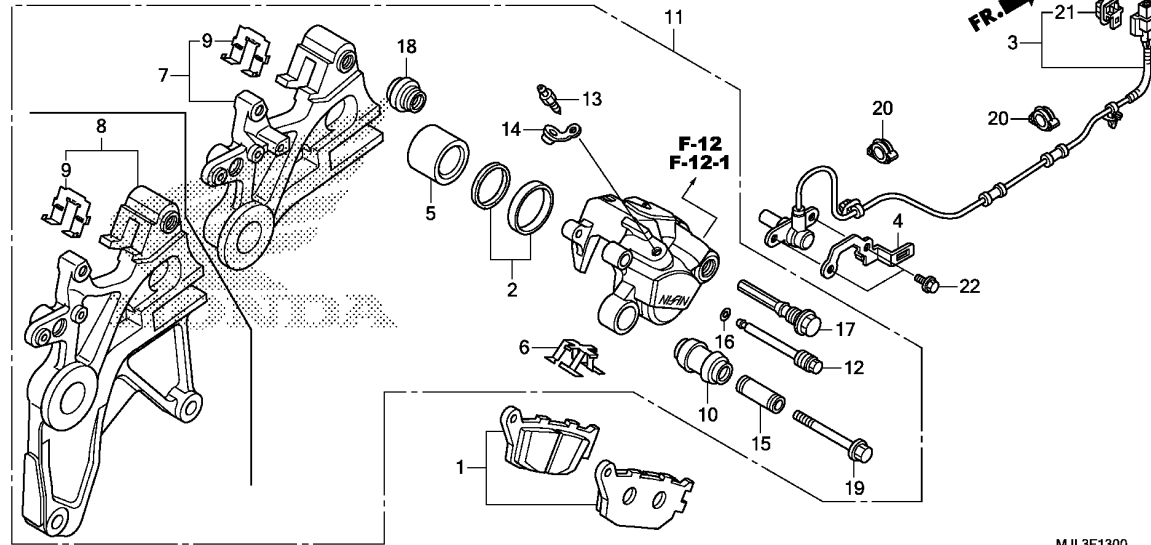
Ref. No.	Part No.	Description	Reqd. QTY				Serial No.	Parts catalogue code
			NC750 XE	NC750 XDE	NC700 XAE	NC700 XDE		
21	90101-MJJ-D30	SCREW, SPECIAL, 5X14	-	2	2	2		
22	90145-MS9-612	BOLT, OIL, 10X22	-	2	2	2		
23	90545-300-000	WASHER, OIL BOLT	-	4	4	4		
24	91212-422-006	O-RING, 14.8X2.4	-	1	1	1		
25	93600-04040-1G	SCREW, FLAT, 4X40	-	2	2	2		
26	93893-04012-17	SCREW-WASHER, 4X12	-	1	1	1		
27	94002-08000-0S	NUT, HEX., 8MM	-	1	1	1		
28	94201-20150	PIN, SPLIT, 2.0X15	-	1	1	1		
29	95015-54000	PIN D, JOINT	-	1	1	1		
30	95701-06022-00	BOLT, FLANGE, 6X22	-	2	2	2		
31	96001-06012-07	BOLT, FLANGE, 6X12	-	1	1	1		
32	96001-06014-00	BOLT, FLANGE, 6X14	-	1	1	1		
33	96001-06035-07	BOLT, FLANGE, 6X35	-	1	1	1		



# F-13

# REAR BRAKE CALIPER

16



Ref. No.	L.O.N.	(Relative ref. Number) Description	F.R.T.
1	711140	SHOE(PAD) SET, BRAKE :REAR ...	0.1
3	617197	SENSOR, WHEEL SPEED :REAR ....	0.9
5	7111D5	PISTON, REAR BRAKE CALIPER ...	0.5
		.INCLUDES: Bleed brakes (8)	
7	7111C1	BRACKET, REAR CALIPER .....	0.5
11	711155	CALIPER, REAR BRAKE .....	0.6
		.INCLUDES: Bleed brakes	

MJL3F1300

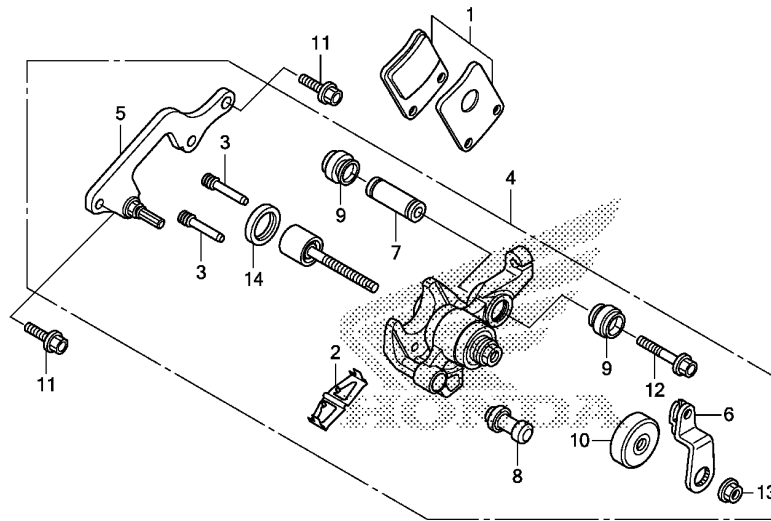
3

Ref. No.	Part No.	Description	Reqd. QTY				Serial No.	Parts catalogue code
			NC750 XE	NC750 XDE	NC700 XAE	NC700 XDE		
1	06435-MGS-D31	PAD SET, RR. ....	1	1	1	1		
2	06451-443-405	SEAL SET, PISTON .....	1	1	1	1		
3	38510-MGS-D81	SENSOR, RR. WHEEL SPEED .....	-	1	1	1		
4	38555-MGS-D80	STAY, SPEED SENSOR .....	-	1	1	1		
5	43107-KT7-761	PISTON .....	1	1	1	1		
6	43108-MBB-006	SPRING, PAD .....	1	1	1	1		
7	43110-MGS-D31	BRACKET COMP., RR.(NISSIN) ..	1	-	-	-		
	43110-MJF-C11	BRACKET COMP., RR. ....	-	-	1	-		
8	43110-MJF-A21	BRACKET COMP., RR. ....	-	1	-	1		
9	43112-KT7-761	RETAINER .....	1	1	1	1		
10	43132-KT7-761	BOOT, SLEEVE .....	1	1	1	1		
11	43150-MJF-A01	CALIPER SUB ASSY., RR. BRAKE (NISSIN)	1	-	-	-		
	43150-MJF-A21	.....	-	1	-	1		
	43150-MJF-C11	.....	-	-	1	-		
12	43215-KZ4-J41	PIN, HANGER .....	1	1	1	1		
13	43352-568-003	SCREW, BLEEDER (NISSIN) .....	1	1	1	1		
14	43353-461-771	CAP, BLEEDER .....	1	1	1	1		
15	45111-MA3-006	SLEEVE .....	1	1	1	1		
16	45111-MAJ-G41	RING, STOPPER .....	1	1	1	1		
17	45131-MN9-006	BOLT, PIN .....	1	1	1	1		
18	45133-MA3-006	BOOT B .....	1	1	1	1		
19	90180-MN8-006	BOLT, FLANGE, 8X49 .....	1	1	1	1		
20	90690-MGS-D81	CLIP, CABLE, 12MM .....	-	2	2	2		
21	91565-SEL-003	CLIP, COUPLER (BLACK) .....	-	1	1	1		
22	96001-06016-07	BOLT, FLANGE, 6X16 .....	-	2	2	2		

# F-13-10

# PARKING BRAKE CALIPER

17

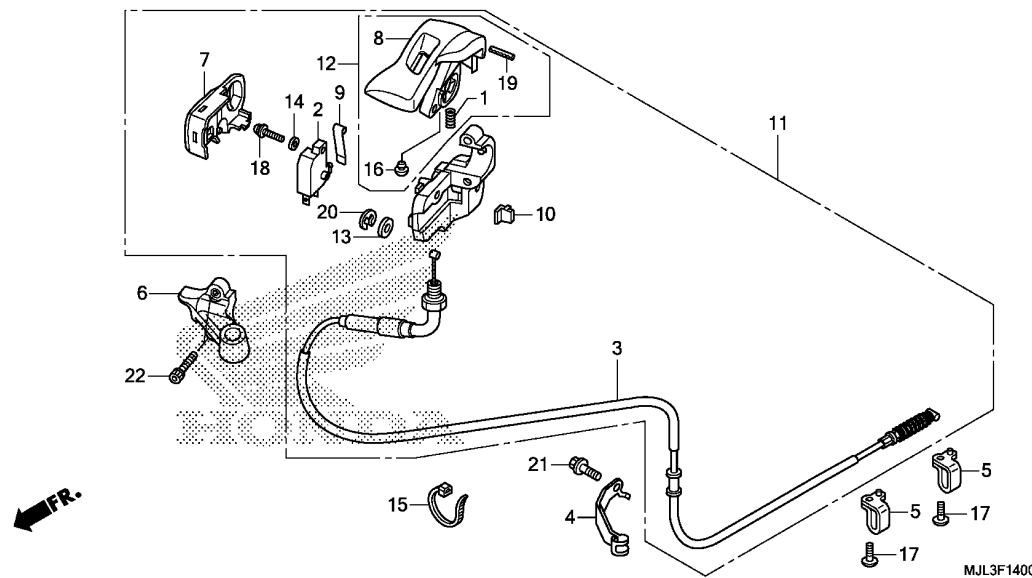


MJL3F1310

Ref. No.	L.O.N.	(Relative ref. Number) Description	F.R.T.
1	7111A3	SHOE(PAD) SET, BRAKE :PARKING	0.2
4	7111B8	CALIPER, PARKING BRAKE .....	0.3
5	7111C2	BRACKET, PARKING CALIPER .....	0.2
6	7111G8	ARM, BRAKE SUB :REAR .....	0.1

Ref. No.	Part No.	Description	Reqd. QTY				Serial No.	Parts catalogue code
			NC750 XE	NC750 XDE	NC700 XAE	NC700 XDE		
1	06436-MCT-016	PAD SET, PARKING BRAKE .....	-	1	-	1		
2	43208-MCT-006	SPRING, PAD .....	-	1	-	1		
3	43215-MCT-006	PIN, HANGER .....	-	2	-	2		
4	43250-MGS-D71	CALIPER SUB ASSY., RR. ....	-	1	-	1		
5	43290-MGS-D71	BRACKET SUB ASSY., PARKING BRAKE	-	1	-	1		
6	43362-MGS-D71	ARM .....	-	1	-	1		
7	45111-MCT-006	SLEEVE .....	-	1	-	1		
8	45132-166-016	BOOT, PIN BUSH(NISSIN) .....	-	1	-	1		
9	45133-166-016	BOOT, PIN .....	-	2	-	2		
10	46184-611-000	DUST SEAL, MASTER CYLINDER ..	-	1	-	1		
11	90101-MGS-D70	BOLT, FLANGE, 8X28 .....	-	2	-	2		
12	90180-MGS-D71	BOLT, FLANGE, 8X42 .....	-	1	-	1		
13	90313-HE0-006	NUT-WASHER, 8MM .....	-	1	-	1		
14	91208-PF5-005	DUST SEAL, 20X25X4(NOK) .....	-	1	-	1		

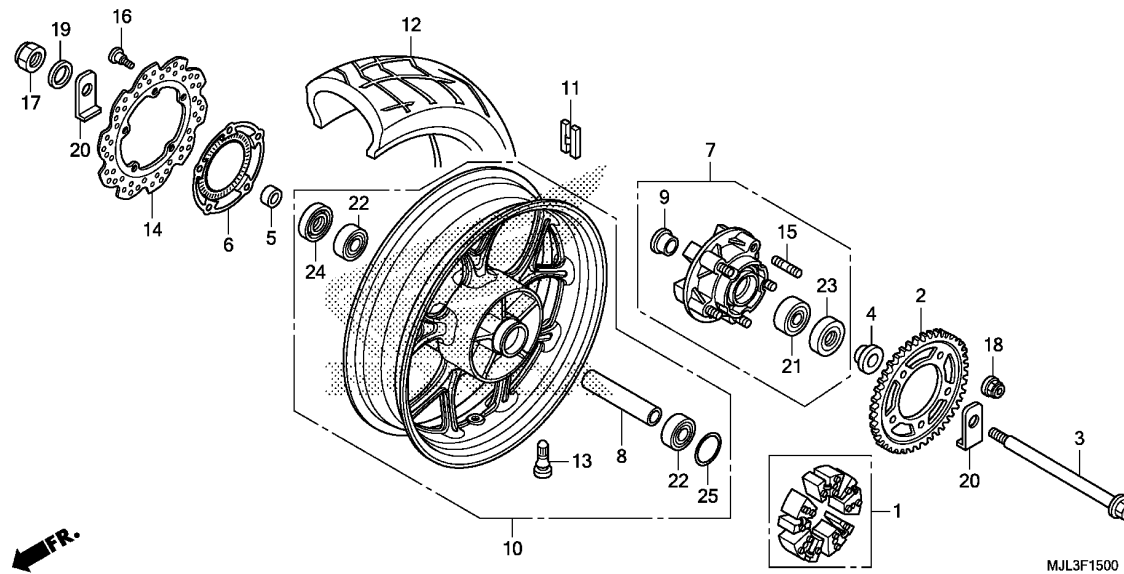
3



Ref. No.	L.O.N.	(Relative ref. Number) Description	F.R.T.
2	6151E1	SWITCH, PARKING BRAKE INDICATOR .....	0.2
3	8111B0	CABLE, PARKING BRAKE .....	1.1
11	7111R3	LEVER ASSY., PARKING (1,8) .....	1.0
12	7111A6	LEVER, PARKING .....	0.4

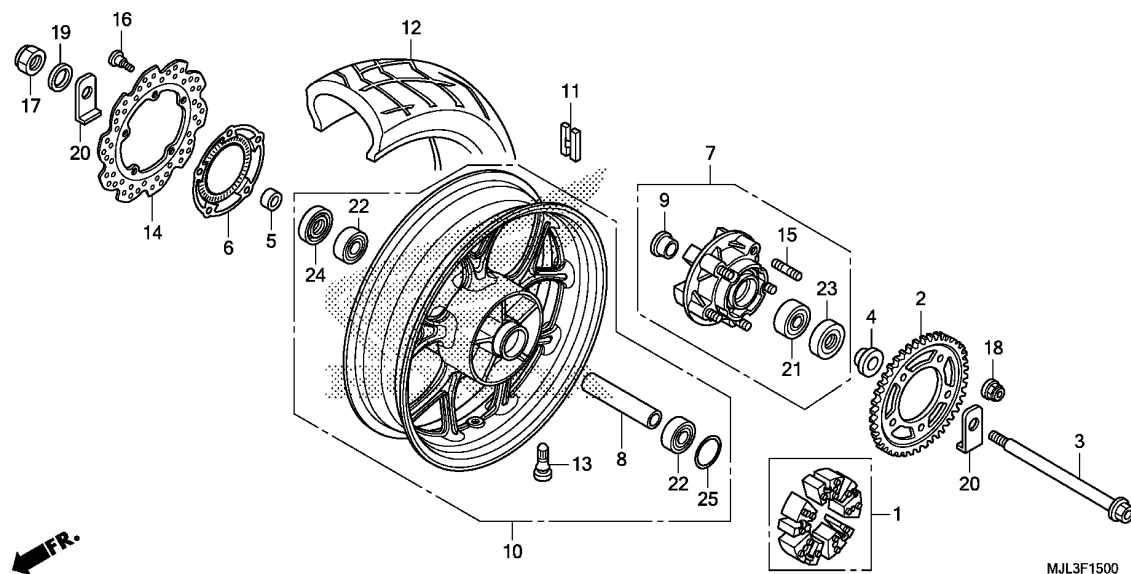
3

Ref. No.	Part No.	Description	Reqd. QTY				Serial No.	Parts catalogue code
			NC750 XE	NC700 XDE	NC750 XAE	NC700 XDE		
1	24271-743-000	SPRING, BALL SETTING .....	-	1	-	1		
2	35340-MGS-D31	SWITCH ASSY., FR. STOP .....	-	1	-	1		
3	43450-MGS-D51	CABLE COMP., PARKING BRAKE ..	-	1	-	1		
4	43455-MGS-D50	CLAMPER, PARKING BRAKE .....	-	1	-	1		
5	43456-MGS-D70	GUIDE, PARKING BRAKE .....	-	2	-	2		
6	47111-MGS-D50	HOLDER, UPPER .....	-	1	-	1		
7	47117-MGS-D50	COVER, HOLDER .....	-	1	-	1		
8	47152-MGS-D50	LEVER, PARKING TOP .....	-	1	-	1		
9	47154-MGE-D00	SPRING, SWITCH .....	-	1	-	1		
10	47156-MGE-D00	CAP, LOWER HOLDER .....	-	1	-	1		
11	47200-MGS-D50	LEVER ASSY., PARKING .....	-	1	-	1		
12	47210-MGS-D50	LEVER COMP., PARKING .....	-	1	-	1		
13	90401-430-000	WASHER, 10.2MM .....	-	1	-	1		
14	90515-046-810	WASHER, PLAIN, 4X8 .....	-	1	-	1		
15	90651-KV6-003	BAND, WIRE, 165MM(BLACK) .....	-	1	-	1		
16	90801-SB0-000	PLUG, CHANGE REINFORCEMENT ..	-	1	-	1		
17	93500-05016-0G	SCREW, PAN, 5X16 .....	-	2	-	2		
18	93892-04014-07	SCREW-WASHER, 4X14 .....	-	1	-	1		
19	94305-30283	PIN, SPRING, 3X28 .....	-	1	-	1		
20	94540-09018	E-RING, 9MM .....	-	1	-	1		
21	96001-06014-00	BOLT, FLANGE, 6X14 .....	-	1	-	1		
22	96600-06020-07	BOLT, SOCKET, 6X20 .....	-	2	-	2		

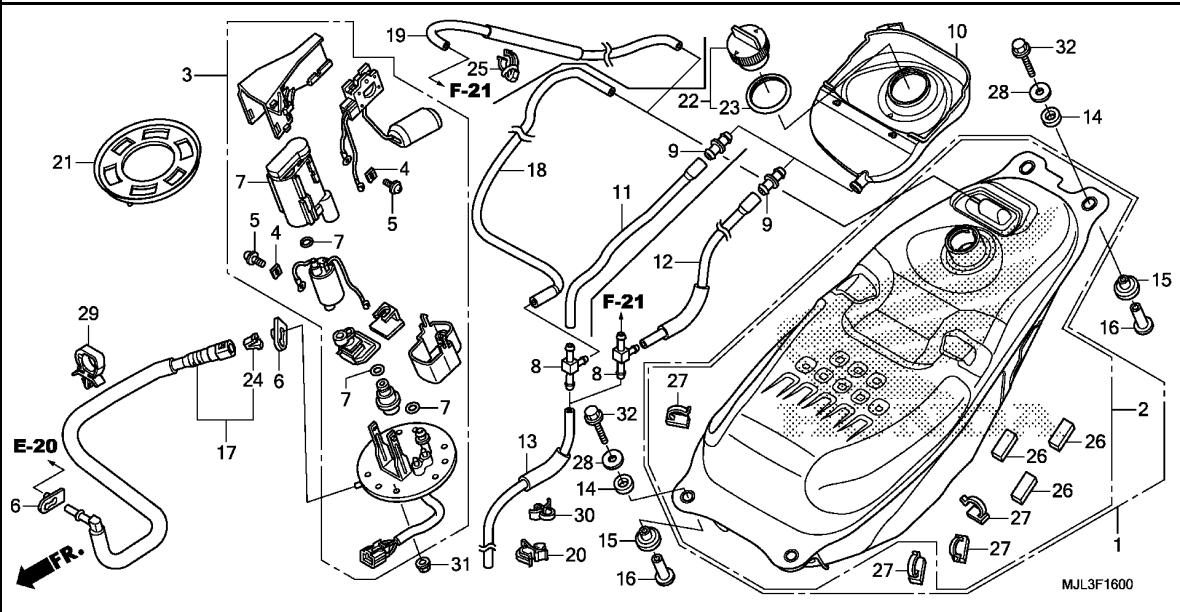


Ref. No.	L.O.N.	(Relative ref. Number) Description	F.R.T.
1		(25)	
1	710157	DAMPER, REAR WHEEL .....	0.4
2	7101A0	SPROCKET, FINAL DRIVEN .....	0.5
3		(23,24)	
3	710160	AXLE, REAR WHEEL .....	0.4
6	7101B1	RING, PULSER :REAR .....	0.5
7	7101A5	FLANGE ASSY., FINAL DRIVEN ...	0.5
10	710118	REAR WHEEL .....	1.1
		.INCLUDES: Balance	
11	7101E1	WEIGHT, BALANCE :REAR .....	0.7
12	710142	REAR TIRE(ONE) .....	1.0
		.INCLUDES: Balance	
14	711145	DISC, REAR BRAKE .....	0.5
21	7101D1	BEARING, FINAL DRIVEN FLANGE ..	0.6
22	710133	BEARING, REAR WHEEL(ONE) .....	0.6
	710133G	.Replace 1 bearing add .....	0.1

Ref. No.	Part No.	Description	Reqd. QTY				Serial No.	Parts catalogue code
			NC750 XE	NC750 XDE	NC700 XAE	NC700 XDE		
1	06410-MGS-D30	DAMPER SET, WHEEL .....	1	1	1	1		
2	41201-MGS-D30	SPROCKET, FINAL DRIVEN(43T) ..	1	-	1	-		
	41201-MGS-D70	SPROCKET, FINAL DRIVEN(39T) ..	-	1	-	1		
3	42301-MGS-D30	AXLE, RR. WHEEL .....	1	1	1	1		
4	42311-MGS-D10	COLLAR, L. RR. WHEEL SIDE ...	1	1	1	1		
5	42312-MGS-D10	COLLAR, RR. BRAKE SIDE .....	1	1	1	1		
6	42515-MGS-D80	RING, RR. PULSER .....	-	1	1	1		
7	42615-MGS-D30	FLANGE SUB ASSY., RR. DRIVEN	1	1	1	1		
8	42620-MGS-D10	COLLAR, RR. AXLE DISTANCE ...	1	1	1	1		
9	42625-MGS-D30	COLLAR B, RR. WHEEL DISTANCE	1	1	1	1		
10	42650-MJL-D30	WHEEL SUB ASSY., RR. ....	1	-	-	-		
	42650-MJL-D80	.....	-	1	1	1		
11	42704-MER-D00	WEIGHT, BALANCE(10G) .....	N	N	N	N		
	42705-MER-D00	WEIGHT, BALANCE(20G) .....	N	N	N	N		
	42706-MER-D00	WEIGHT, BALANCE(30G) .....	N	N	N	N		
12	42711-MJL-D32	TIRE, RR.(DUNLOP)						
		(160/60ZR17 M/C 69W)	1	1	1	1		
	42711-MGZ-D81	TIRE, RR.(PIRELLI)						
		(160/60ZR17 M/C 69W)	-	1	-	-	----- RU,TH	
13	42753-MCF-008	VALVE, RIM(PIRELLI) .....	1	1	1	1		
	42753-ML7-004	VALVE, RIM(DUNLOP) .....	1	1	1	1		
14	43251-MGS-D31	DISK, RR. BRAKE(SUNSTAR) ....	1	1	1	1		
15	90102-MAS-000	BOLT, STUD, 12X25 .....	5	5	5	5		
16	90105-MBB-000	BOLT, BRAKE DISK, 8X24 .....	5	5	5	5		
17	90301-MJF-A01	NUT, U, 18MM .....	1	1	1	1		
18	90306-KFO-003	NUT, FLANGE, 12MM(FUSERASHI)	5	5	5	5		



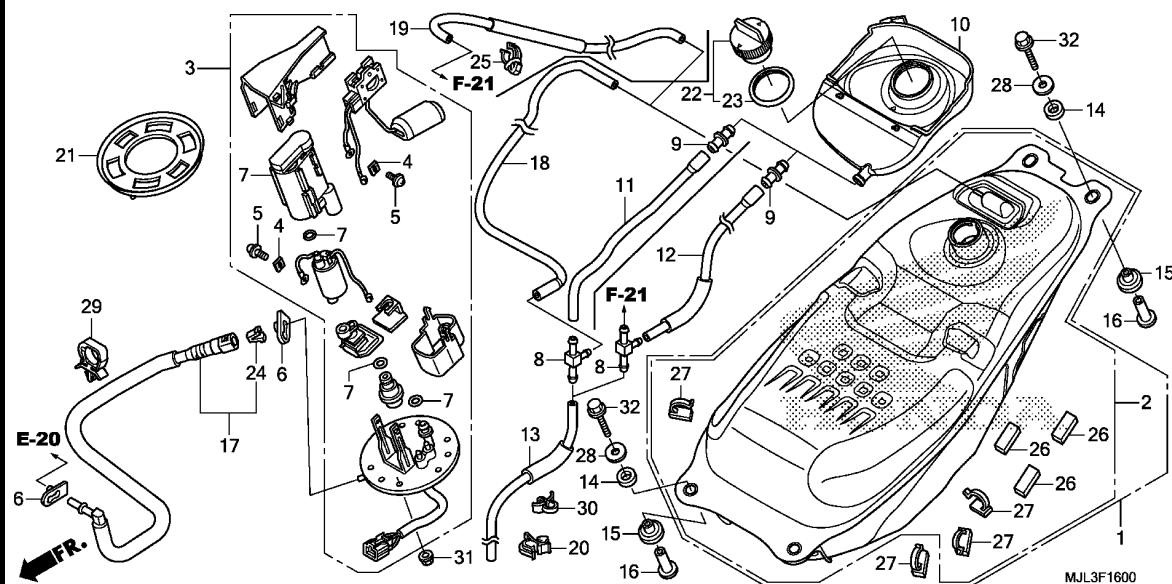
Ref. No.	Part No.	Description	Reqd. QTY				Serial No.	Parts catalogue code
			XE	NC750 XDE	XAE	NC700 XDE		
19	90401-MAS-000	WASHER, 20X31.5X2 .....	1	1	1	1		
20	90559-MER-R60	WASHER, RR. SWINGARM .....	2	2	2	2		
21	91051-MGS-D31	BEARING, ANGULAR BALL, 22X50X15	1	1	1	1		
22	91053-MGS-D31	BEARING, RADIAL BALL (6204) (UU)	2	2	2	2		
23	91251-MGS-D31	DUST SEAL, 30X50X7 .....	1	1	1	1		
24	91253-MAE-003	DUST SEAL, 30X47X7.5 .....	1	1	1	1		
25	91351-MGS-D30	O-RING, 55X2 .....	1	1	1	1		



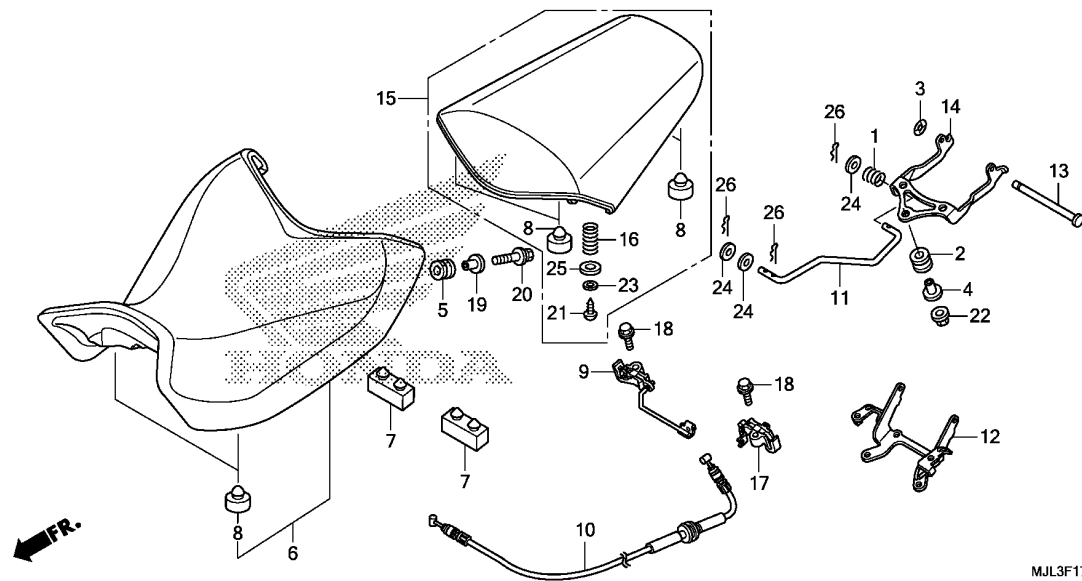
Ref. No.	L.O.N.	(Relative ref. Number) Description	F.R.T.
1		(2) TANK, FUEL .....	1.1
3		(21) PUMP ASSY., FUEL .....	1.2
7		3101C7 FILTER, FUEL .....	1.3
17		310162 HOSE, FUEL FEED .....	1.1

Ref. No.	Part No.	Description	Reqd. QTY				Serial No.	Parts catalogue code
			NC750 XE	NC700 XDE	NC750 XAE	NC700 XDE		
1	04801-MGS-D30ZD	TANK ASSY., FUEL *NH303M* MAT AXIS GRAY METALLIC	1	1	1	1	----- 2ED,3ED,ED,KO,RU	
2	04801-MGS-T50ZC	TANK ASSY., FUEL *NH303M* MAT AXIS GRAY METALLIC	-	1	-	-	----- TH	
3	16700-MGS-D33	PUMP ASSY., FUEL .....	1	1	1	1		
4	16711-MGS-D31	STOPPER .....	2	2	2	2		
5	16712-MGS-D31	SCREW, 4X6.6 .....	2	2	2	2		
6	16719-MEW-920	DAMPER, CONNECTOR .....	2	2	2	2		
7	16730-MGS-D31	FILTER ASSY., FUEL .....	1	1	1	1		
8	16960-ME9-000	PIPE, THREE WAY JOINT .....	1	1	1	1		
9	17359-419-670	JOINT, BREATHER TUBE .....	1	1	1	1		
10	17507-MGS-D30	TRAY, FUEL TANK .....	1	1	1	1		
11	17508-MGS-D30	TUBE A, DRAIN .....	1	1	1	1	----- 2ED,3ED,ED,KO,RU	
12	17508-MGS-T50	TUBE A, DRAIN .....	-	1	-	-	----- TH	
13	17509-MGS-D30	TUBE B, DRAIN .....	1	-	1	-		
	17509-MGS-D50	.....	-	1	-	1	----- 2ED,3ED,ED,RU	
	95005-45340-20	TUBE, 4.5X340(95005-45001-20M)	-	1	-	-	----- TH	
14	17516-MGS-D30	RUBBER, FUEL TANK UPPER MOUNTING	4	4	4	4		
15	17517-MGS-D30	RUBBER, FUEL TANK LOWER MOUNTING	4	4	4	4		
16	17518-MGS-D30	COLLAR, FUEL TANK .....	4	4	4	4		
17	17526-MGS-D31	HOSE COMP., FUEL FEED .....	1	1	1	1		
18	17530-MGS-D30	TUBE, SEPARATOR BREATHER .....	1	1	1	1	----- 2ED,3ED,ED,KO,RU	





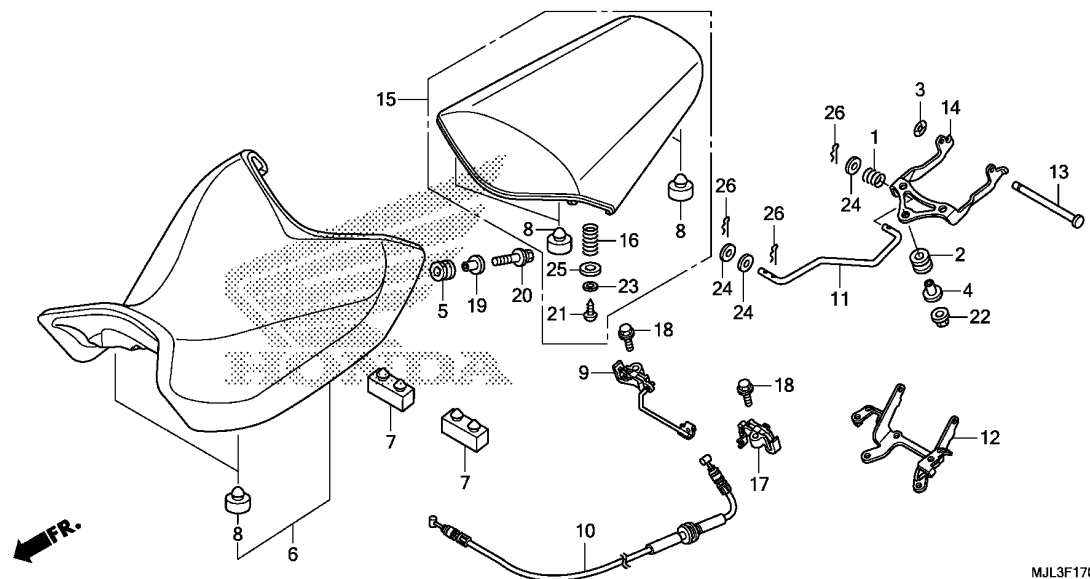
Ref. No.	Part No.	Description	Reqd. QTY				Serial No.	Parts catalogue code
			XE	NC750 XDE	NC700 XAE	XDE		
19	17530-MGS-T50	TUBE, SEPARATOR BREATHER	-	1	-	-	-----	TH
20	17532-MGS-D31	CLIP	1	-	1	-	-----	
21	17574-MGS-D30	PACKING, BASE	1	1	1	1	-----	
22	17620-KFR-840	CAP COMP., FUEL FILLER	1	1	1	1	-----	
23	17632-383-831	PACKING, FUEL FILLER CAP	1	1	1	1	-----	
24	17711-MGE-003	RETAINER	1	1	1	1	-----	
25	17938-SEO-941	CLIP, THROTTLE WIRE	-	1	-	-	-----	TH
26	80129-MEG-000	RUBBER, RR. FRAME	3	3	3	3	-----	
27	83705-MZ7-300	CLIP, HARNESS	4	-	4	4	-----	
			-	4	-	-	-----	3ED,ED,RU
			-	3	-	-	-----	TH
28	90404-680-000	WASHER, 6.5X25X1.5	4	4	4	4	-----	
29	90652-MGS-D31	CLIP	1	-	1	-	-----	
30	91593-TOA-A01	CLIP, FUEL TUBE	1	-	1	-	-----	
31	94050-06080	NUT, FLANGE, 6MM	6	6	6	6	-----	
32	95701-06040-08	BOLT, FLANGE, 6X40	4	4	4	4	-----	



Ref. No.	L.O.N.	(Relative ref. Number) Description	F.R.T.
6	413150	SEAT .....	0.1
9		(17)	
	4131N5	HOOK, SEAT CATCH .....	0.5
		.NOTE: Same time for two units	
10	811175	CABLE, SEAT LOCK .....	0.7
11	4131P7	ROD, SEAT LOCK .....	0.2
12		(14)	
	4131E6	STAY, SEAT HINGE .....	0.6
15	413154	SEAT :REAR .....	0.1

Ref. No.	Part No.	Description	Reqd. QTY				Serial No.	Parts catalogue code
			NC750 XE	NC750 XDE	NC700 XAE	NC700 XDE		
1	15447-149-000	SPRING, OIL THROUGH .....	1	1	1	1		
2	17227-GS3-000	RUBBER, AIR CLEANER MOUNTING .....	3	3	3	3		
3	18316-HW1-671	NUT, PUSH, 6MM .....	1	1	1	1		
4	61104-435-000	COLLAR, SIDE COVER .....	3	3	3	3		
5	61304-415-000	RUBBER, HEADLIGHT CASE MOUNTING .....	2	2	2	2		
6	77100-MJL-D31	SEAT ASSY., SINGLE .....	1	1	-	1	----- 2ED,3ED,ED	
	77100-MJL-D30	.....	-	1	-	-	----- RU,TH	
	77100-MJL-D31	.....	-	-	1	-		
7	77205-MFE-670	RUBBER, SEAT SETTING .....	2	2	2	2		
8	77206-GF0-000	RUBBER, SEAT CUSHION .....	6	6	6	6		
9	77220-MGS-D31	LOCK A, SEAT CATCH .....	1	1	1	1		
10	77241-MGS-D31	CABLE COMP., SEAT LOCK .....	1	1	1	1		
11	77242-MGS-D30	ROD, PILLION SEAT .....	1	1	1	1		
12	77250-MGS-D30	STAY, PILLION SEAT HINGE .....	1	1	1	1		
13	77251-MGS-D30	PIN, SEAT HINGE .....	1	1	1	1		
14	77255-MGS-D30	ARM, SEAT HINGE .....	1	1	1	1		
15	77300-MJL-D31	SEAT ASSY., PILLION .....	1	1	-	1	----- 2ED,3ED,ED	
	77300-MJL-D30	.....	-	1	-	-	----- RU,TH	
	77300-MJL-D31	.....	-	-	1	-		
16	77302-MEE-000	SPRING, SEAT LOCK .....	2	2	2	2		
17	77320-MGS-D31	LOCK B, SEAT CATCH .....	1	1	1	1		
18	90101-MAS-000	BOLT, FLANGE, 6X20 .....	2	2	2	2		
19	90501-MFA-D00	COLLAR, 6.2X12 .....	2	2	2	2		
20	93404-06025-00	BOLT-WASHER, 6X25 .....	2	2	2	2		

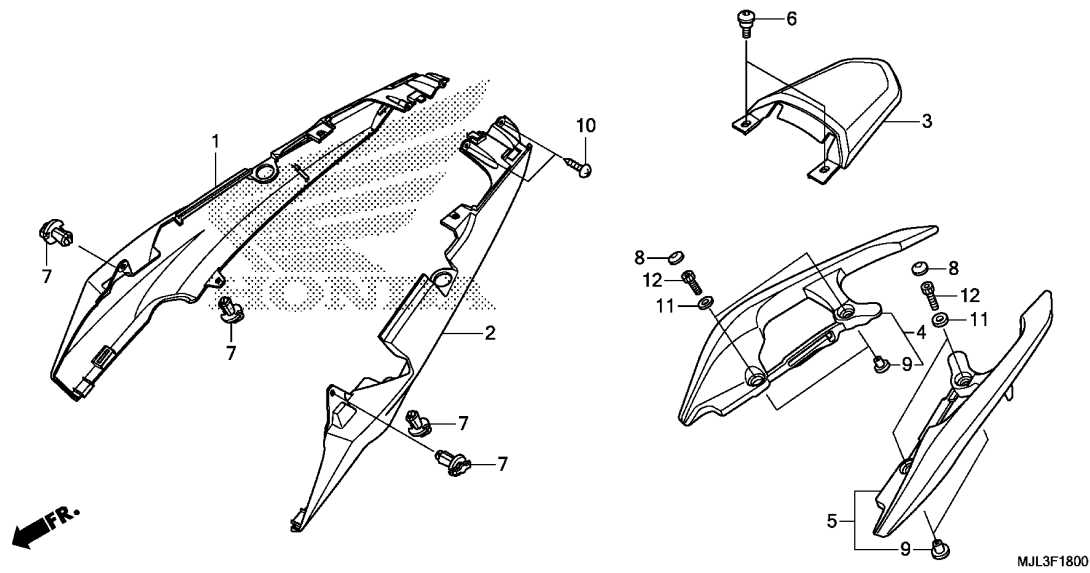




MJL3F1700

3

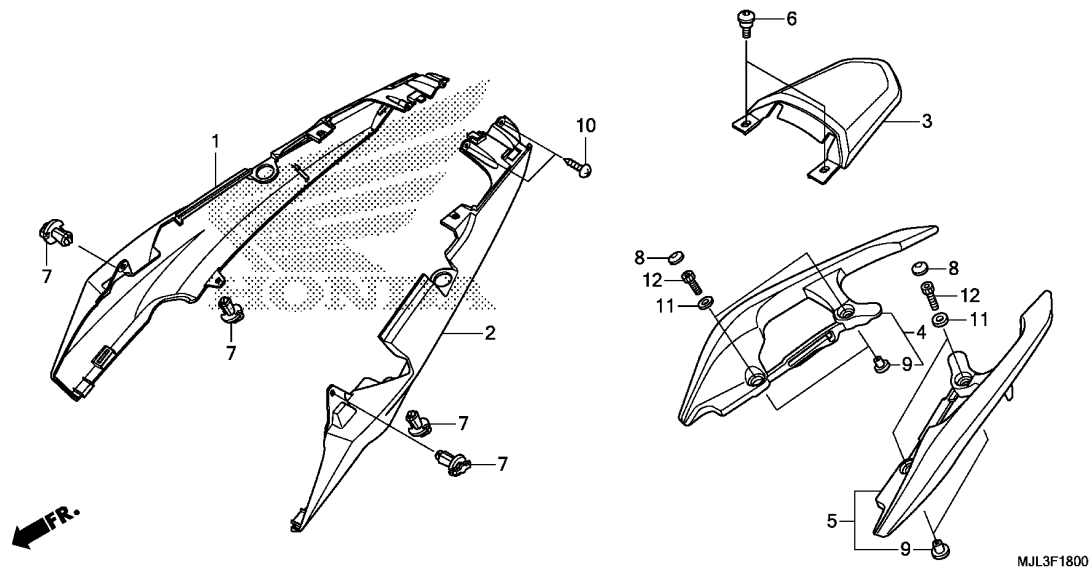
Ref. No.	Part No.	Description	Reqd. QTY				Serial No.	Parts catalogue code
			XE	NC750 XDE	XAE	NC700 XDE		
21	93913-14220	SCREW, TAPPING, 4X12 .....	2	2	2	2		
22	94050-06080	NUT, FLANGE, 6MM .....	3	3	3	3		
23	94101-04800	WASHER, PLAIN, 4MM .....	2	2	2	2		
24	94103-05800	WASHER, PLAIN, 5MM .....	3	3	3	3		
25	94103-08800	WASHER, PLAIN, 8MM .....	2	2	2	2		
26	94251-05000	PIN, LOCK, 5MM .....	3	3	3	3		



Ref. No.	L.O.N.	(Relative ref. Number) Description	F.R.T.
1	4111J4	COWL, SEAT :RIGHT .....	0.5
2	4111J3	COWL, SEAT :LEFT .....	0.5
	4111M1	COWL, SEAT :BOTH .....	0.5
3	4111M5	COWL, SEAT :CENTER .....	0.1
4	4131F4	RAIL, GRAB :RIGHT .....	0.1
5	4131F3	RAIL, GRAB :LEFT .....	0.1
	4131F5	RAIL, GRAB :BOTH .....	0.2

Ref. No.	Part No.	Description	Reqd. QTY				Serial No.	Parts catalogue code
			NC750 XE	NC750 XDE	NC700 XAE	NC700 XDE		
1	77215-MJJ-D30ZE	COWL, R. SEAT *R305C*....CANDY ARCADIAN RED	1	1	1	1		
	77215-MJJ-D30ZF	*NHB54P*MAT PEARL GLARE WHITE	1	1	1	1		
	77215-MJJ-D30ZG	*NHB01*.....GRAPHITE BLACK	1	1	1	1	----- 2ED,3ED,ED,RU	
	77215-MJJ-D30ZH	*NHA95M*SWORD SILVER METALLIC	1	1	-	1	----- ED,KO	
2	77216-MJJ-D30ZE	COWL, L. SEAT *R305C*....CANDY ARCADIAN RED	1	1	1	1		
	77216-MJJ-D30ZF	*NHB54P*MAT PEARL GLARE WHITE	1	1	1	1		
	77216-MJJ-D30ZG	*NHB01*.....GRAPHITE BLACK	1	1	1	1	----- 2ED,3ED,ED,RU	
	77216-MJJ-D30ZH	*NHA95M*SWORD SILVER METALLIC	1	1	-	1	----- ED,KO	
3	77217-MGS-D30ZH	COWL, CENTER SEAT *R305C*....CANDY ARCADIAN RED	1	1	1	1		
	77217-MGS-D30ZJ	*NHB54P*MAT PEARL GLARE WHITE	1	1	1	1		
	77217-MGS-D30ZK	*NHB01*.....GRAPHITE BLACK	1	1	1	1	----- 2ED,3ED,ED,RU	
	77217-MGS-D30ZL	*NHA95M*SWORD SILVER METALLIC	1	1	-	1	----- ED,KO	
4	77330-MJJ-D30ZC	GRIP, R. RR. *NH303M* MAT AXIS GRAY METALLIC	1	1	1	1		
5	77340-MJJ-D30ZC	GRIP, L. RR. *NH303M* MAT AXIS GRAY METALLIC	1	1	1	1		
6	90106-KBV-000	SCREW, PAN, 6X14 .....	2	2	2	2		
7	90683-GAZ-003	CLIP, TRIM .....	4	4	4	4		
8	91456-MCW-D01	CAP, SOCKET BOLT, 8MM .....	4	4	4	4		
9	91501-MGS-D30	COLLAR .....	4	4	4	4		



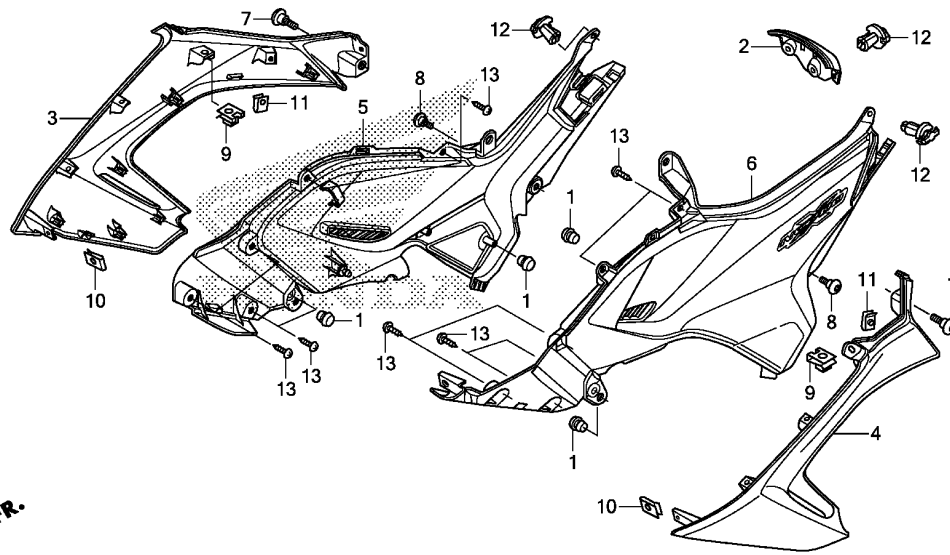


Ref. No.	Part No.	Description	Reqd. QTY				Serial No.	Parts catalogue code
			XE	NC750 XDE	XAE	NC700 XDE		
10	93913-14420	SCREW, TAPPING, 4X16(P0) .....	2	2	2	2		
11	94101-08800	WASHER, PLAIN, 8MM .....	4	4	4	4		
12	96700-08025-00	BOLT, SOCKET, 8X25 .....	4	4	4	4		

# F-19

# SIDE COVER

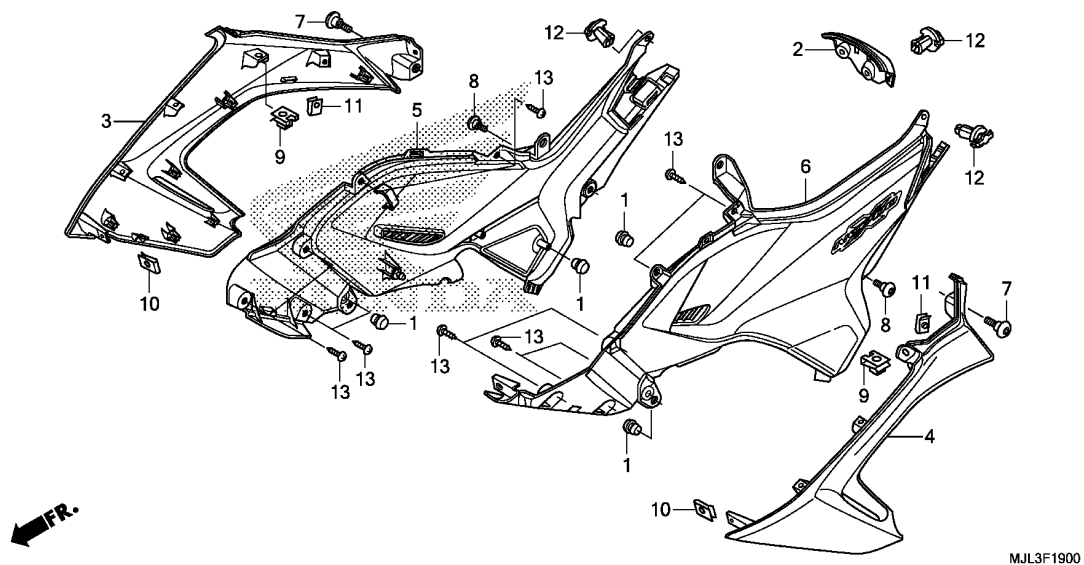
J 1



Ref. No.	L.O.N.	(Relative ref. Number) Description	F.R.T.
2	4131GL	COVER, SEAT :FRONT .....	0.1
5		(3)	
6	4111H9	COVER, SIDE :RIGHT .....	0.6
6		(4)	
	4111H8	COVER, SIDE :LEFT .....	0.6
	4111J0	COVER, SIDE :BOTH .....	0.8

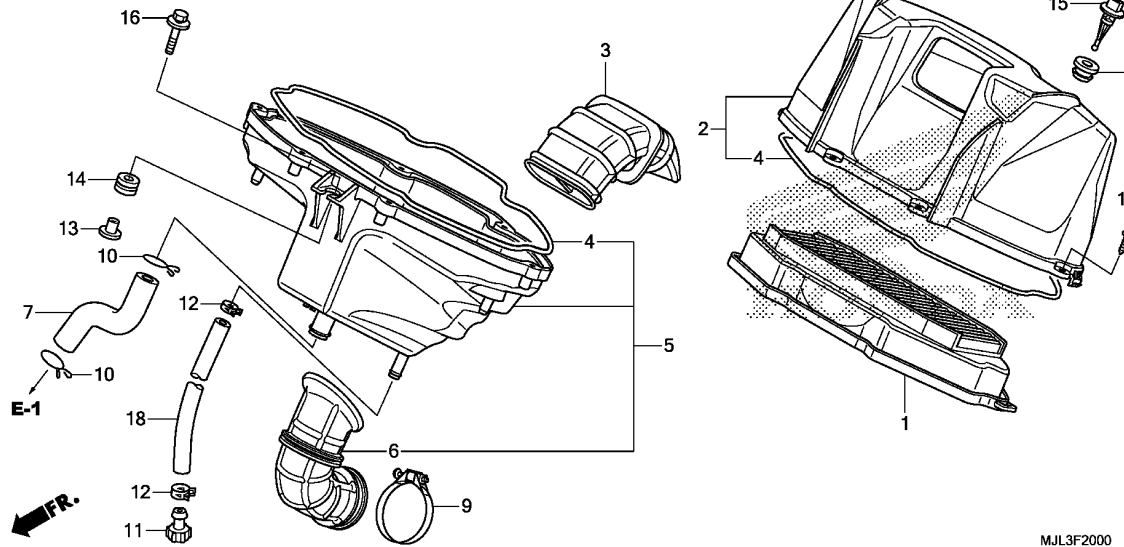
Ref. No.	Part No.	Description	Reqd. QTY				Serial No.	Parts catalogue code
			NC750 XE	NC750 XDE	NC700 XAE	NC700 XDE		
1	61112-727-000	RUBBER, TENSIONER ARM .....	4	4	4	4		
2	64375-MGS-D30ZH	COVER, SEAT FR.						
	*R305C*....CANDY ARCADIAN RED		1	1	1	1		
	64375-MGS-D30ZJ	*NHB54P*MAT PEARL GLARE WHITE	1	1	1	1		
	64375-MGS-D30ZK	*NHB01*.....GRAPHITE BLACK	1	1	1	1	----- 2ED,3ED,ED,RU	
	64375-MGS-D30ZL	*NHA95M*SWORD SILVER METALLIC	1	1	-	1	----- ED,KO	
3	64385-MGS-D30ZH	SHROUD, R.						
	*R305C*....CANDY ARCADIAN RED		1	1	1	1		
	64385-MJL-L30ZD	*NHB54P*MAT PEARL GLARE WHITE	1	1	1	1		
	64385-MGS-D30ZG	*NHB01*.....GRAPHITE BLACK	1	1	1	1	----- 2ED,3ED,ED,RU	
	64385-MGS-E30ZG	*NHA95M*SWORD SILVER METALLIC	1	1	-	1	----- ED,KO	
4	64395-MGS-D30ZH	SHROUD, L.						
	*R305C*....CANDY ARCADIAN RED		1	1	1	1		
	64395-MJL-L30ZD	*NHB54P*MAT PEARL GLARE WHITE	1	1	1	1		
	64395-MGS-D30ZG	*NHB01*.....GRAPHITE BLACK	1	1	1	1	----- 2ED,3ED,ED,RU	
	64395-MGS-E30ZG	*NHA95M*SWORD SILVER METALLIC	1	1	-	1	----- ED,KO	
5	83600-MJL-D30ZA	COVER SET, R. SIDE(WL)						
	*TYPE1*.....		1	1	1	-		
	83600-MGS-D30ZB	*TYPE1*.....	-	-	-	1		
6	83700-MJL-D30ZA	COVER SET, L. SIDE(WL)						
	*TYPE1*.....		1	1	1	-		
	83700-MGS-D30ZB	*TYPE1*.....	-	-	-	1		
7	90106-KBV-000	SCREW, PAN, 6X14 .....	2	2	2	2		
8	90114-MGE-000	SCREW, SPECIAL, 5X11 .....	2	2	2	2		
9	90305-GK8-000	NUT, CLIP, 6MM .....	2	2	2	2		

3



3

Ref. No.	Part No.	Description	Reqd. QTY				Serial No.	Parts catalogue code
			XE	NC750 XDE	XAE	NC700 XDE		
10	90320-GE2-760	NUT, SPRING, 5MM .....	2	2	2	2		
11	90677-KAN-961	NUT, CLIP, 5MM .....	2	2	2	2		
12	90683-GAZ-003	CLIP, TRIM .....	5	5	5	5		
13	93903-25280	SCREW, TAPPING, 5X12 .....	12	12	12	12		



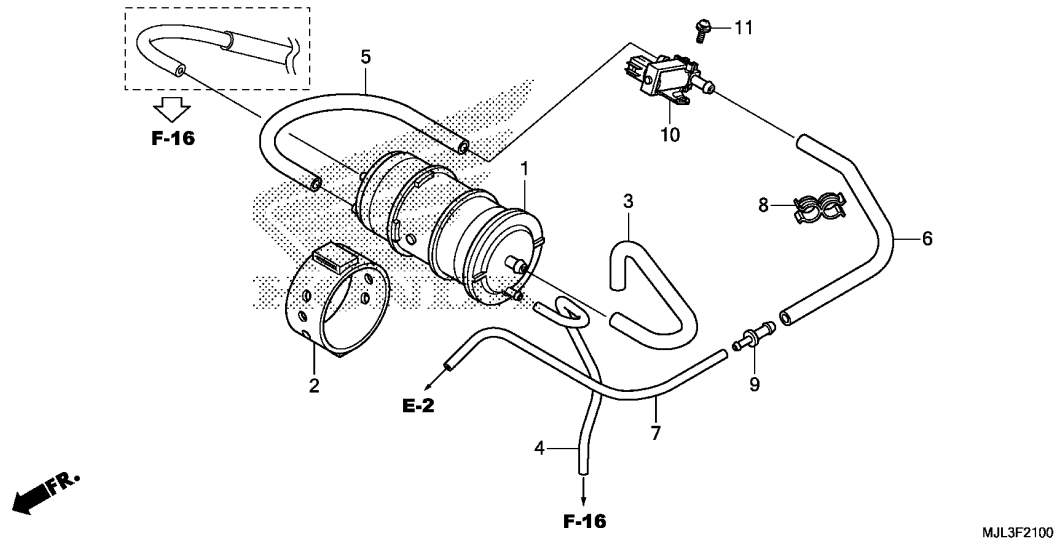
Ref. No.	L.O.N.	(Relative ref. Number) Description	F.R.T.
1		(4) ELEMENT, AIR CLEANER .....	0.3
2		(3) COVER, AIR CLEANER CASE .....	0.4
5		3121A5 CASE, AIR CLEANER .....	0.8
6		3121B6 TUBE, AIR CLEANER CONNECTING ..	0.9
15		617120 SENSOR, AIR TEMP .....	0.3

Ref. No.	Part No.	Description	Reqd. QTY				Serial No.	Parts catalogue code
			NC750 XE	NC750 XDE	NC700 XAE	NC700 XDE		
1	17210-MGS-D30	ELEMENT COMP., AIR CLEANER ..	1	1	1	1		
2	17220-MGS-D31	COVER SUB ASSY., AIR CLEANER	1	1	1	1		
3	17222-MGS-D31	DUCT, AIR CLEANER .....	1	1	1	1		
4	17223-MGS-D30	SEAL, AIR CLEANER .....	2	2	2	2		
5	17230-MGS-D31	CASE SUB ASSY., AIR CLEANER ..	1	1	1	-		
	17230-MGS-L31	.....	-	-	-	1		
6	17232-MGS-D31	TUBE, AIR CLEANER CONNECTING	1	1	1	-		
	17232-MGS-L31	.....	-	-	-	1		
7	17233-MGS-D30	TUBE, BREATHER .....	1	1	1	1		
8	17234-MGS-D30	GROMMET, TA SENSOR .....	1	1	1	1		
9	17235-MGS-D31	BAND, AIR CLEANER CONNECTING	1	1	1	1		
		TUBE(56)	1	1	1	1		
10	17236-MGS-D30	CLIP, BREATHER TUBE .....	2	2	2	2		
11	17237-MGS-D30	PLUG .....	1	1	1	1		
12	17238-MGS-D30	CLAMP, TUBE .....	2	2	2	2		
13	17239-MGS-D30	COLLAR, AIR CLEANER MOUNTING	1	1	1	1		
14	33712-KT1-670	RUBBER, TAILLIGHT .....	1	1	1	1		
15	37880-MCA-003	SENSOR ASSY., AIR TEMP .....	1	1	1	1		
16	93404-06025-08	BOLT-WASHER, 6X25 .....	1	1	1	1		
17	93903-25480	SCREW, TAPPING, 5X20 .....	6	6	6	6		
18	95003-23019-60	TUBE, VINYL, 8X12X190	1	1	1	1		
		(95003-23001-60M)	1	1	1	1		

F-21

CANISTER

J 4

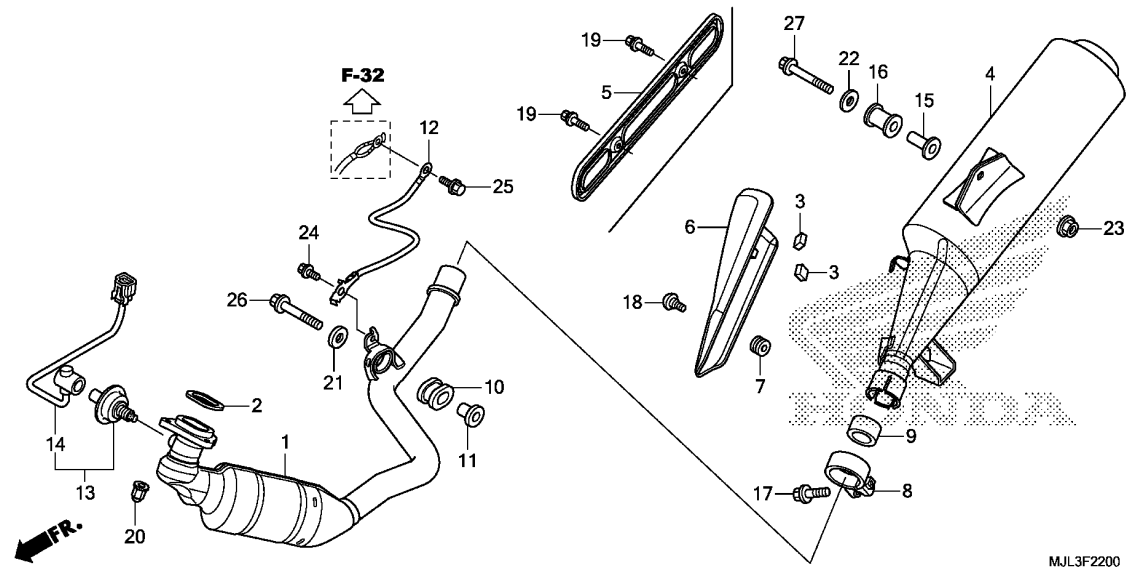


Ref. No.	L.O.N.	(Relative ref. Number) Description	F.R.T.
1	3141A4	CANISTER .....	1.3
10	3141A9	VALVE, PURGE CONTROL .....	1.1

MJL3F2100

3

Ref. No.	Part No.	Description	Reqd. QTY				Serial No.	Parts catalogue code
			NC750 XE	NC750 XDE	NC700 XAE	NC700 XDE		
1	17310-MGS-T71	CANISTER COMP. ....	-	1	-	-	-----	TH
2	17311-MGS-T70	RUBBER, CANISTER .....	-	1	-	-	-----	TH
3	17411-MGS-T50	TUBE, CANISTER OPEN AIR .....	-	1	-	-	-----	TH
4	17412-MGS-T50	TUBE, CANISTER DRAIN .....	-	1	-	-	-----	TH
5	17413-MGS-T50	TUBE(PCS-CANISTER) .....	-	1	-	-	-----	TH
6	17414-MGS-T50	TUBE, PURGE CONTROL SOLENOID JOINT	-	1	-	-	-----	TH
7	17415-MGS-T50	TUBE, JOINT .....	-	1	-	-	-----	TH
8	17450-KY7-740	CLIP, TUBE .....	-	1	-	-	-----	TH
9	19126-KM1-010	JOINT, TUBE .....	-	1	-	-	-----	TH
10	36162-PZA-003	VALVE, PURGE CONTROL SOLENOID	-	1	-	-	-----	TH
11	93892-05010-08	SCREW-WASHER, 5X10 .....	-	2	-	-	-----	TH



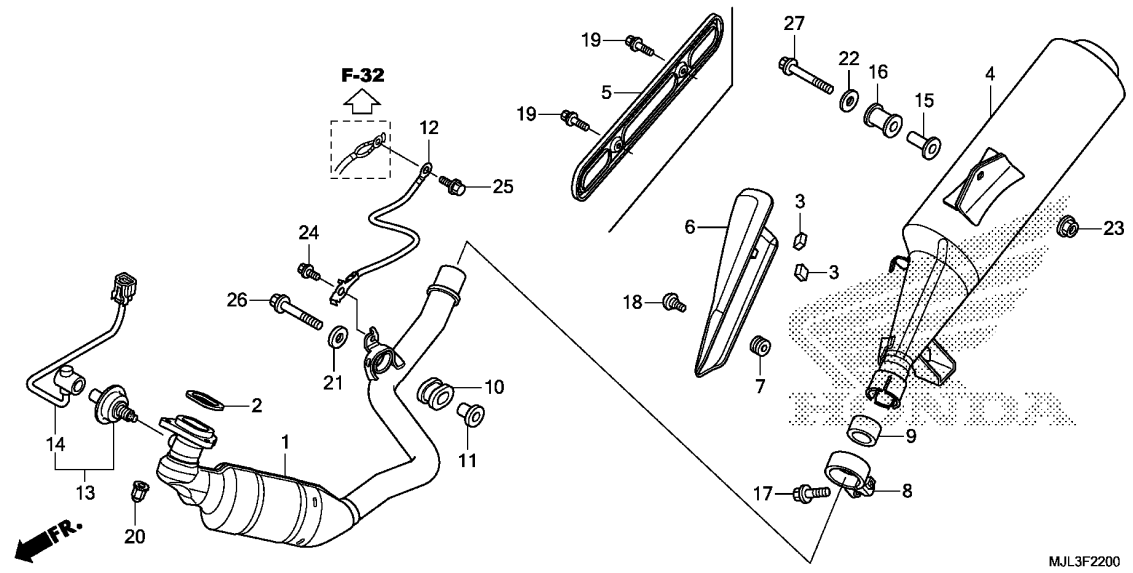
Ref. No.	L.O.N.	(Relative ref. Number) Description	F.R.T.
1	313110	PIPE, EXHAUST .....	0.3
2	3131B4	GASKET, EXHAUST PIPE .....	0.3
4	313120	MUFFLER .....	0.1
5	313121	PROTECTOR, MUFFLER .....	0.1
6	4111X4	COVER, MUFFLER .....	0.1
9	3131C4	GASKET, MUFFLER .....	0.1
13	617121	SENSOR, OXYGEN .....	0.5
14	6111P8	SUB CORD, OXYGEN SENSOR .....	0.1

MJL3F2200

Ref. No.	Part No.	Description	Reqd. QTY				Serial No.	Parts catalogue code
			NC750 XE	NC750 XDE	NC700 XAE	NC700 XDE		
1	18150-MJL-D31	PIPE COMP., EX. ....	1	1	1	-		
	18150-MGS-D33	.....	-	-	-	1		
2	18291-MGS-D31	GASKET, EX. PIPE .....	1	1	1	1		
3	18293-MCA-A20	RUBBER, PROTECTOR PACKING ...	2	2	2	2		
4	18310-MJL-D31	MUFFLER COMP. ....	1	1	1	-	----- 3ED,ED,KO,RU	
	18310-MJL-T51	.....	-	1	-	-	----- TH	
	18310-MGS-D31	.....	-	-	-	1		
5	18319-KGF-900	GUARD, PROTECTOR .....	-	1	-	-	----- TH	
6	18342-MGS-D31	COVER, MUFFLER .....	1	1	1	1		
7	18345-MBT-610	RUBBER, PROTECTOR MOUNTING ..	1	1	1	1		
8	18373-413-000	BAND, R. FR. MUFFLER .....	1	1	1	1		
9	18392-MK4-000	PACKING, MUFFLER .....	1	1	1	1		
10	18422-MFJ-D10	RUBBER, EX. PIPE MOUNTING ...	1	1	1	1		
11	18423-MGS-D30	COLLAR, EX. PIPE MOUNTING ...	1	1	1	1		
12	32200-MGS-D30	SUB HARNESS, OXYGEN SENSOR						
		EARTH	1	1	1	1		
13	36532-MGS-D31	SENSOR, OXYGEN .....	1	1	1	1		
14	36533-MGS-D31	CORD COMP., OXYGEN SENSOR ...	1	1	1	1		
15	50607-KK6-000	COLLAR, MOUNTING RUBBER .....	1	1	1	1		
16	50608-KV0-000	RUBBER, MUFFLER MOUNTING .....	1	1	1	1		
17	90103-KCM-620	BOLT, FLANGE, 8X35 .....	1	1	1	1		
18	90113-GFP-B00	SCREW, PAN, 6X12 .....	1	1	1	1		
19	90123-MGS-T70	BOLT-WASHER, 5X10 .....	-	2	-	-	----- TH	
20	90304-ME1-670	NUT, CAP, 8MM .....	3	3	3	3		
21	90501-819-000	WASHER, 8MM .....	1	1	1	1		

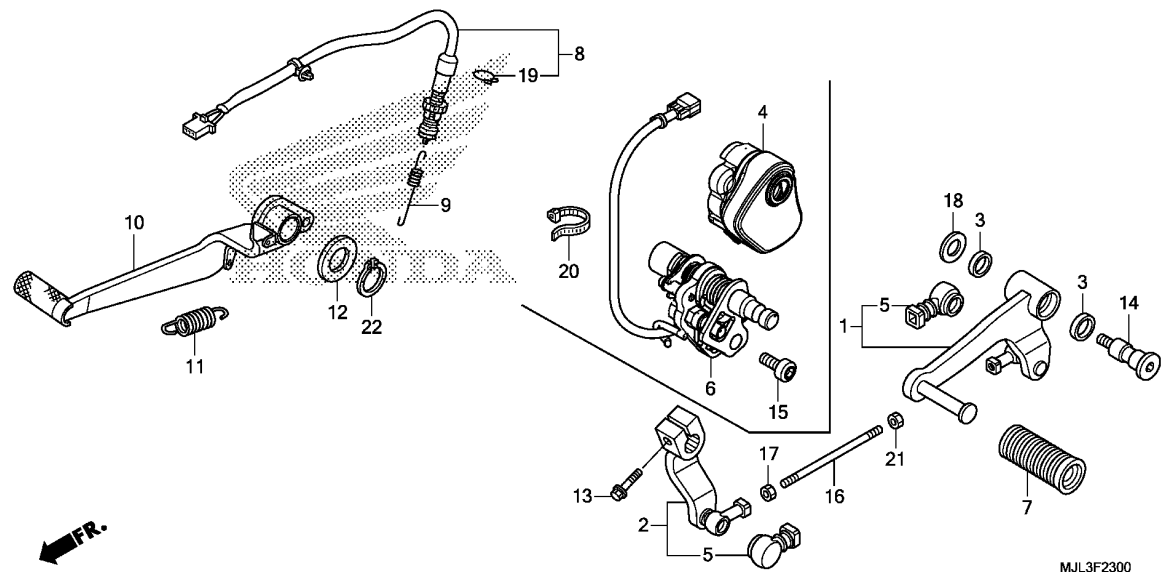






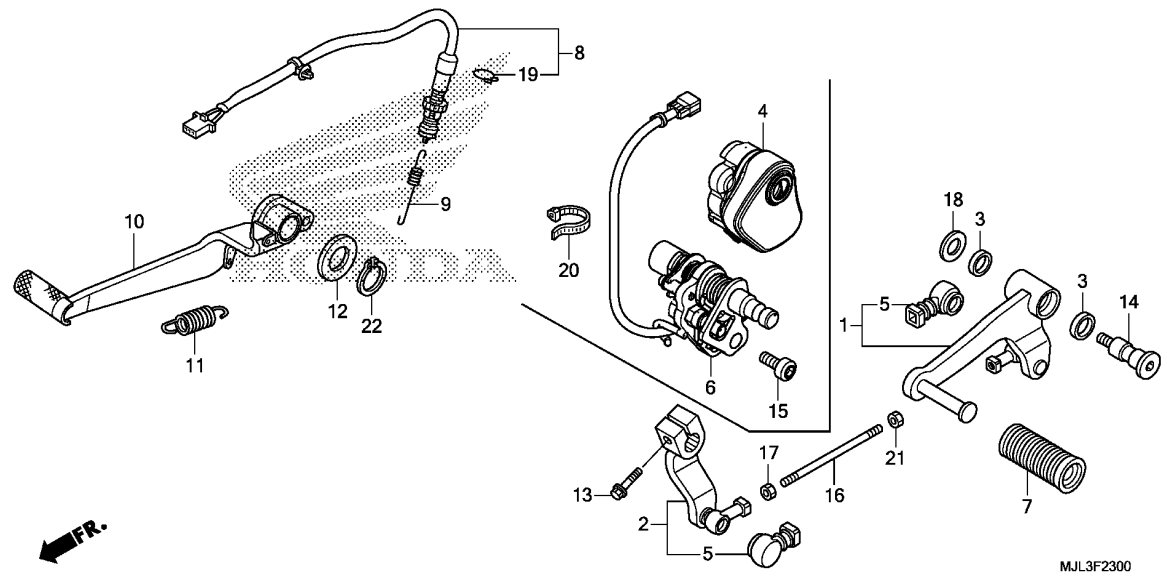
MJL3F2200

Ref. No.	Part No.	Description	Reqd. QTY				Serial No.	Parts catalogue code
			NC750 XE	NC750 XDE	NC700 XAE	NC700 XDE		
22	90534-MV4-000	WASHER, 8.5X28 .....	1	1	1	1		
23	94050-08080	NUT, FLANGE, 8MM .....	1	1	1	1		
24	95701-06012-00	BOLT, FLANGE, 6X12 .....	1	1	1	1		
25	95701-06012-00	BOLT, FLANGE, 6X12 .....	1	-	-	-		
	95701-06014-00	BOLT, FLANGE, 6X14 .....	-	1	1	1		
26	96300-08045-04	BOLT, FLANGE, 8X45 .....	1	1	1	1		
27	96300-08050-04	BOLT, FLANGE, 8X50 .....	1	1	1	1		

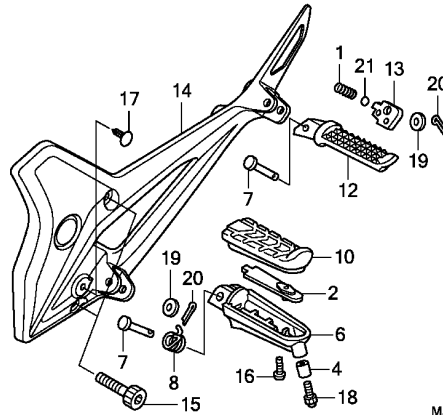
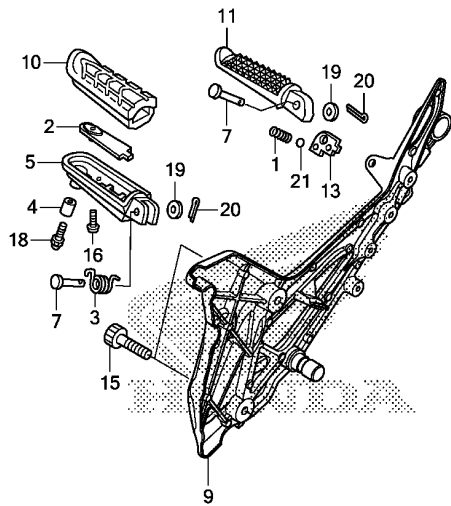


Ref. No.	L.O.N.	(Relative ref. Number) Description	F.R.T.
1		(3,16)	
4101A1		PEDAL, GEAR CHANGE .....	0.1
2		(16)	
4101A2		ARM, GEAR CHANGE .....	0.1
6	615125	SWITCH, GEAR CHANGE .....	0.4
8	6151B5	SWITCH, REAR STOP :PEDAL SIDE	0.8
10	810160	PEDAL, REAR BRAKE .....	0.2

Ref. No.	Part No.	Description	Reqd. QTY				Serial No.	Parts catalogue code
			XE	NC750 XDE	NC700 XAE	XDE		
1	24705-MGS-D30	PEDAL COMP., CHANGE .....	1	-	1	-	----- 3ED	
2	24710-MGS-D30	ARM COMP., CHANGE .....	1	-	1	-	----- 3ED	
	24706-MGS-D50	.....	-	1	-	-	----- 3ED	
3	24706-MK3-770	RUBBER, DUST SEAL .....	2	-	2	-	----- 3ED	
		.....	-	2	-	-	----- 3ED	
4	24715-MGS-D50	COVER, FOOT SHIFT .....	-	1	-	-	----- 3ED	
5	24724-MBW-D21	COVER, DUST .....	2	-	2	-	----- 3ED	
		.....	-	2	-	-	----- 3ED	
6	24750-MGS-D51	SWITCH UNIT, GEAR CHANGE ....	-	1	-	-	----- 3ED	
7	24781-KR3-770	RUBBER, GEAR CHANGE PEDAL ...	1	-	1	-	----- 3ED	
		.....	-	1	-	-	----- 3ED	
8	35350-MGS-D32	SWITCH ASSY., RR. STOP .....	1	1	1	1		
9	35357-MGS-D30	SPRING, STOP SWITCH .....	1	1	1	1		
10	46500-MGS-D30	PEDAL COMP., BRAKE .....	1	1	1	1		
11	46511-MV9-000	SPRING, BRAKE PEDAL .....	1	1	1	1		
12	50715-KE8-000	PLATE, PILLION STEP SIDE ....	1	1	1	1		
13	90010-MLO-720	BOLT, FLANGE, 6X20 .....	1	-	1	-	----- 3ED	
		.....	-	1	-	-	----- 3ED	
14	90115-KAF-000	BOLT, CHANGE PIVOT .....	1	-	1	-	----- 3ED	
		.....	-	1	-	-	----- 3ED	
15	90157-MF5-000	BOLT, SOCKET, 8X20 .....	-	2	-	-	----- 3ED	
		.....	-	2	-	-	----- 3ED	
16	90165-MGS-D30	BOLT A, TIE ROD .....	1	-	1	-	----- 3ED	
	90165-MGS-D50	.....	-	1	-	-	----- 3ED	

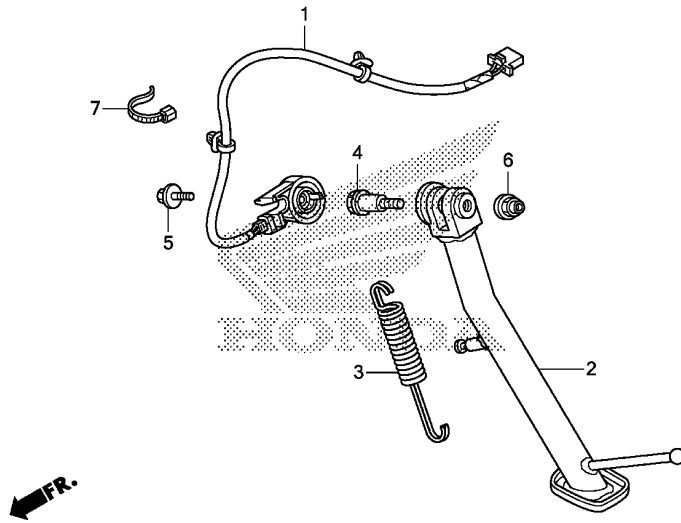


Ref. No.	Part No.	Description	Reqd. QTY				Serial No.	Parts catalogue code
			NC750 XE	NC750 XDE	NC700 XAE	NC700 XDE		
17	90201-KV3-700	NUT B, TIE ROD (LEFT HAND THREAD)	1	-	1	-		
18	90514-921-000	WASHER, 8MM	1	-	1	-	-----	3ED
19	90601-KAF-003	CLIP, SWITCH COVER	1	1	1	1	-----	3ED
20	90650-KV6-003	BAND, WIRE, 95MM	-	1	-	-	-----	3ED
21	94002-06020-0S	NUT, HEX., 6MM	1	-	1	-	-----	3ED
22	94511-19000	CIRCLIP, EXTERNAL, 19MM	1	1	1	1		



Ref. No.	L.O.N.	(Relative ref. Number) Description	F.R.T.
5	4101C6	BAR, MAIN STEP :RIGHT	0.2
6	4101C5	BAR, MAIN STEP :LEFT	0.2
	4101J1	BAR, MAIN STEP :BOTH	0.3
9	4101N2	HOLDER, STEP :RIGHT	0.7
10	4101D3	RUBBER, STEP :LEFT	0.1
	4101D4	RUBBER, STEP :RIGHT	0.1
	4101L8	RUBBER, STEP :BOTH	0.1
11	4101C8	BAR, PILLION STEP :RIGHT	0.1
12	4101C7	BAR, PILLION STEP :LEFT	0.1
	4101P4	BAR, PILLION STEP :BOTH	0.2
14	4101N1	HOLDER, STEP :LEFT	0.3
	4101N6	HOLDER, STEP :BOTH	1.0

Ref. No.	Part No.	Description	Reqd. QTY				Serial No.	Parts catalogue code
			XE	NC750 XDE	XAE	NC700 XDE		
1	28333-300-000	SPRING, KICK STARTER STOPPER	2	2	2	2		
2	50609-MBW-000	PLATE, STEP SETTING	2	2	2	2		
3	50617-445-840	SPRING, R. STEP RETURN	1	1	1	1		
4	50631-MGS-D30	COLLAR, 6X6.5	2	2	2	2		
5	50635-MGS-D30	ARM, R. MAIN STEP	1	1	1	1		
6	50636-MGS-D30	ARM, L. MAIN STEP	1	1	1	1		
7	50639-MFL-D20	PIN, STEP BAR	4	4	4	4		
8	50644-445-840	SPRING, L. STEP RETURN	1	1	1	1		
9	50650-MJL-D30	HOLDER, R. STEP	1	1	1	1		
10	50661-MBW-000	RUBBER, MAIN STEP	2	2	2	2		
11	50711-MGS-D30	ARM, R. PILLION STEP	1	1	1	1		
12	50712-MGS-D30	ARM, L. PILLION STEP	1	1	1	1		
13	50718-MN8-000	PLATE, PILLION STEP CLICK	2	2	2	2		
14	50750-MJL-D30	HOLDER, L. STEP	1	1	1	1		
15	90112-MBR-J10	BOLT, SOCKET, 8X34	4	4	4	4		
16	90118-MBW-000	BOLT, SPECIAL, 5X14	2	2	2	2		
17	90656-MGH-641	CLIP, BRUSH	-	1	-	1	----- 2ED,ED,RU,TH	
18	92501-06016-0A	BOLT, CAP, 6X16	2	2	2	2		
19	94102-08000	WASHER, PLAIN, 8MM	4	4	4	4		
20	94201-20150	PIN, SPLIT, 2.0X15	4	4	4	4		
21	96211-08000	BALL, STEEL, #8(1/4)	2	2	2	2		

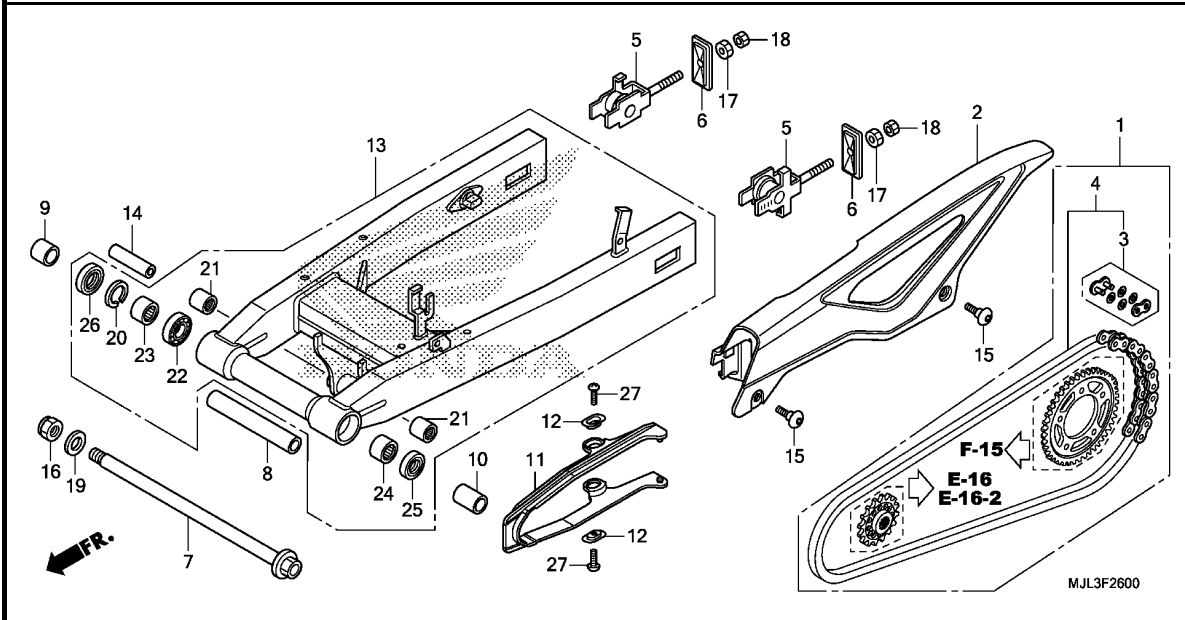


MJL3F2500

Ref. No.	L.O.N.	(Relative ref. Number) Description	F.R.T.
1	615195	SWITCH, SIDE STAND .....	0.8
2	410180	BAR, SIDE STAND .....	0.2
3	410182	SPRING, SIDE STAND .....	0.1

3

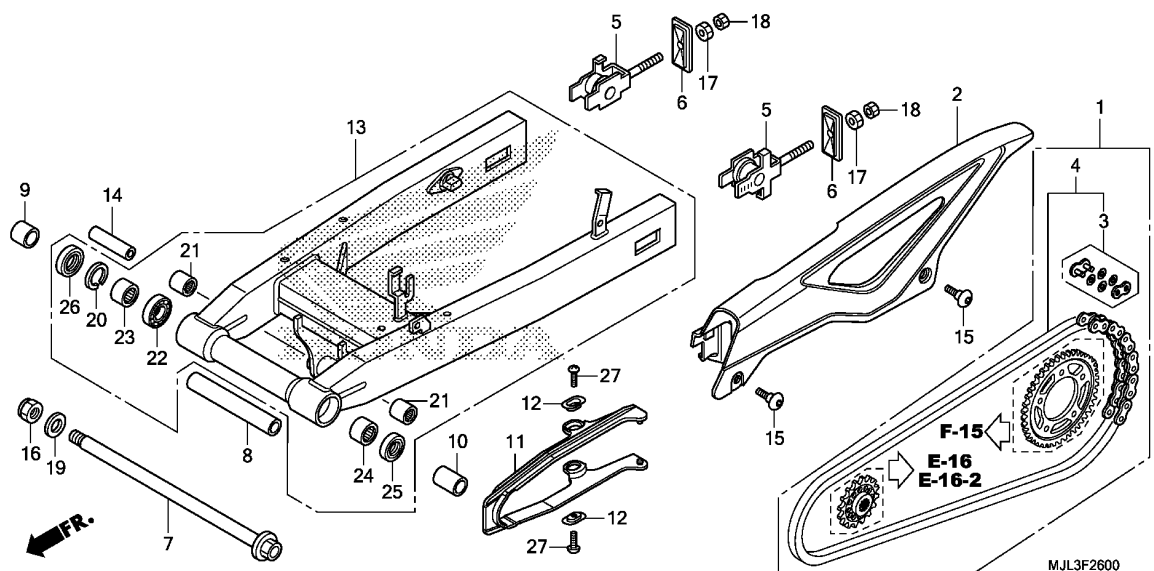
Ref. No.	Part No.	Description	Reqd. QTY				Serial No.	Parts catalogue code
			XE	NC750 XDE	XAE	NC700 XDE		
1	35700-MJH-Y01	SWITCH ASSY., SIDE STAND .....	1	-	1	-		
	35700-MGS-D30	.....	-	1	-	1		
2	50530-MGS-D30	BAR COMP., SIDE STAND .....	1	1	1	1	----- 2ED,3ED,ED,KO,RU	
	50530-MGS-D10	.....	-	1	-	-	----- TH	
3	50540-MFL-000	SPRING, SIDE STAND .....	1	1	1	1		
4	90108-MK6-670	BOLT, SIDE STAND PIVOT .....	1	1	1	1		
5	90147-MCE-950	BOLT, SPECIAL, 6X16 .....	1	1	1	1		
6	90203-MF9-710	NUT, SIDE STAND .....	1	1	1	1		
7	90650-KV6-003	BAND, WIRE, 95MM .....	1	1	1	1		



Ref. No.	L.O.N.	(Relative ref. Number) Description	F.R.T.
1	2131G4	CHAIN KIT, DRIVE .....	1.0
2	410195	CASE, DRIVE CHAIN .....	0.1
4	213165	CHAIN, DRIVE .....	0.5
11	4101E5	SLIDER, CHAIN .....	0.4
13	5121B0	SWINGARM ASSEMBLY .....	1.4
21	5121G9	BEARING, REAR CUSHION LINK PLATE .....	1.5
	5121G9B	.Replace 1 bearing add (23) .....	0.1
22	5121C9	BEARING, SWINGARM PIVOT :RIGHT .NOTE: Same time for two units .....	1.5
24	5121C8	BEARING, SWINGARM PIVOT :LEFT .....	1.7
	5121D0	BEARING, SWINGARM PIVOT :BOTH .....	1.7

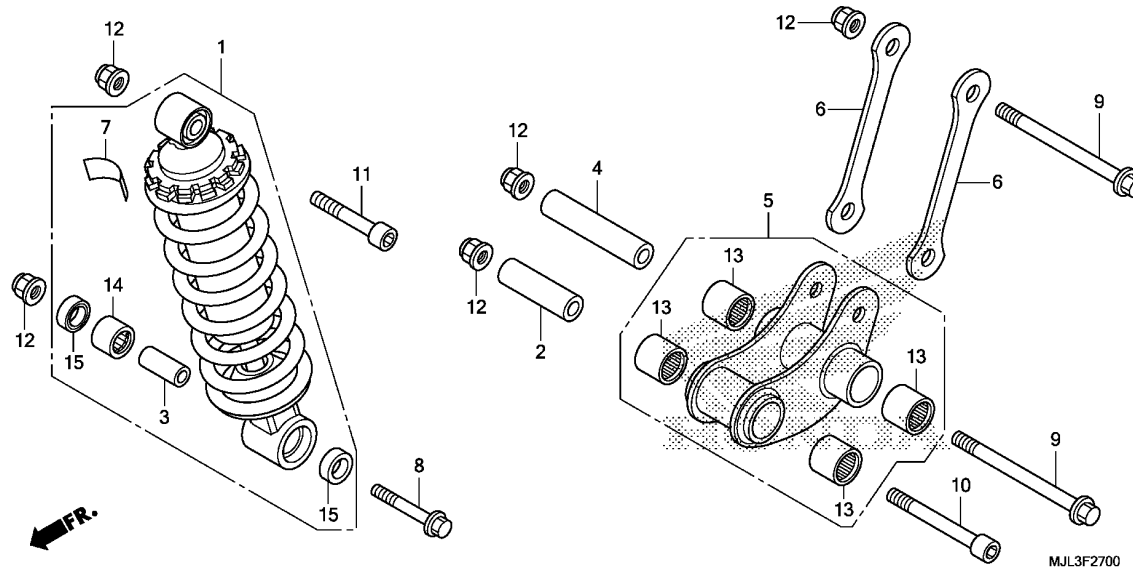
Ref. No.	Part No.	Description	Reqd. QTY				Serial No.	Parts catalogue code
			NC750 XE	NC750 XDE	NC700 XAE	NC700 XDE		
1	06406-MJL-D30	CHAIN KIT, DRIVE(520-17&43T) (STANDARD LINK 114L)	1	-	1	-	----- ED	
	06406-MJL-D70	CHAIN KIT, DRIVE(520-17&39T) (STANDARD LINK 112L)	-	1	-	1	----- 2ED,3ED,ED	
2	40510-MGS-D30	CASE, DRIVE CHAIN .....	1	1	1	1		
3	40531-MJF-A02	JOINT, DRIVE CHAIN(RK EXCEL)	1	1	1	1		
	40545-MGS-D31	JOINT, DRIVE CHAIN(DAIDO) ...	1	1	1	1		
4	40540-MGS-D31	CHAIN, DRIVE(DID520V0-120ZB) (STANDARD LINK 114L)	1	-	1	-		
	40540-MJF-A02	CHAIN, DRIVE(RK520KH0-120LJFZ) (STANDARD LINK 114L)	1	-	1	-		
	40540-MGS-D31	CHAIN, DRIVE(DID520V0-120ZB) (STANDARD LINK 112L)	-	1	-	1		
	40540-MJF-A02	CHAIN, DRIVE(RK520KH0-120LJFZ) (STANDARD LINK 112L)	-	1	-	1		
5	40543-MGS-D30	ADJUSTER, CHAIN .....	2	2	2	2		
6	40546-MGS-D30	CAP, SWINGARM END .....	2	2	2	2		
7	52101-MGS-D30	BOLT, SWINGARM PIVOT .....	1	1	1	1		
8	52141-MGS-D10	COLLAR, PIVOT DISTANCE CENTER	1	1	1	1		
9	52142-MGS-D10	COLLAR, R. PIVOT DISTANCE ...	1	1	1	1		
10	52143-MGS-D10	COLLAR, L. PIVOT DISTANCE ...	1	1	1	1		
11	52170-MGS-D30	SLIDER, CHAIN .....	1	1	1	1		
12	52171-KR6-000	WASHER, CHAIN SLIDER .....	2	2	2	2		
13	52200-MGS-D32	SWINGARM SUB ASSY., RR. ....	1	-	1	-		
	52200-MGS-D71	.....	-	1	-	1		
14	52463-MGS-D10	COLLAR B, CUSHION ARM .....	1	1	1	1		
15	90106-KBV-000	SCREW, PAN, 6X14 .....	2	2	2	2		





3

Ref. No.	Part No.	Description	Reqd. QTY				Serial No.	Parts catalogue code
			XE	NC750 XDE	XAE	NC700 XDE		
16	90301-MJF-A01	NUT, U, 18MM .....	1	1	1	1		
17	90302-MBZ-G00	NUT, HEX., 8MM .....	2	2	2	2		
18	90303-MBZ-G00	NUT, HEX., 8MM .....	2	2	2	2		
19	90401-MAS-000	WASHER, 20X31.5X2 .....	1	1	1	1		
20	90651-MEW-920	CIRCLIP, INTERNAL (37) .....	1	1	1	1		
21	91052-MGS-D31	BEARING, NEEDLE, 17X24X30 ...	2	2	2	2		
22	91054-MGS-D31	BEARING, BALL RADIAL, 20X37X9	1	1	1	1		
23	91055-MGS-D31	BEARING, NEEDLE, 30X37X20 ...	1	1	1	1		
24	91071-MR7-003	BEARING, NEEDLE .....	1	1	1	1		
25	91202-MR7-003	DUST SEAL, 28X37X4 .....	1	1	1	1		
26	91253-KZ3-861	DUST SEAL, 30X37X4 .....	1	1	1	1		
27	93901-25280	SCREW, TAPPING, 5X12 .....	2	2	2	2		



Ref. No.	L.O.N.	(Relative ref. Number) Description	F.R.T.
1	512115	CUSHION ASSY., REAR .....	0.8
5	512140	ARM, CUSHION .....	0.2
6	5121C4	PLATE, REAR CUSHION LINK .....	0.2
.NOTE: Same time for two units			
13	512146	BEARING, CUSHION ARM .....	0.4
	512146A	.Replace 1 bearing add .....	0.1
	5121D3	BEARING, CUSHION ARM .....	
		:FOR 1 VEHICLE .....	0.7
14	5121D1	BEARING, REAR CUSHION .....	1.0

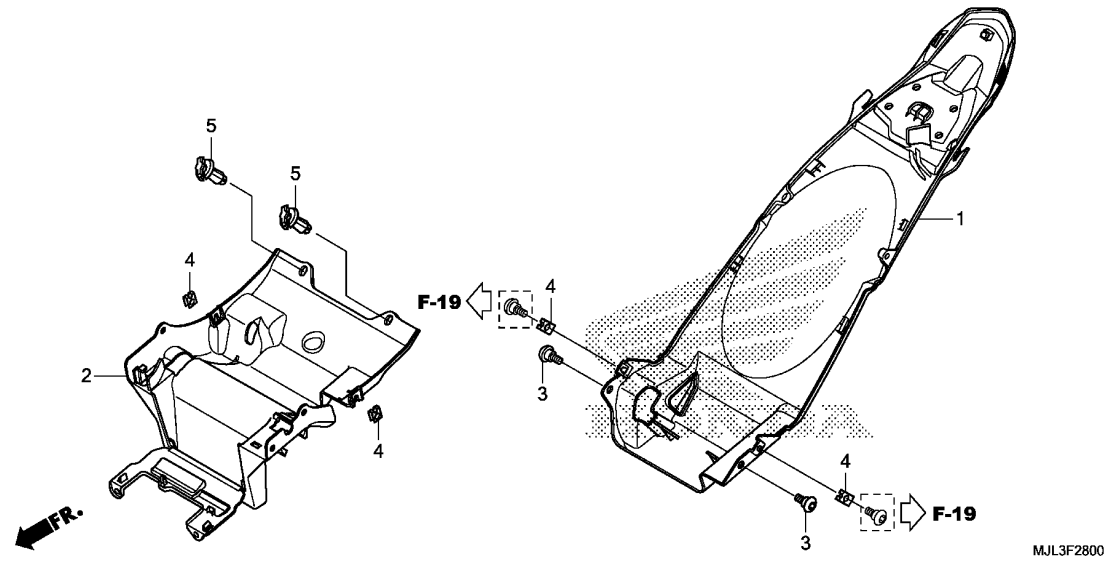
Ref. No.	Part No.	Description	Reqd. QTY				Serial No.	Parts catalogue code
			NC750 XE	NC750 XDE	NC700 XAE	NC700 XDE		
1	52400-MGS-D31	CUSHION ASSY., RR. (SHOWA) ...	1	1	1	1	-----2ED,3ED,ED,RU	
	52400-MJL-T51	.....	-	1	-	-	-----TH	
	52400-MGS-H81	.....	-	-	1	-	-----KO	
2	52462-MGS-D10	COLLAR A, CUSHION ARM .....	1	1	1	1		
3	52463-MAL-G00	COLLAR, CUSHION CONNECTING ROD	1	1	1	1		
4	52463-MGS-D10	COLLAR B, CUSHION ARM .....	1	1	1	1		
5	52465-MGS-D30	ARM SUB ASSY., CUSHION .....	1	1	1	1		
6	52471-MGS-D30	PLATE, CUSHION CONNECTING ...	2	2	2	2		
7	87516-MCA-G60	LABEL, RR. DAMPER (PICTOGRAPH)	1	1	1	1	-----2ED,3ED,ED,RU	
	87516-MGS-T70	LABEL, RR. DAMPER (THAI) .....	-	1	-	-	-----TH	
	87516-KFK-750	LABEL, RR. DAMPER (KOREAN) ...	-	-	1	-	-----KO	
8	90101-MBB-000	BOLT, FLANGE, 10X62 .....	1	1	1	1		
9	90102-MGS-D30	BOLT, FLANGE, 10X115 .....	2	2	2	2		
10	90110-MGS-D30	BOLT, SOCKET, 10X88 .....	1	1	1	1		
11	90111-MGS-D30	BOLT, SOCKET, 10X52 .....	1	1	1	1		
12	90304-GE8-003	NUT, U, 10MM (FUSE RASHI) ...	5	5	5	5		
13	91052-MGS-D31	BEARING, NEEDLE, 17X24X30 ...	4	4	4	4		
14	91071-KV3-005	BEARING, NEEDLE (KOYO) .....	1	1	1	1		
15	91262-KV3-831	DUST SEAL, 17X24X5 (ARAI) ...	2	2	2	2		



# F-28

# REAR FENDER

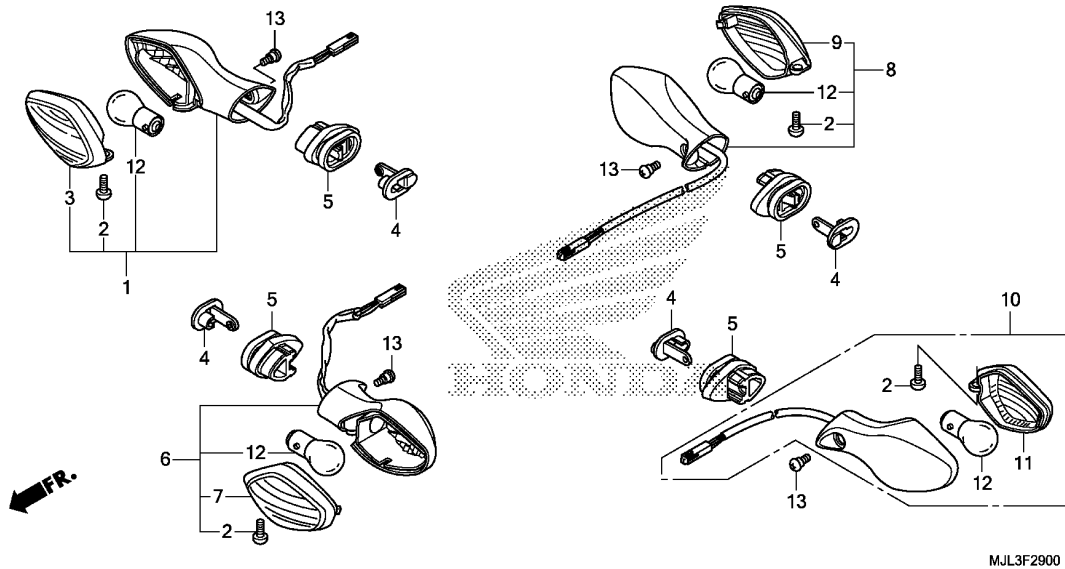
**J14**



Ref. No.	L.O.N.	(Relative ref. Number) Description	F.R.T.
1	413110	FENDER B, REAR .....	0.9
2	4101CQ	BOX, UNIT .....	1.6

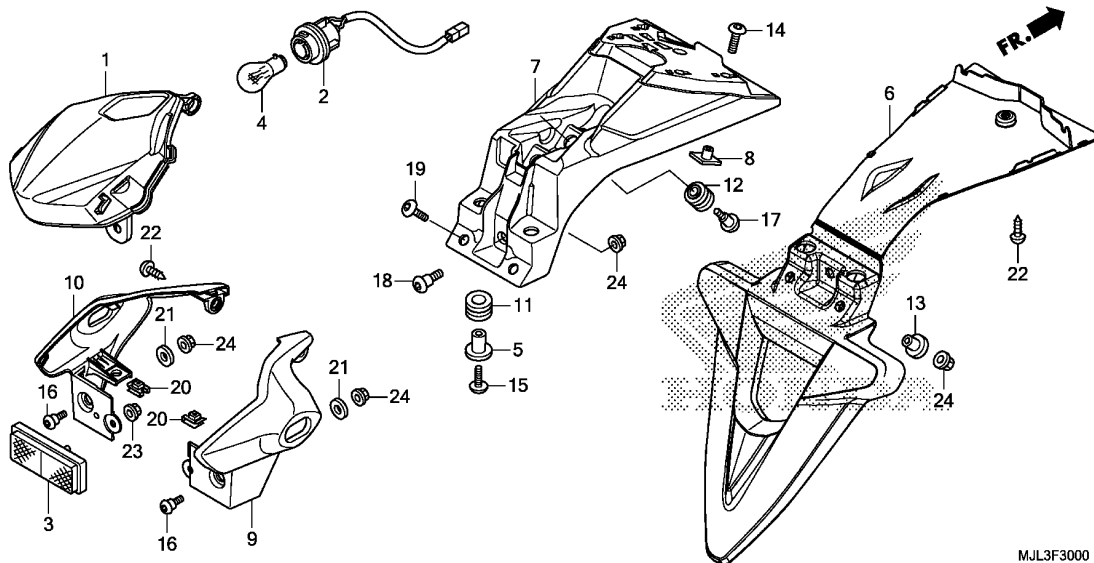
**3**

Ref. No.	Part No.	Description	Reqd. QTY				Serial No.	Parts catalogue code
			NC750 XE	NC750 XDE	NC700 XAE	NC700 XDE		
1	80110-MGS-D30ZB	FENDER B SET, RR.(WL) *TYPE1*	1	1	1	1		
2	81220-MGS-D30	BOX, PGM-FI UNIT .....	1	1	1	1		
3	90114-MGE-000	SCREW, SPECIAL, 5X11 .....	2	2	2	2		
4	90320-GC3-000	NUT, SPRING, 5MM .....	4	4	4	4		
5	90683-GAZ-003	CLIP, TRIM .....	2	2	2	2		



Ref. No.	L.O.N.	(Relative ref. Number) Description	F.R.T.
1	6161C4	WINKER :RIGHT FRONT .....	0.7
6	6161C3	WINKER :LEFT FRONT .....	0.7
	6161C5	WINKER :BOTH FRONT .....	0.9
8	6161C7	WINKER :RIGHT REAR .....	0.2
10	6161C6	WINKER :LEFT REAR .....	0.2
	6161C8	WINKER :BOTH REAR .....	0.3
12		(3,7,9,11)	
	616133	BULB, WINKER :FRONT .....	0.1
		.NOTE: Same time for two units	
	616139	BULB, WINKER :REAR .....	0.1
		.NOTE: Same time for two units	
	6161G0	BULB, WINKER :FOR 1 VEHICLE ..	0.2

Ref. No.	Part No.	Description	Reqd. QTY				Serial No.	Parts catalogue code
			XE	NC750 XDE	XAE	NC700 XDE		
1	33400-MGS-D31	WINKER ASSY., R. FR.(12V 21W)	1	1	1	1		
2	33402-MGS-D31	SCREW, SPECIAL, 4X10 .....	4	4	4	4		
3	33404-MGS-D31	LENS COMP., R. WINKER .....	1	1	1	1		
4	33412-MGS-D30	STAY, WINKER .....	4	4	4	4		
5	33413-MGS-D30	RUBBER, WINKER MOUNTING .....	4	4	4	4		
6	33450-MGS-D31	WINKER ASSY., L. FR.(12V 21W)	1	1	1	1		
7	33454-MGS-D31	LENS COMP., L. WINKER .....	1	1	1	1		
8	33600-MGS-D31	WINKER ASSY., R. RR.(12V 21W)	1	1	1	1		
9	33604-MGS-D31	LENS COMP., R. WINKER .....	1	1	1	1		
10	33650-MGS-D31	WINKER ASSY., L. RR.(12V 21W)	1	1	1	1		
11	33654-MGS-D31	LENS COMP., L. WINKER .....	1	1	1	1		
12	34904-KTE-920	BULB, WINKER(AMBER)(12V 21W) (PY21W)	4	4	4	4		
13	90380-MGS-D30	SCREW, SPECIAL, 6X8 .....	4	4	4	4		



Ref. No.	L.O.N.	(Relative ref. Number) Description	F.R.T.
1	6161D5	TAILLIGHT UNIT .....	0.3
2	6111B4	CORD, TAILLIGHT .....	0.2
4	6161G1	BULB, TAILLIGHT .....	0.1
6	6161N5	BRACKET, LICENSE LIGHT .....	0.2
7	4131M7	STAY, REAR FENDER .....	0.3
9	6161P2	COVER, TAILLIGHT :RIGHT .....	0.3
10	6161P1	COVER, TAILLIGHT :LEFT .....	0.3
	6161S5	COVER, TAILLIGHT :BOTH .....	0.4

MJL3F3000

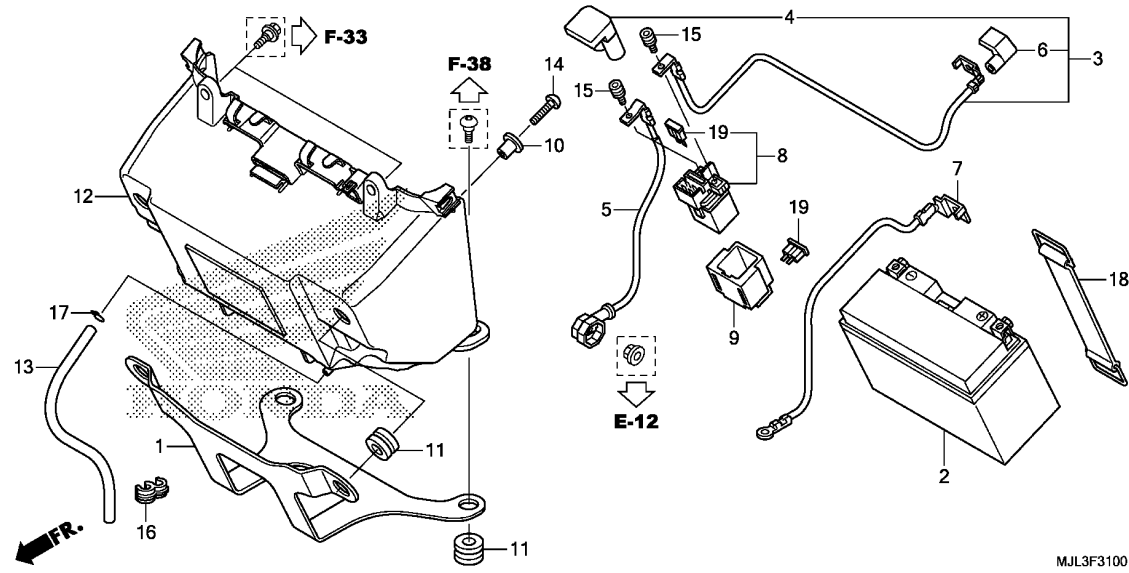
3

Ref. No.	Part No.	Description	Reqd. QTY				Serial No.	Parts catalogue code
			NC750 XE	NC750 XDE	NC700 XAE	NC700 XDE		
1	33703-MGS-D31	BASE COMP., TAILLIGHT .....	1	1	1	1		
2	33704-MJL-D30	CORD COMP., TAILLIGHT .....	1	1	1	1		
3	33741-MS6-921	REFLECTOR, REFLEX(STANLEY) ..	1	1	1	1		
4	34906-447-711	BULB, TAIL & STOP LIGHT (12V 21/5W)(STANLEY)	1	1	1	1		
5	77302-473-000	COLLAR, PILLION SEAT .....	2	2	2	2		
6	80100-MJJ-D30	FENDER A, RR. ....	1	1	1	1		
7	80101-MGS-D30	STAY A, FENDER .....	1	1	1	1		
8	80104-KJ2-000	NUT, RR. FENDER .....	4	4	4	4		
9	80115-MGS-D30	COVER, R. TAILLIGHT .....	1	1	1	1		
10	80116-MGS-D30	COVER, L. TAILLIGHT .....	1	1	1	1		
11	83545-KCJ-690	RUBBER, SIDE COVER .....	2	2	2	2		
12	83545-KZZ-900	RUBBER, TAILLIGHT MOUNTING ..	1	1	1	1		
13	90001-961-670	COLLAR, SIDE MOUNTING .....	2	2	2	2		
14	90085-KFB-000	BOLT, SPECIAL, 6X22 .....	4	4	4	4		
15	90085-MAJ-A20	BOLT, SPECIAL, 6X22 .....	2	2	2	2		
16	90106-KBV-000	SCREW, PAN, 6X14 .....	2	2	2	2		
17	90113-MGS-D30	SCREW, PAN, 6X16.5 .....	1	1	1	1		
18	90114-MCJ-000	SCREW, SPECIAL, 6X14 .....	1	1	1	1		
19	90115-MFL-D20	SCREW, PAN, 6X20 .....	2	2	2	2		
20	90305-GK8-000	NUT, CLIP, 6MM .....	2	2	2	2		
21	90525-030-000	WASHER B, HANDLE HOLDER SETTING	2	2	2	2		
22	93903-24320	SCREW, TAPPING, 4X12 .....	2	2	2	2		
23	94050-05000	NUT, FLANGE, 5MM .....	1	1	1	1		
24	94050-06080	NUT, FLANGE, 6MM .....	5	5	5	5		

# F-31

# BATTERY

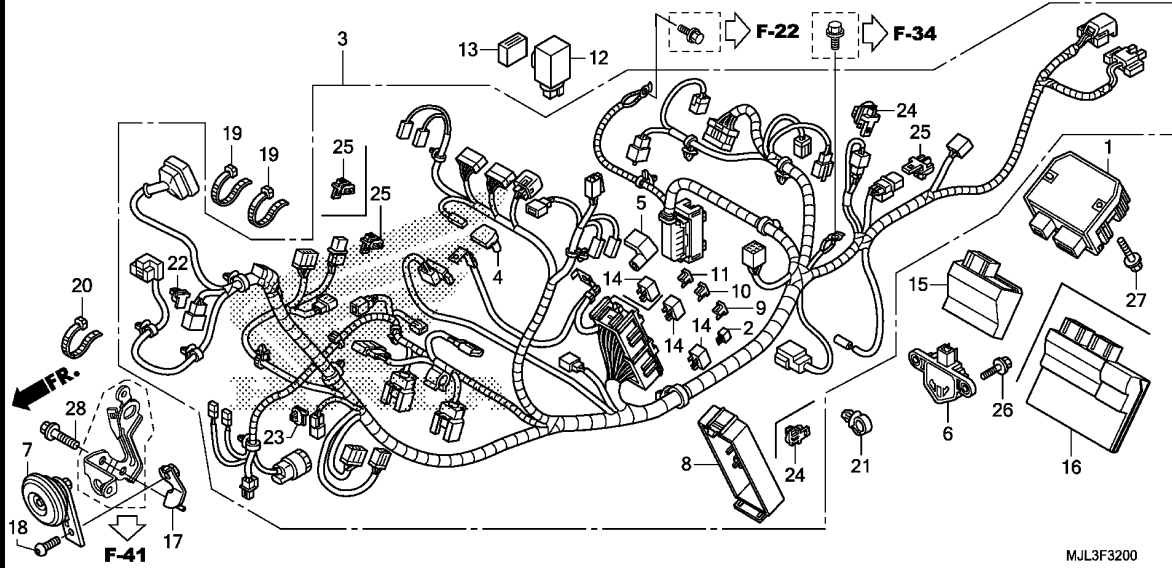
**K 1**



Ref. No.	L.O.N.	(Relative ref. Number) Description	F.R.T.
2	610100	BATTERY .....	0.2
3	610105	CABLE, POSITIVE BATTERY .....	0.3
5	612115	CABLE, STARTER MOTOR .....	0.2
7	610110	CABLE, NEGATIVE BATTERY .....	0.2
8	615113	SWITCH, STARTER MAGNETIC .....	0.3
12		(1)	
	410185	BOX, BATTERY .....	1.2
	410185A	.With canister add .....	0.1

Ref. No.	Part No.	Description	Reqd. QTY				Serial No.	Parts catalogue code
			NC750 XE	NC750 XDE	NC700 XAE	NC700 XDE		
1	17312-MGS-D30	STAY, BATTERY BOX .....	1	1	1	1	-----2ED,3ED,ED,KO,RU	
	17312-MGS-T50	STAY COMP., BATTERY BOX .....	-	1	-	-	-----TH	
2	31500-Z25-C61	BATTERY(YTZ14S)(GS YUASA) .....	1	1	1	-	-----3ED,ED,RU	
	31500-MGE-T21	.....	-	1	-	-	-----TH	
	31500-MBR-871	.....	-	-	1	-	-----KO	
	31500-MGS-D31	BATTERY(YTZ12S)(GS YUASA) .....	-	-	-	1		
3	32401-MJL-D30	CABLE, STARTER BATTERY .....	1	-	-	-		
4	32406-MGS-D31	COVER, STARTER MAGNETIC						
		TERMINAL	1	-	-	-		
5	32410-MGS-D50	CABLE, STARTER MOTOR .....	1	1	1	1		
6	32411-MGS-D31	COVER, BATTERY TERMINAL .....	1	-	-	-		
7	32601-MGS-D50	CABLE, BATTERY EARTH .....	1	1	1	1		
8	35850-MR5-007	SWITCH ASSY., STARTER MAGNETIC	1	1	1	1		
9	35856-KBG-007	RUBBER, SHOCK .....	1	1	1	1		
10	61101-MN4-000	COLLAR, FR. FENDER SETTING ..	2	2	2	2		
11	80105-028-000	CUSHION A, RR. FENDER .....	4	4	4	4		
12	81210-MGS-D30	BOX, BATTERY .....	1	1	1	1		
13	81212-MGS-D30	TUBE, BATTERY DRAIN .....	1	1	1	1		
14	90085-KFB-000	BOLT, SPECIAL, 6X22 .....	2	2	2	2		
15	90111-MR5-000	BOLT, SOCKET, 5X9 .....	2	2	2	2		
16	91599-SF0-003	CLAMP, WIRE HARNESS .....	1	1	1	1		
17	95002-50000	CLIP, TUBE(C9) .....	1	1	1	1		
18	95012-13001	BAND B2, BATTERY .....	1	1	1	1		
19	98200-33000	FUSE, BLADE(30A) .....	2	2	2	2		

**3**

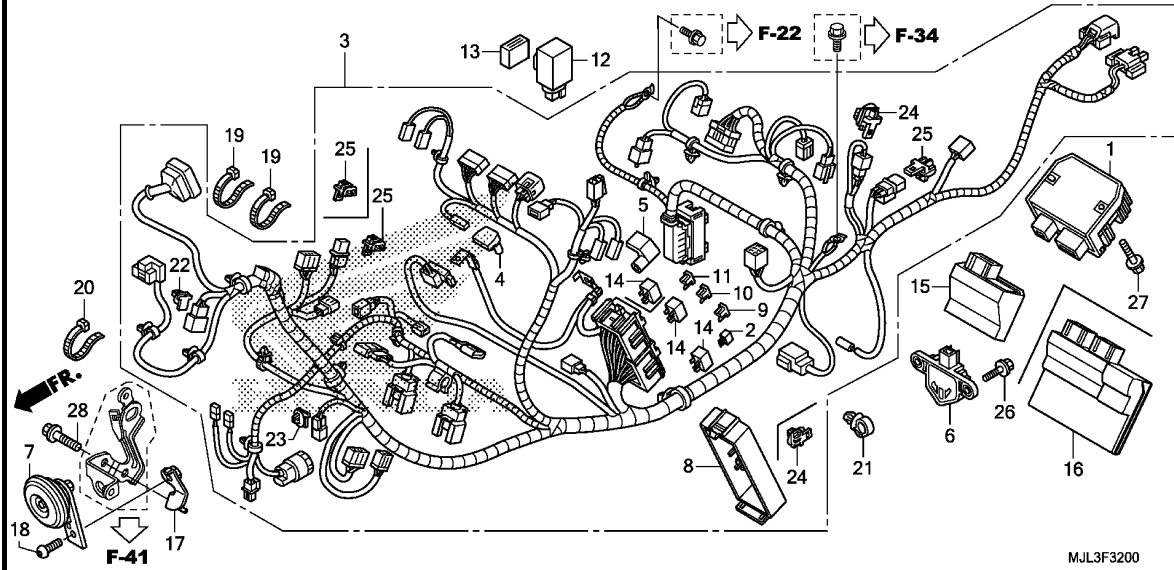


Ref. No.	L.O.N.	(Relative ref. Number) Description	F.R.T.
1	6131B2	RECTIFIER, REGULATE .....	1.0
3	611100	HARNESS, WIRE .....	3.5
6	617125	SENSOR, BANK ANGLE .....	1.1
7	616169	HORN .....	0.2
12	6111C3	RELAY, WINKER .....	0.3
14	6111C5	RELAY, STARTER .....	0.2
	6111D9	RELAY, FAN CONTROL .....	0.2
	6111E0	RELAY, FUEL CUT-OFF .....	0.2
15	618135	ENGINE CONTROL MODULE(ECM) ...	1.1
16	6181C6	POWER CONTROL MODULE(PCM) ....	1.2

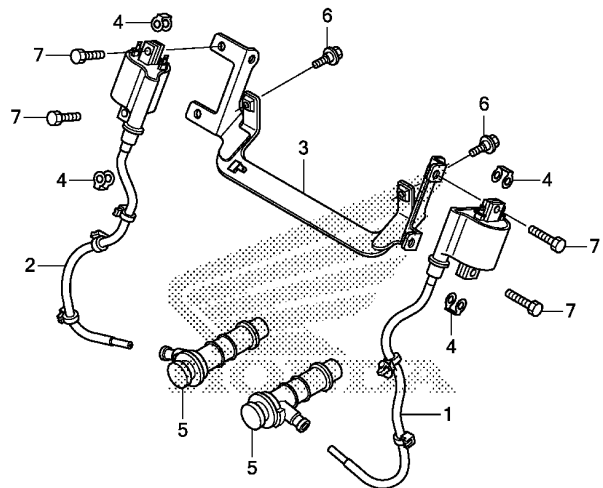
MJL3F3200

Ref. No.	Part No.	Description	Reqd. QTY				Serial No.	Parts catalogue code
			NC750 XE	NC750 XDE	NC700 XAE	NC700 XDE		
1	31600-MJJ-D71	RECTIFIER COMP., REGULATOR ..	1	1	1	1		
2	31730-MAS-601	DIODE ASSY., THREE WAY (SUMITOMO)	1	-	1	-		
3	32100-MJL-D30	HARNESS, WIRE .....	1	-	-	-		
	32100-MJL-D51	.....	-	1	-	1	----- 2ED,ED,RU	
	32100-MJL-M51	.....	-	1	-	-	----- 3ED	
	32100-MJL-T50	.....	-	1	-	-	----- TH	
	32100-MJL-D80	.....	-	-	1	-		
4	32406-MGS-D31	COVER, STARTER MAGNETIC TERMINAL	-	1	1	1		
5	32411-MGS-D31	COVER, BATTERY TERMINAL .....	-	1	1	1		
6	35160-MGS-D31	SENSOR ASSY., BANK ANGLE(M6)	1	1	1	1		
7	38110-MEE-013	HORN COMP.(HIGH) .....	1	1	1	1		
8	38201-MGS-D31	COVER, POWER BOX .....	1	1	1	1		
9	38221-SNA-A31	FUSE, BLADE(7.5A) .....	4	6	5	6		
10	38221-SNA-A51	FUSE, BLADE(15A) .....	4	4	4	4		
11	38221-SNA-A81	FUSE, BLADE(30A) .....	-	4	3	4		
12	38301-MEW-921	RELAY COMP., WINKER(MITSUBA)	1	1	1	1		
13	38306-KK4-000	SUSPENSION, WINKER RELAY (MITSUBA)	1	1	1	1		
14	38501-MEL-003	RELAY ASSY., POWER (MICRO ISO 4P)	2	3	2	3		
15	38770-MJL-D31	PGM-FI UNIT .....	1	-	1	-		
16	38770-MJL-M50	PGM-FI UNIT .....	-	1	-	-	----- 3ED	
	38770-MJL-D51	.....	-	1	-	-	----- ED,RU	
	38770-MJL-T51	.....	-	1	-	-	----- TH	

3



Ref. No.	Part No.	Description	Reqd. QTY				Serial No.	Parts catalogue code
			NC750 XE	NC750 XDE	NC700 XAE	NC700 XDE		
16)	38770-MJL-L51	PGM-FI UNIT .....	-	-	-	1		
17	50311-MGS-D31	STAY, HORN .....	1	1	1	1		
18	90128-MGS-D30	BOLT, SOCKET, 8X16 .....	1	1	1	1		
19	90650-KV6-003	BAND, WIRE, 95MM .....	2	2	2	2		
20	90652-KT1-771	BAND, WIRE(BLACK) .....	1	1	1	1		
21	90683-SA0-003	CLIP, WIRE HARNESS, 25MM ....	-	1	-	1		
22	91533-MGS-D30	CLIP, COUPLER(BLACK) .....	1	1	1	1		
23	91534-SWA-003	CLIP, COUPLER(DARK GRAY) ....	1	1	1	1		
24	91535-TA0-003	CLIP, COUPLER(DARK BROWN) ...	1	2	1	2		
25	91565-SEL-003	CLIP, COUPLER(BLACK) .....	2	3	2	3		
26	95701-06016-00	BOLT, FLANGE, 6X16 .....	2	2	2	2		
27	95701-06022-00	BOLT, FLANGE, 6X22 .....	2	2	2	2		
28	95701-08025-08	BOLT, FLANGE, 8X25 .....	1	1	1	1		



MJL3F3300

Ref. No.	L.O.N.	(Relative ref. Number) Description	F.R.T.
1	6141C8	COIL, IGNITION :LEFT .....	1.0
2	6141C9	COIL, IGNITION :RIGHT .....	1.1
	6141A5	COIL, IGNITION :FOR 1 VEHICLE	1.4

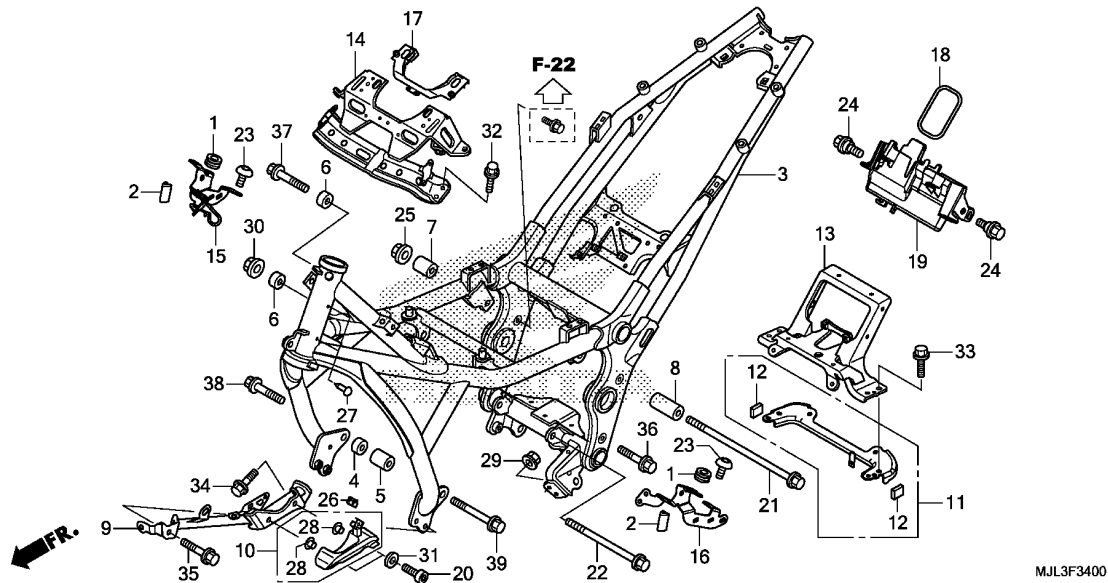
3

Ref. No.	Part No.	Description	Reqd. QTY				Serial No.	Parts catalogue code
			XE	NC750 XDE	XAE	NC700 XDE		
1	30511-MGS-D31	COIL COMP., IGNITION(1) .....	1	1	1	1		
2	30512-MGS-D31	COIL COMP., IGNITION(2) .....	1	1	1	1		
3	30515-MGS-D30	STAY COMP., IGNITION COIL ...	1	1	1	1		
4	30520-GFM-900	SPACER, IGNITION COIL .....	4	4	4	4		
5	30700-MGS-D31	CAP ASSY., NOISE SUPPRESSOR .	2	2	2	2		
6	90111-162-000	BOLT, FLANGE, 6MM .....	2	2	2	2		
7	92101-06022-4J	BOLT, HEX., 6X22 .....	4	4	4	4		

# F-34

# FRAME BODY

**K 5**

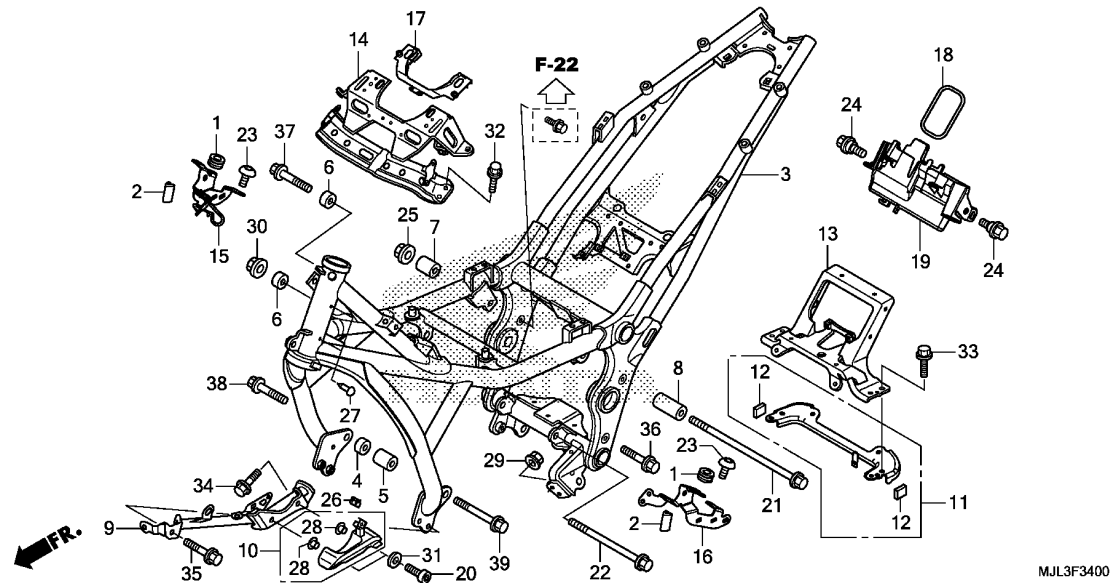


Ref. No.	L.O.N.	(Relative ref. Number) Description	F.R.T.
3	410100	BODY, FRAME ..... .INCLUDES: Engine removal and installation	8.8
9	410100B	.ABS add ..... (10)	1.0
	4101F5	GUARD, ENGINE :LEFT .....	0.2
11	3101G0	STAY, FUEL TANK FRONT .....	1.2
13	4101J6	PLATE, CENTER CROSS .....	1.1
14	4101V2	PLATE, REAR CROSS .....	0.6
19	6181C4	TRAY, CONTROL UNIT .....	0.8

Ref. No.	Part No.	Description	Reqd. QTY				Serial No.	Parts catalogue code
			NC750 XE	NC750 XDE	NC700 XAE	NC700 XDE		
1	17245-107-010	RUBBER, AIR CLEANER CASE MOUNTING	2	2	2	2		
2	17516-KCZ-000ZB	TRIM, FUEL TANK *NH1*.....BLACK	2	2	2	2		
3	50100-MJL-D30ZB	BODY COMP., FRAME *NH303M*	1	-	1	-		
	50100-MJL-D50ZB	*NH303M* MAT AXIS GRAY METALLIC	-	1	-	1		
4	50191-MGS-D10	COLLAR A, R. ENGINE HANGER ..	1	1	1	1		
5	50192-MGS-D10	COLLAR A, L. ENGINE HANGER ..	1	1	1	1		
6	50193-MGS-D10	COLLAR B, ENGINE HANGER .....	2	2	2	2		
7	50194-MGS-D10	COLLAR C, R. ENGINE HANGER ..	1	1	1	1		
8	50195-MGS-D10	COLLAR C, L. ENGINE HANGER ..	1	1	1	1		
9	50196-MGS-D50	PIPE COMP., GUARD .....	-	1	-	1		
10	50197-MGS-D50	COVER, MOTOR .....	-	1	-	1		
11	50230-MJL-D30	STAY SET, FR. TANK .....	1	1	1	1		
12	50233-MGS-D30	RUBBER, CROSS PLATE .....	2	2	2	2		
13	50234-MGS-D30	PLATE, CENTER CROSS .....	1	1	1	1	----- 2ED,3ED,ED,KO,RU	
	50234-MGS-T50	.....	-	1	-	-	----- TH	
14	50236-MGS-D30	PLATE B, CROSS .....	1	1	1	1		
15	50237-MJL-D30	STAY, R. AIR CLEANER CASE ...	1	1	1	1		
16	50238-MJL-D30	STAY, L. AIR CLEANER CASE ...	1	1	1	1		
17	50239-MGS-D30	RUBBER, CROSS PLATE .....	1	1	1	1		
18	80123-GN5-900	BAND, TOOL .....	1	1	1	1		
19	81230-MGS-D30	BOX, ELECTRIC CONTROL UNIT ..	1	1	1	1		

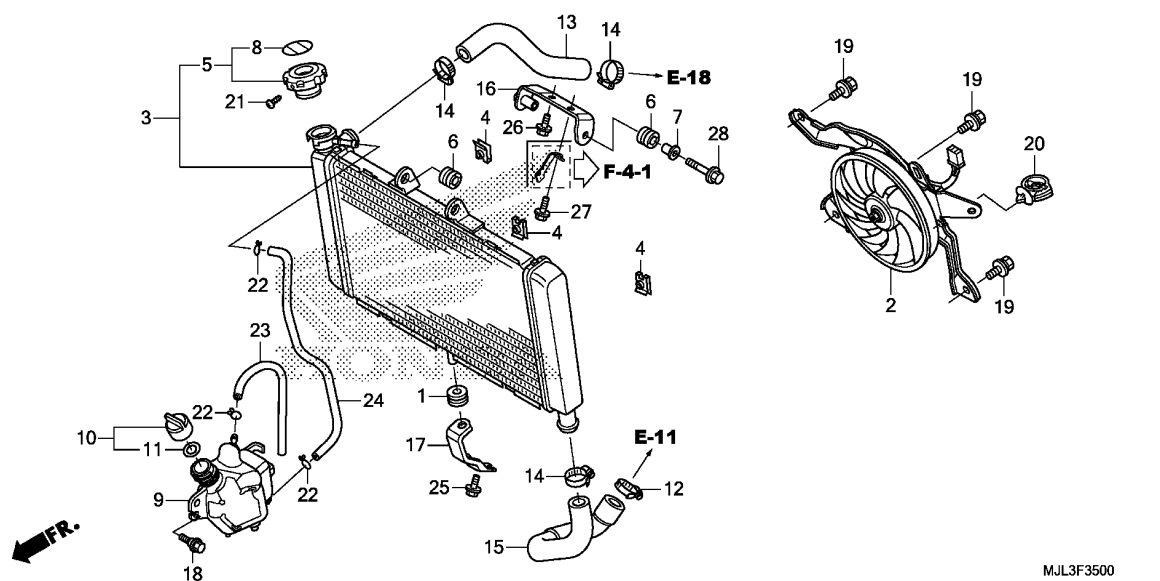
**3**





MJL3F3400

Ref. No.	Part No.	Description	Reqd. QTY				Serial No.	Parts catalogue code
			XE	NC750 XDE	XAE	NC700 XDE		
20	90102-MN8-700	BOLT, SOCKET, 8X25	-	2	-	2		
21	90103-MGS-D30	BOLT, FLANGE, 12X276	1	1	1	1		
22	90104-MGS-D30	BOLT, FLANGE, 12X168	1	1	1	1		
23	90106-KSE-000	SCREW, PAN, 6X12	2	2	2	2		
24	90111-162-000	BOLT, FLANGE, 6MM	2	2	2	2		
25	90364-MEJ-000	NUT, FLANGE, 12MM	1	1	1	1		
26	90677-KAN-961	NUT, CLIP, 5MM	-	1	-	1		
27	90841-001-000	SCREW, RIVET, 1.8X5	2	2	2	2	----- 2ED,3ED,ED,KO,TH	
28	91501-MGS-D30	COLLAR	-	2	-	2		
29	94050-08070	NUT, FLANGE, 8MM	-	2	-	2		
30	94050-12000	NUT, FLANGE, 12MM	1	1	1	1		
31	94101-08700	WASHER, PLAIN, 8MM	-	2	-	2		
32	95701-06012-08	BOLT, FLANGE, 6X12	4	4	4	4		
33	95701-06022-08	BOLT, FLANGE, 6X22	4	4	4	4		
34	95701-08020-07	BOLT, FLANGE, 8X20	-	2	-	2		
35	95701-08022-08	BOLT, FLANGE, 8X22	-	1	-	1		
36	95701-12035-08	BOLT, FLANGE, 12X35	1	1	1	1		
37	95701-12045-08	BOLT, FLANGE, 12X45	1	1	1	1		
38	95701-12055-08	BOLT, FLANGE, 12X55	1	1	1	1		
39	95701-12080-08	BOLT, FLANGE, 12X80	1	1	1	1		

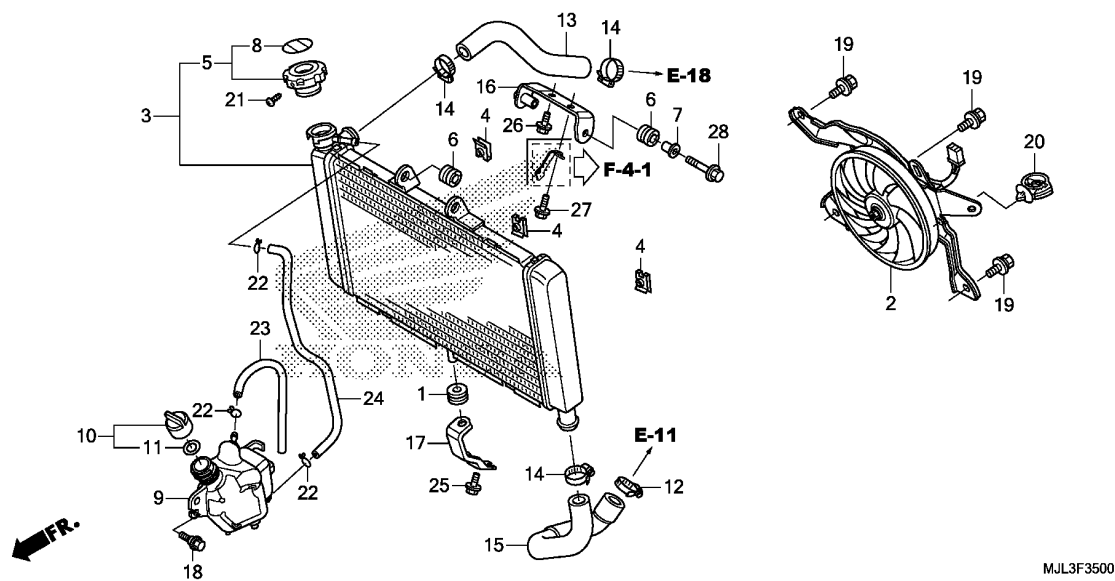


MJL3F3500

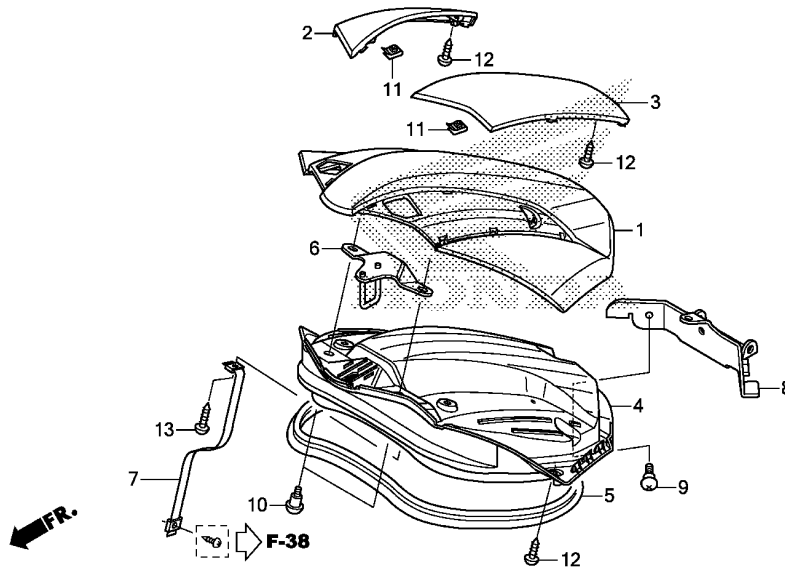
Ref. No.	L.O.N.	(Relative ref. Number) Description	F.R.T.
2	1151H7	COOLING FAN ASSEMBLY .....	0.8
3	1151C3	RADIATOR .....	0.7
5	1151B8	CAP, RADIATOR .....	0.1
9	115110	TANK, RADIATOR RESERVE .....	0.4
13	115103	HOSE, RADIATOR :UPPER .....	0.4
15	115104	HOSE, RADIATOR :LOWER .....	0.4
24	1151E5	TUBE, RADIATOR RESERVE TANK ..	0.4

Ref. No.	Part No.	Description	Reqd. QTY				Serial No.	Parts catalogue code
			NC750 XE	NC750 XDE	NC700 XAE	NC700 XDE		
1	17622-GB7-900	RUBBER, CUSHION .....	1	1	1	1		
2	19006-MGS-D31	SHROUD ASSY. ....	1	1	1	1		
3	19010-MGS-D31	RADIATOR COMP. ....	1	1	1	1	----- 2ED,3ED,ED,RU	
	19010-MGS-T51	.....	-	1	-	-	----- TH	
	19010-MGS-H81	.....	-	-	1	-	----- KO	
4	19014-KEA-003	NUT, SETTING(6MM) .....	3	3	3	3		
5	19045-MFF-A51	CAP COMP., RADIATOR .....	1	1	1	1	----- 2ED,3ED,ED,RU	
	19045-MGS-T51	.....	-	1	-	-	----- TH	
	19045-KFK-750	.....	-	-	1	-	----- KO	
6	19051-MGS-D30	RUBBER, RADIATOR MOUNTING ...	2	2	2	2		
7	19052-MGH-640	COLLAR, RADIATOR MOUNTING ...	1	1	1	1		
8	19055-KPC-871	SEAL, RADIATOR CAP(PICTOGRAPH)	1	1	1	1	----- 2ED,3ED,ED,RU	
	19055-KPP-T01	SEAL, RADIATOR CAP .....	-	1	-	-	----- TH	
	19055-MBR-870	SEAL, RADIATOR CAP(KOREAN) ..	-	-	1	-	----- KO	
9	19101-MGS-D30	TANK COMP., RADIATOR RESERVE	1	1	1	1		
10	19106-GET-000	CAP ASSY., RESERVE TANK .....	1	1	1	1		
11	19107-GET-000	PACKING, RESERVE TANK .....	1	1	1	1		
12	19504-MGP-000	CLAMP, WATER HOSE, 35MM .....	1	1	1	1		
13	19505-MGS-D30	HOSE, RADIATOR UPPER .....	1	1	1	1		
14	19505-ML3-770	CLAMPER, WATER HOSE .....	3	3	3	3		
15	19506-MGS-D30	HOSE, RADIATOR LOWER .....	1	1	1	1		
16	19515-MGS-D30	STAY, RADIATOR UPPER .....	1	1	1	1		
17	19516-MGS-D30ZA	STAY, RADIATOR LOWER						
	*NH303M*							
		MAT AXIS GRAY METALLIC	1	1	1	1		
18	90111-162-000	BOLT, FLANGE, 6MM .....	1	1	1	1		



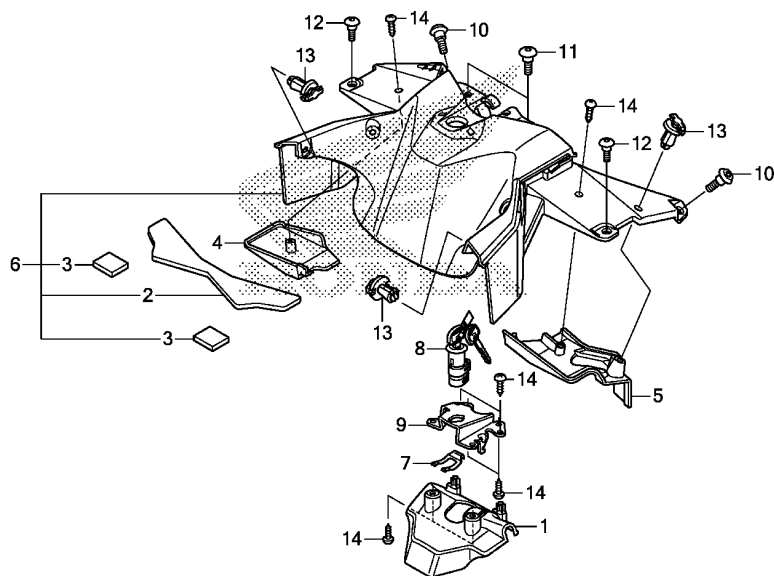


Ref. No.	Part No.	Description	Reqd. QTY				Serial No.	Parts catalogue code
			NC750 XE	NC750 XDE	NC700 XAE	NC700 XDE		
19	90120-GHB-601	BOLT-WASHER, 6X12 .....	3	3	3	3		
20	90683-MGC-920	CLIP, HARNESS .....	1	1	1	1		
21	93901-22180	SCREW, TAPPING, 3X8 .....	1	1	1	1		
22	95002-02100	CLIP, TUBE (B10) .....	3	3	3	3		
23	95005-55250-20	TUBE, 5.3X250 (95005-55001-20M)	1	1	1	1		
24	95005-55580-20	TUBE, 5.3X580 (95005-55001-20M)	1	1	1	1		
25	95701-06014-02	BOLT, FLANGE, 6X14 .....	1	1	1	1		
26	95701-06014-08	BOLT, FLANGE, 6X14 .....	1	1	1	1		
27	95701-06014-08	BOLT, FLANGE, 6X14 .....	1	-	-	-		
	95701-06018-08	BOLT, FLANGE, 6X18 .....	-	1	1	1		
28	95701-06025-08	BOLT, FLANGE, 6X25 .....	1	1	1	1		



Ref. No.	L.O.N.	(Relative ref. Number) Description	F.R.T.
1	(2,3,4)		
4121D5		LID, LUGGAGE BOX .....	0.2
8 4131H4		HINGE, SHELTER LID .....	0.9

Ref. No.	Part No.	Description	Reqd. QTY				Serial No.	Parts catalogue code
			NC750 XE	NC700 XDE	XAE	XDE		
1	64101-MGS-D30ZH	LID A, LUGGAGE						
		*R305C*.....CANDY ARCADIAN RED	1	1	1	1		
	64101-MGS-D30ZJ	*NHB54P*MAT PEARL GLARE WHITE	1	1	1	1		
	64101-MGS-D30ZK	*NHB01*.....GRAPHITE BLACK	1	1	1	1	----- 2ED,3ED,ED,RU	
	64101-MGS-D30ZL	*NHA95M*SWORD SILVER METALLIC	1	1	-	1	----- ED,KO	
2	64102-MGS-D30ZA	LID B, R. LUGGAGE						
		*NH1*.....BLACK	1	1	1	1		
3	64103-MGS-D30ZA	LID B, L. LUGGAGE						
		*NH1*.....BLACK	1	1	1	1		
4	64105-MGS-D30	LID, LUGGAGE INNER .....	1	1	1	1		
5	64106-MGS-D30	SEAL, SHELTER LID .....	1	1	1	1		
6	64107-MGS-D30	PLATE, LID LOCK .....	1	1	1	1		
7	81280-MGS-D30	BAND, LUGGAGE STOPPER .....	1	1	1	1		
8	82121-MGS-D30	HINGE, LID .....	1	1	1	1		
9	90106-KBV-000	SCREW, PAN, 6X14 .....	3	3	3	3		
10	90113-MGS-D30	SCREW, PAN, 6X16.5 .....	2	2	2	2		
11	90305-GK8-000	NUT, CLIP, 6MM .....	2	2	2	2		
12	93903-24380	SCREW, TAPPING, 4X12 .....	8	8	8	8		
13	93903-24480	SCREW, TAPPING, 4X16 .....	1	1	1	1		



FR.

MJL3F3700

Ref. No.	L.O.N.	(Relative ref. Number) Description	F.R.T.
6	(4,5)		
4131Z7		COVER, CENTER .....	0.2
8	(1,9)		
4131F2		KEY, SEAT LOCK .....	0.3

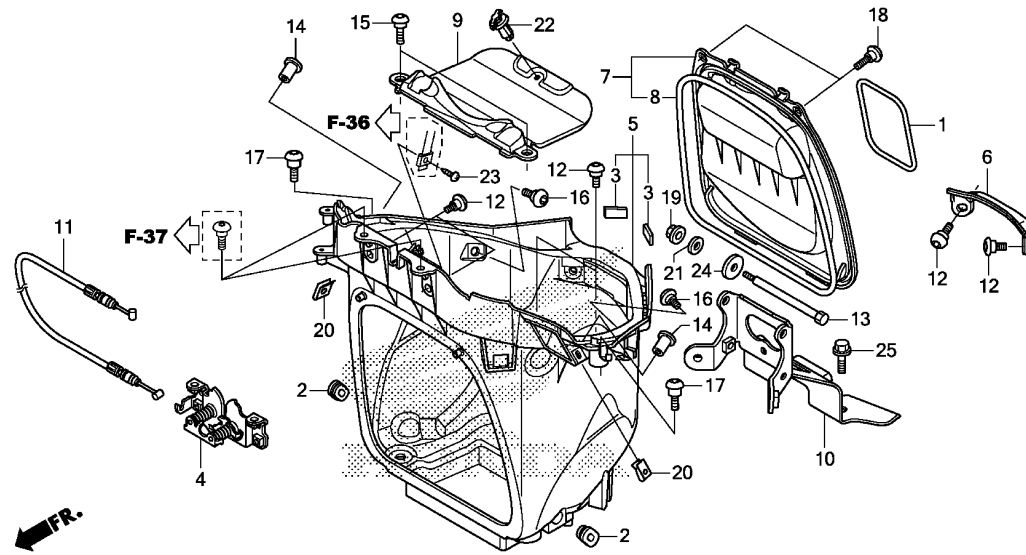
3

Ref. No.	Part No.	Description	Reqd. QTY				Serial No.	Parts catalogue code
			NC750 XE	NC750 XDE	NC700 XAE	NC700 XDE		
1	64502-MGS-D30	COVER, INNER CENTER .....	1	1	1	1		
2	64503-MGS-D30	MAT, CENTER COVER .....	1	1	1	1		
3	64504-MGS-D30	SEAL, CENTER COVER .....	2	2	2	2		
4	64507-MGS-B30	COVER, R. CABLE UNDER .....	1	1	1	1		
5	64508-MGS-B30	COVER, L. CABLE UNDER .....	1	1	1	1		
6	64510-MGS-D31ZA	COVER, ASSY., CENTER *NH1*.....BLACK	1	1	1	1		
7	75581-GN8-920	SPRING, LOCK KEY SETTING .....	1	1	1	1		
8	77239-MGS-D31	KEY, SEAT LOCK .....	1	1	1	1		
9	81331-MGS-D30	STAY, KEY LOCK .....	1	1	1	1		
10	90105-MBY-000	SCREW, SPECIAL, 5X17 .....	2	2	2	2		
11	90106-KBV-000	SCREW, PAN, 6X14 .....	2	2	2	2		
12	90114-MGE-000	SCREW, SPECIAL, 5X11 .....	2	2	2	2		
13	90683-GAZ-003	CLIP, TRIM .....	3	3	3	3		
14	93903-25280	SCREW, TAPPING, 5X12 .....	8	8	8	8		

# F-38

# LUGGAGE BOX

**K11**



Ref. No.	L.O.N.	(Relative ref. Number) Description	F.R.T.
4	4131GK	CATCH, LID .....	0.2
5	412102	BOX, LUGGAGE .....	1.0
7	413185	COVER, MAINTENANCE .....	0.1
10	4131GG	BRACKET, HINGE .....	0.8
11	4111H7	CABLE, COWL LID LOCK .....	0.2

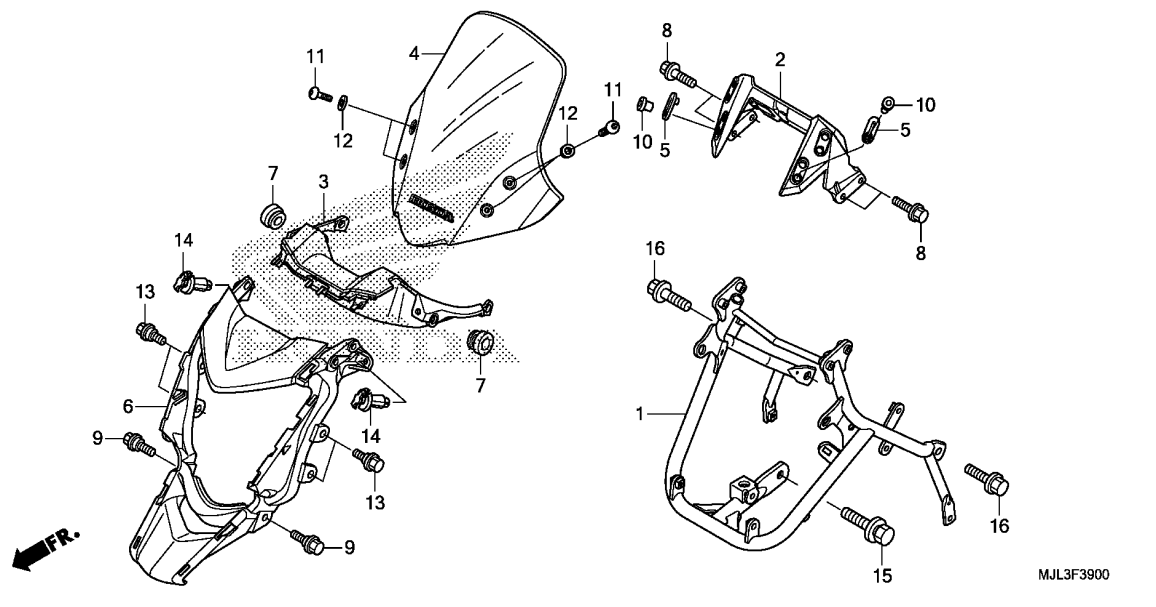
Ref. No.	Part No.	Description	Reqd. QTY				Serial No.	Parts catalogue code
			NC750 XE	NC750 XDE	NC700 XAE	NC700 XDE		
1	50290-MZ7-000	BAND, U-LOCK .....	1	1	1	1		
2	64266-MG9-770	GROMMET, SPEAKER PANEL .....	2	2	2	2		
3	81304-MGS-D30	SEAL, LUGGAGE TRAY .....	2	2	2	2		
4	81310-MGS-D30	CATCH COMP., LID .....	1	1	1	1		
5	81320-MGS-D30	BOX ASSY., LUGGAGE .....	1	1	1	1		
6	81330-MGS-D30	TRAY, LUGGAGE BOX .....	1	1	1	1		
7	81340-MGS-D30	LID ASSY., MAINTENANCE .....	1	1	1	1		
8	81351-MGS-D30	SEAL, MAINTENANCE LID .....	1	1	1	1		
9	81360-MGS-D30	LID, OWNERS MANUAL BOX .....	1	1	1	1		
10	82122-MGS-D30	BRACKET, HINGE .....	1	1	1	1		
11	82140-MGS-D31	CABLE, LID OPEN .....	1	1	1	1		
12	90106-KBV-000	SCREW, PAN, 6X14 .....	6	6	6	6		
13	90109-MGS-D30	BOLT, HINGE .....	1	1	1	1		
14	90111-KW3-003	NUT, COWL SETTING, 5MM .....	2	2	2	2		
15	90114-MFL-000	SCREW, SPECIAL, 6X16 .....	2	2	2	2		
16	90114-MGE-000	SCREW, SPECIAL, 5X11 .....	2	2	2	2		
17	90117-MGS-D30	SCREW, PAN, 6X16 .....	2	2	2	2		
18	90150-MBG-000	SCREW, PAN, 5X15 .....	2	2	2	2		
19	90301-MG3-000	NUT, U, 6MM .....	1	1	1	1		
20	90320-GC3-000	NUT, SPRING, 5MM .....	2	2	2	2		
21	90403-MFA-D00	WASHER, 6MM .....	1	1	1	1		
22	90683-GAZ-003	CLIP, TRIM .....	1	1	1	1		
23	93903-24380	SCREW, TAPPING, 4X12 .....	1	1	1	1		
24	94102-08700	WASHER, PLAIN, 8MM .....	1	1	1	1		
25	95701-06016-00	BOLT, FLANGE, 6X16 .....	2	2	2	2		

**3**

# F-39

# FRONT COWL

**K12**

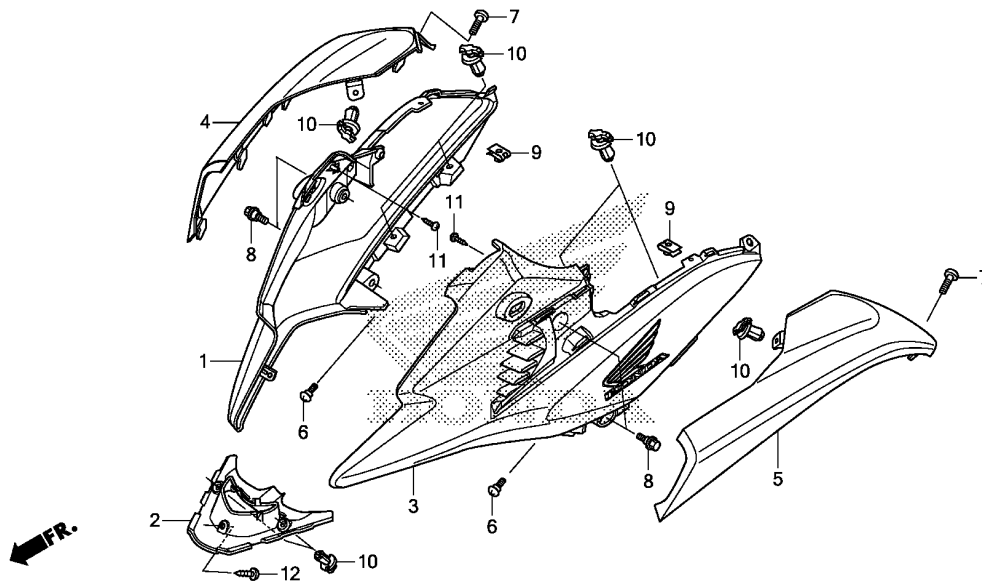


Ref. No.	L.O.N.	(Relative ref. Number) Description	F.R.T.
1	411105	STAY, FRONT COVER .....	1.2
2	8121A4	BRACKET, METER .....	0.9
3	4111H5	PANEL, INNER :UPPER .....	0.9
4	4111Y7	SCREEN, WIND .....	0.1
6	4111L3	COWL, FRONT CENTER .....	1.0

MJL3F3900

**3**

Ref. No.	Part No.	Description	Reqd. QTY				Serial No.	Parts catalogue code
			XE	NC750 XDE	XAE	NC700 XDE		
1	61310-MGS-D30	STAY COMP., FR. COWL .....	1	1	1	1		
2	61315-MJL-D30	STAY, METER .....	1	1	1	1		
3	61317-MGS-D30ZA	COVER, INNER UPPER *NH1*.....BLACK	1	1	1	1		
4	64100-MGS-D30ZA	WINDSCREEN SET(WL) *TYPE1*.....	1	1	1	1		
5	64202-MGS-D30	ADAPTER, SCREEN .....	4	4	4	4		
6	64260-MGS-D30ZA	COWL, FR. CENTER *NH1*.....BLACK	1	1	1	1		
7	83501-MG7-000	GROMMET, SIDE COVER .....	2	2	2	2		
8	90004-GHB-630	BOLT, FLANGE, 6X16(NSHF) .....	4	4	4	4		
9	90111-162-000	BOLT, FLANGE, 6MM .....	2	2	2	2		
10	90111-KW3-003	NUT, COWL SETTING, 5MM .....	4	4	4	4		
11	90112-MGS-D30	SCREW, PAN, 5X15 .....	4	4	4	4		
12	90504-964-000	WASHER, THRUST, 5MM .....	4	4	4	4		
13	90508-GC8-000	BOLT, FLANGE, 5X9 .....	4	4	4	4		
14	90683-GAZ-003	CLIP, TRIM .....	2	2	2	2		
15	93404-10025-08	BOLT-WASHER, 10X25 .....	1	1	1	1		
16	95701-08018-08	BOLT, FLANGE, 8X18 .....	2	2	2	2		

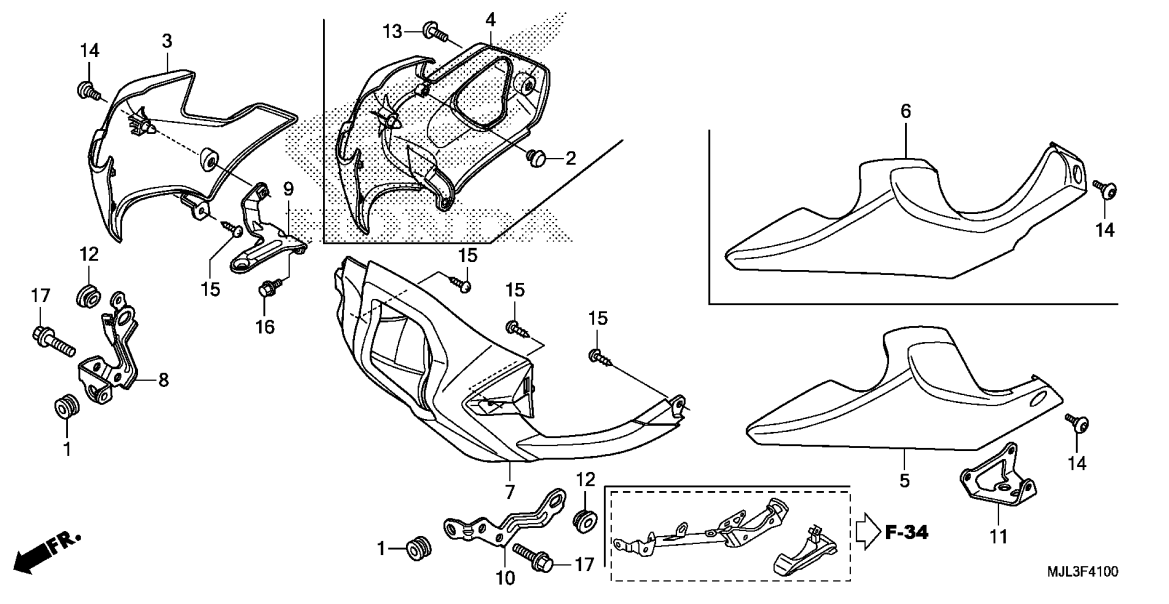


MJL3F4000

Ref. No.	L.O.N.	(Relative ref. Number) Description	F.R.T.
1	4111L5	COWL, FRONT :RIGHT .....	0.7
2	4131R8	COVER, FRONT UNDER .....	0.1
3	4111L4	COWL, FRONT :LEFT .....	0.7
	4111L6	COWL, FRONT :BOTH .....	0.9
4	4111L1	DUCT, AIR :RIGHT .....	0.1
5	4111L0	DUCT, AIR :LEFT .....	0.1
	4111L2	DUCT, AIR :BOTH .....	0.1

Ref. No.	Part No.	Description	Reqd. QTY				Serial No.	Parts catalogue code
			NC750 XE	NC750 XDE	NC700 XAE	NC700 XDE		
1	64270-MGS-D31ZB	COWL SET, R. FR. SIDE(WL) *TYPE1*.....	1	1	1	1		
2	64273-MGS-D30ZA	COVER, FR. UNDER *NH1*.....BLACK	1	1	1	1		
3	64275-MGS-D31ZB	COWL SET, L. FR. SIDE(WL) *TYPE1*.....	1	1	1	1		
4	64280-MGS-D30ZH	DUCT, R. AIR *R305C*.....CANDY ARCADIAN RED	1	1	1	1		
	64280-MGS-D30ZJ	*NHB54P*MAT PEARL GLARE WHITE	1	1	1	1		
	64280-MGS-D30ZK	*NHBO1*.....GRAPHITE BLACK	1	1	1	1	----- 2ED,3ED,ED,RU	
	64280-MGS-D30ZL	*NHA95M*SWORD SILVER METALLIC	1	1	-	1	----- ED,KO	
5	64290-MGS-D30ZH	DUCT, L. AIR *R305C*.....CANDY ARCADIAN RED	1	1	1	1		
	64290-MGS-D30ZJ	*NHB54P*MAT PEARL GLARE WHITE	1	1	1	1		
	64290-MGS-D30ZK	*NHBO1*.....GRAPHITE BLACK	1	1	1	1	----- 2ED,3ED,ED,RU	
	64290-MGS-D30ZL	*NHA95M*SWORD SILVER METALLIC	1	1	-	1	----- ED,KO	
6	90104-KPH-900	SCREW, SPECIAL, 5MM .....	2	2	2	2		
7	90109-SB6-000	SCREW, TRUSS, 5X16 .....	2	2	2	2		
8	90111-162-000	BOLT, FLANGE, 6MM .....	4	4	4	4		
9	90677-KAN-961	NUT, CLIP, 5MM .....	2	2	2	2		
10	90683-GAZ-003	CLIP, TRIM .....	8	8	8	8		
11	93903-22220	SCREW, TAPPING, 3X10 .....	2	2	2	2		
12	93903-24320	SCREW, TAPPING, 4X12 .....	1	1	1	1		

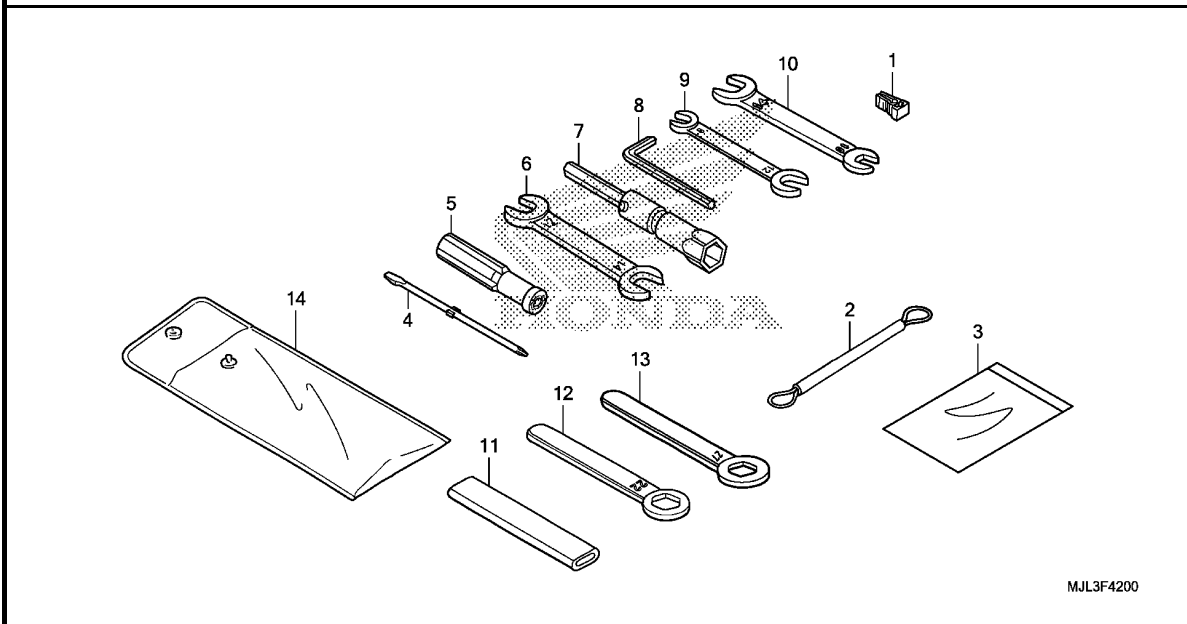




Ref. No.	L.O.N.	(Relative ref. Number) Description	F.R.T.
3	(4)		
4111D7	(4)	COWL, LOWER :RIGHT .....	0.2
5	(6)		
4111D6	(6)	COWL, LOWER :LEFT .....	0.2
4111H1	(6)	COWL, LOWER :BOTH .....	0.2
7	(6)	411110 COWL, LOWER :FRONT .....	0.2

3

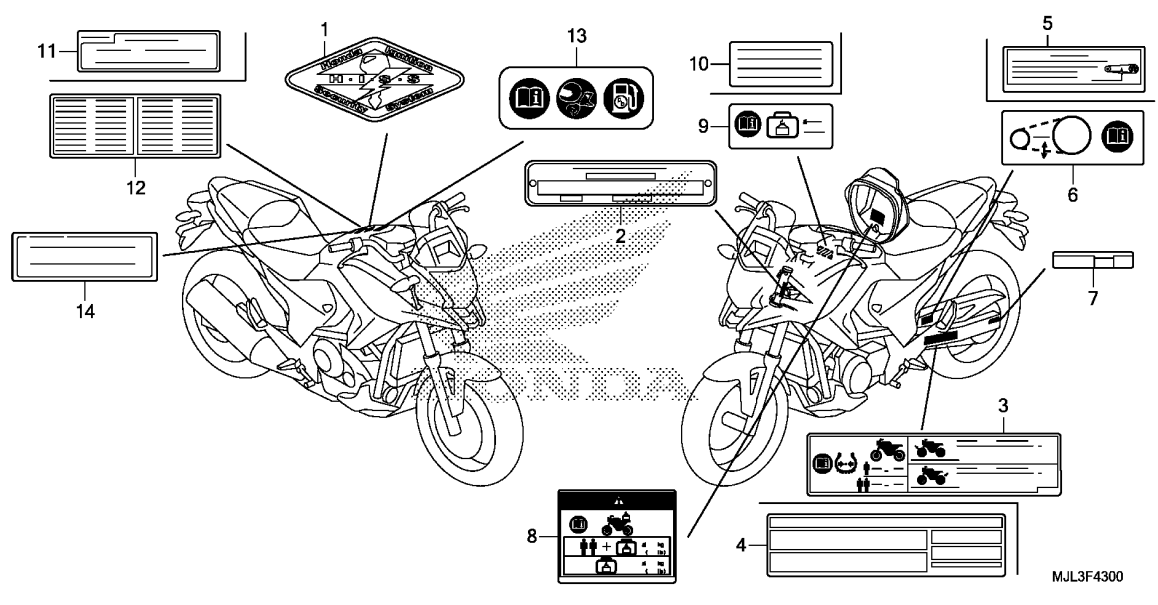
Ref. No.	Part No.	Description	Reqd. QTY				Serial No.	Parts catalogue code
			NC750 XE	NC750 XDE	NC700 XAE	NC700 XDE		
1	19034-MB3-000	GROMMET, RADIATOR SETTING ...	2	2	2	2		
2	61112-727-000	RUBBER, TENSIONER ARM .....	-	1	-	1		
3	64300-MGS-D30ZA	COWL, R. UNDER *NH1*.....BLACK	1	-	1	-		
4	64300-MGS-D50ZA	COWL, R. UNDER *NH1*.....BLACK	-	1	-	1		
5	64400-MGS-D31ZA	COWL, L. UNDER *NH1*.....BLACK	1	-	1	-		
6	64400-MGS-D50ZA	COWL, L. UNDER *NH1*.....BLACK	-	1	-	1		
7	64500-MGS-D30ZC	COWL, CENTER UNDER *NHB41MR*						
8	64541-MGS-D30	CROSS SILVER METALLIC-R STAY A, R. UNDER COWL .....	1	1	1	1		
9	64542-MGS-D30	STAY B, R. UNDER COWL .....	1	-	1	-		
	64542-MGS-D50	.....	-	1	-	1		
10	64543-MGS-D30	STAY A, L. UNDER COWL .....	1	-	1	-		
11	64544-MGS-D30	STAY B, L. UNDER COWL .....	1	-	1	-		
12	83551-GE2-000	GROMMET, AIR CLEANER CASE ...	2	2	2	2		
13	90103-MGS-D50	SCREW, TRUSS, 5X16 .....	-	1	-	1		
14	90114-MGE-000	SCREW, SPECIAL, 5X11 .....	2	1	2	1		
15	93903-24380	SCREW, TAPPING, 4X12 .....	4	4	4	4		
16	95701-06014-08	BOLT, FLANGE, 6X14 .....	1	1	1	1		
17	95701-08018-08	BOLT, FLANGE, 8X18 .....	3	1	3	1		



Ref. No.	L.O.N. (Relative ref. Number)	Description	F.R.T.
NO INFORMATION .....			

Ref. No.	Part No.	Description	Reqd. QTY				Serial No.	Parts catalogue code
			NC750 XE	NC750 XDE	NC700 XAE	NC700 XDE		
1	38235-TA0-A01	PULLER, FUSE .....	1	1	1	1		
2	77236-KEA-000	WIRE, HELMET SETTING .....	1	1	1	1		
3	77251-GR1-000	BAG, SERVICE BOOK .....	1	1	1	1		
4	89102-538-000	DRIVER, SCREW(NO.2 + -) .....	1	1	1	1		
5	89103-538-000	GRIP .....	1	1	1	1		
6	89216-KB7-000	SPANNER, 12X14 .....	1	1	1	1		
7	89216-MGS-D30	WRENCH, BOX(P16) .....	1	1	1	1		
8	89221-429-000	WRENCH, HEX., 5MM .....	1	1	1	1		
9	99001-08120	SPANNER, 8X12 .....	1	1	1	1		
10	99001-10140	SPANNER, 10X14 .....	1	1	1	1		
11	99006-12000	HANDLE, EYE WRENCH, 12MM .....	1	1	1	1		
12	99006-22000	WRENCH, EYE, 22MM .....	1	1	1	1		
13	99006-27000	WRENCH, EYE, 27MM .....	1	1	1	1		
14	99008-02000	BAG, TOOL, 200MM .....	1	1	1	1		



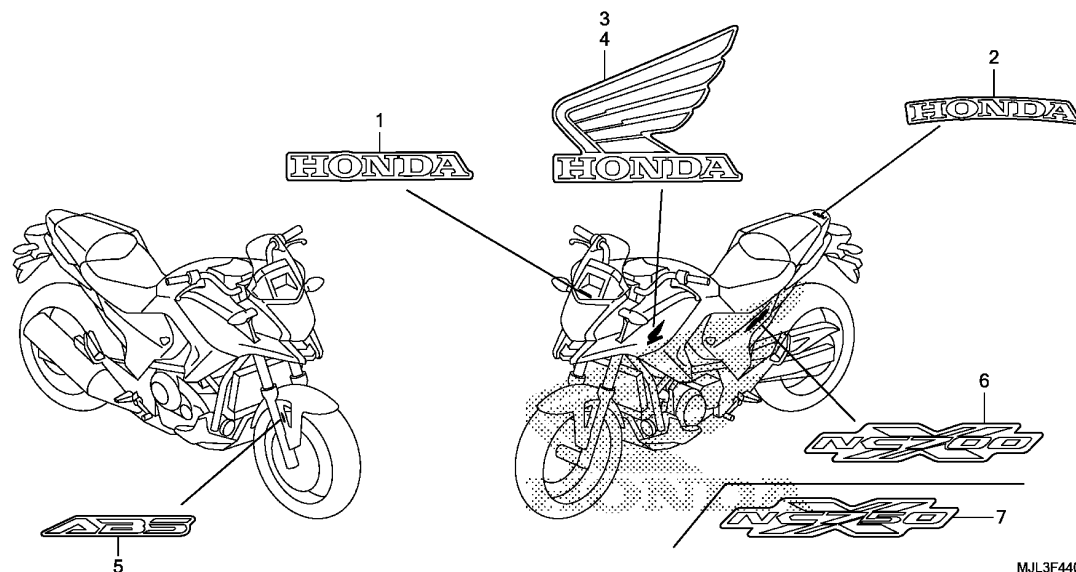


Ref. No.	L.O.N. (Relative ref. Number)	Description	F.R.T.
		NO INFORMATION .....	

MJL3F4300

3

Ref. No.	Part No.	Description	Reqd. QTY				Serial No.	Parts catalogue code
			NC750 XE	NC750 XDE	NC700 XAE	NC700 XDE		
1	17528-MAT-D70	MARK, HISS .....	1	1	1	1		
2	87501-KSV-P00	PLATE, REGISTERED NUMBER .....	1	1	1	1	-----	2ED,3ED,ED
3	87505-MJL-D31	LABEL, TIRE(ENGLISH) .....	1	1	-	1	-----	2ED,3ED,ED
	87505-MJL-D30	.....	-	1	-	-	-----	RU
	87505-MJL-D31	.....	-	-	1	-	-----	ED,RU
4	87505-MJL-T50	LABEL, TIRE(THAI) .....	-	1	-	-	-----	TH
	87505-MJL-H80	LABEL, TIRE(KOREAN) .....	-	-	1	-	-----	KO
5	87507-KW6-841	LABEL, DRIVE CHAIN(THAI) .....	-	1	-	-	-----	TH
	87507-MBR-870	LABEL, DRIVE CHAIN(KOREAN) ..	-	-	1	-	-----	KO
6	87507-MFJ-G30	LABEL, DRIVE CHAIN .....	1	1	1	1	-----	2ED,3ED,ED,RU
7	87508-MJJ-D30	LABEL, CHAIN ADJUSTER .....	1	1	1	1	-----	
8	87512-MGS-D30	LABEL, ACCESSORIES & LOADING ..	1	1	1	1	-----	2ED,3ED,ED,RU
9	87520-MEW-D40	LABEL, CARGO LIMIT(5.0) .....	1	1	1	1	-----	2ED,3ED,ED,RU
10	87520-MGS-H80	LABEL, CARGO LIMIT(5.0) .....	-	1	1	-	-----	KO,TH
11	87560-KVB-900	LABEL, DRIVE CAUTION(THAI) ..	-	1	-	-	-----	TH
	87560-MBR-871	LABEL, DRIVE CAUTION(KOREAN)	-	-	1	-	-----	KO
12	87560-MGP-F00	LABEL, FRENCH TRANSLATION ...	1	1	1	1	-----	2ED,3ED,ED
13	87586-MGN-D00	LABEL, FUEL & DRIVE (PICTOGRAPH)	1	1	1	1	-----	2ED,3ED,ED,RU
14	87700-KVG-900	LABEL, HELMET INFORMATION (THAI)	-	1	-	-	-----	TH



Ref. L.O.N. (Relative ref. Number) F.R.T.  
No. Description

NO INFORMATION .....

Ref. No.	Part No.	Description	Reqd. QTY				Serial No.	Parts catalogue code
			NC750 XE	NC750 XDE	NC700 XAE	NC700 XDE		
1	86101-MGS-D30ZA	MARK, HONDA (60MM) *TYPE1*	1	1	1	1		
2	86103-MGS-D30ZA	MARK, HONDA (65MM) *TYPE1*	1	1	1	1		
3	86201-MGS-D31ZA	MARK, R. WING *TYPE1*	1	1	1	1		
4	86202-MGS-D31ZA	MARK, L. WING *TYPE1*	1	1	1	1		
5	86611-MJF-A00ZA	MARK, ABS *TYPE2*	-	1	1	1		
	86611-MJL-D80ZA	*TYPE1*	-	1	1	1		
	86611-MJF-A00ZB	*TYPE1*	-	1	1	1	----- 2ED,3ED,ED,RU	
6	86831-MGS-D31ZA	MARK (NC700X) *TYPE1*	-	-	-	2		
7	86831-MJL-D30ZA	MARK (NC750X) *TYPE1*	2	2	2	-		





# PART NO. INDEX

Part Number	Address	Page	Ref.	Part Number	Address	Page	Ref.	Part Number	Address	Page	Ref.	Part Number	Address	Page	Ref.
38800-MJL-D11	F3	58	13	43160-MGS-D80	I4	92	2	45112-ML7-921	H16	88	11	47000			
38810-MGS-D51	E8	47	14	43208-MCT-006	I7	95	2	45125-MGS-D81	H7	79	5	51402-KV3-701	H14	86	3
38815-MGS-D20	F16	71	8	43215-KZ4-J41	H16	88	6	45125-MJL-D31	H6	78	2	51402-ML7-921	H14	86	3
38815-MJL-D10	F3	58	14					45126-MJL-D80	H9	81	5	51403-KFO-003	H14	86	4
				43215-MCT-006	I7	95	3	45127-MJL-D80	H9	81	6	51410-MGS-D31	H14	86	5
40000				43250-MGS-D71	I7	95	4	45128-MJL-D61	H7	79	6	47152-MGS-D50	I8	96	8
				43251-MGS-D31	I9	97	14	45128-MJL-D81	H7	79	6	47154-MGE-D00	I8	96	9
40510-MGS-D30	J11	115	2	43290-MGS-D71	I7	95	5	45131-ML7-921	H16	88	12	47156-MGE-D00	I8	96	10
40531-MJF-A02	J11	115	3	43310-MGS-D81	I4	92	3	45131-MN9-006	I6	94	17	47200-MGS-D50	I8	96	11
40540-MGS-D31	J11	115	4	43310-MJH-Y01	I2	90	1	45132-166-016	H16	88	13	47210-MGS-D50	I8	96	12
40540-MJF-A02	J11	115	4	43311-MJL-D80	H9	81	3					50000			
40543-MGS-D30	J11	115	5	43312-MJL-D80	H9	81	4	45133-166-016	I7	95	9	50100-MJL-D30ZB	K5	125	3
40545-MGS-D31	J11	115	3	43314-MGS-D81	I4	92	4	45133-MA3-006	H16	88	14	50100-MJL-D50ZB	K5	125	3
40546-MGS-D30	J11	115	6	43352-568-003	H16	88	7					50191-MGS-D10	K5	125	4
								45155-MGS-D30	H6	78	3	50192-MGS-D10	K5	125	5
41000				43353-461-771	H16	88	8	45155-MGS-D80	H7	79	7	50193-MGS-D10	K5	125	6
								45156-MGS-D30	H6	78	4	50194-MGS-D10	K5	125	7
41201-MGS-D30	I9	97	2					45156-MJL-D80	H7	79	8	50195-MGS-D10	K5	125	8
41201-MGS-D70	I9	97	2	43362-MGS-D71	I7	95	6	45158-MGS-D80	H7	79	9	50196-MGS-D50	K5	125	9
41641-HC5-000	E13	52	9	43450-MGS-D51	I8	96	3	45160-MJF-C11	H7	79	10	50197-MGS-D50	K5	125	10
				43455-MGS-D50	I8	96	4	45250-MGZ-J01	H16	88	15	50230-MJL-D30	K5	125	11
				43456-MGS-D70	I8	96	5	45250-MGZ-J11	H16	88	15	50233-MGS-D30	K5	125	12
42000				43468-MGS-D31	I2	90	2	45251-MGS-D31	I1	89	9	50234-MGS-D30	K5	125	13
								45290-MGS-D31	H16	88	16	50236-MGS-D30	K5	125	14
42301-MGS-D30	I9	97	3	43503-MER-D01	I2	90	3	45290-MGZ-J11	H16	88	17	50237-MJL-D30	K5	125	15
42311-MGS-D10	I9	97	4					45504-410-003	H6	78	5	50238-MJL-D30	K5	125	16
42312-MGS-D10	I9	97	5	43504-MB2-006	I2	90	4					50239-MGS-D30	K5	125	17
42515-MGS-D80	I9	97	6					45510-MGS-D31	H6	78	6	50290-MZ7-000	K11	131	1
42615-MGS-D30	I9	97	7	43510-MGS-D31	I2	90	5	45512-MA6-006	H6	78	7	50311-MGS-D31	K3	123	17
42620-MGS-D10	I9	97	8									50530-MGS-D10	J10	114	2
42625-MGS-D30	I9	97	9	43511-KT8-006	I2	90	6	45513-KK1-771	I2	90	12	50530-MGS-D30	J10	114	2
42650-MJL-D30	I9	97	10									50540-MFL-000	J10	114	3
42650-MJL-D80	I9	97	10	43512-MGS-D31	I2	90	7	45513-MM5-016	H6	78	8	50601-MGS-D30	I2	90	17
42704-MER-D00	I1	89	1										I4	92	20
				43514-KS6-701	I2	90	8	45517-166-006	H3	75	7	50607-KK6-000	J5	109	15
42705-MER-D00	I1	89	1									50608-KV0-000	J5	109	16
				43514-MN9-006	I2	90	9					50609-MBW-000	J9	113	2
42706-MER-D00	I1	89	1					45518-MM5-006	H6	78	10	50617-445-840	J9	113	3
				43520-MB2-315	I2	90	10					50631-MGS-D30	J9	113	4
								45520-MG7-006	I2	90	13	50635-MGS-D30	J9	113	5
42711-MGZ-D81	I9	97	12	43530-MJ0-006	I2	90	11					50636-MGS-D30	J9	113	6
42711-MJL-D32	I9	97	12									50639-MFL-D20	J9	113	7
42753-MCF-008	I1	89	2					45521-HA2-006	I2	90	14	50644-445-840	J9	113	8
				44000								50650-MJL-D30	J9	113	9
												50661-MBW-000	J9	113	10
42753-ML7-004	I1	89	2	44301-MGS-D30	I1	89	3	45530-KVY-911	H6	78	12	50711-MGS-D30	J9	113	11
				44311-MGS-D10	I1	89	4					50712-MGS-D30	J9	113	12
				44515-MGS-D81	I1	89	5					50715-KE8-000	J7	111	12
43107-KT7-761	I6	94	5	44620-MGS-D10	I1	89	6	46000				50718-MN8-000	J9	113	13
43108-MBB-006	I6	94	6	44650-MJL-D30	I1	89	7					50750-MJL-D30	J9	113	14
43108-MCT-006	H16	88	5	44711-MJL-D31	I1	89	8	46182-MEL-D21	I2	90	15				
43110-MGS-D31	I6	94	7	44711-MJL-D32	I1	89	8					51000			
43110-MJF-A21	I6	94	8					46184-611-000	I4	92	18	51400-MGS-D11	H14	86	1
43110-MJF-C11	I6	94	7	45000				46500-MGS-D30	J7	111	10	51400-MGS-D31	H14	86	1
43112-KT7-761	I6	94	9					46504-KV6-702	I2	90	16	51401-MGS-D11	H14	86	2
43132-KT7-761	I6	94	10	45107-ML4-006	H16	88	9					51401-MGS-D31	H14	86	2
43150-MJF-A01	I6	94	11	45111-MA3-006	I6	94	15	46511-MV9-000	J7	111	11				
43150-MJF-A21	I6	94	11									51402-MGS-D30	H3	75	8
43150-MJF-C11	I6	94	11									51403-KV3-000	H10	82	11
43160-MGS-D50	I4	92	2	45111-MCT-006	I7	95	7					51404-KR3-000	H10	82	12
												51405-MY1-000	H10	82	14
												51406-KR3-770	H10	82	15
												51511-MGS-D30	H10	82	16
												53125-174-670	E8	47	15
												53130-MGS-D30ZA	H10	82	17
												53140-MGS-D30	H3	75	8
													H5	77	5
												53150-MGS-D30	H3	75	9
													H5	77	6
												53167-MGS-D30	H3	75	10
												53168-MGS-D30	H3	75	11
												53170-MEJ-016	H6	78	13





# PART NO. INDEX

M 5

Part Number	Address	Page	Ref.	Part Number	Address	Page	Ref.	Part Number	Address	Page	Ref.	Part Number	Address	Page	Ref.			
90031-PV0-003	E6	45	7	90113-GFP-B00	J5	109	18	J16	120	20	90501-GR2-000	H1	73	13	90703-PWA-003	E4	43	15
90037-422-003	F8	63	20	90113-MGS-D30	J16	120	17	K9	129	11	90501-MFA-D00	I13	101	19	90704-MGS-D30	E16	55	9
	F11	66	13		K9	129	10	I9	97	18	90502-GG2-000	H9	81	10	90741-413-000	F6	61	13
90048-MGS-D30	E4	43	13	90114-MA5-671	H6	78	15	H3	75	22	90504-964-000	K12	132	12	90801-SB0-000	I8	96	16
90071-MB0-000	F1	56	12		H7	79	21	H5	77	11	90506-425-830	H12	84	7	90841-001-000	K6	126	27
90084-MN8-010	E14	53	10	90114-MCJ-000	J16	120	18	I7	95	13	90508-GC8-000	K12	132	13	90852-898-000	H9	81	13
90085-KFB-000	J16	120	14	90114-MFL-000	K11	131	15	J14	118	4	90508-MGS-D30	H4	76	24				
	K1	121	14	90114-MGE-000	J1	105	8	K11	131	20		H5	77	12	91000			
90085-MAJ-A20	J16	120	15		J14	118	3	J2	106	10	90514-921-000	J8	112	18				
90085-MCZ-000	E8	47	23		K10	130	12	H3	75	23	90515-046-810	I8	96	14	91001-MGS-D31	F9	64	34
90087-MGS-D30	E2	41	11		K11	131	16	K6	126	25	90525-030-000	J16	120	21	91003-MGS-D31	F6	61	14
90087-MR1-000	E14	53	11		K14	134	14	J15	119	13	90534-MV4-000	J6	110	22	91006-MGS-D31	F9	64	35
90101-MAS-000	I13	101	18	90115-KAF-000	J7	111	14	I8	96	13	90543-MV9-670	E1	40	4		F10	65	19
90101-MBB-000	J13	117	8	90115-KY6-000	H12	84	5	I10	98	19	90544-283-000	H15	87	21	91007-MGS-D21	F12	67	17
90101-MBZ-G00	H3	75	18	90115-MFL-D20	J16	120	19	J12	116	19	90545-300-000	H6	78	18		F14	69	26
	H6	78	14	90115-MGS-D30	H1	73	11	F10	65	12		H8	80	24	91008-MGS-D31	E13	52	11
	H7	79	20	90116-KV3-701	H14	86	20	E11	50	20		I2	90	20	91015-KT8-005	H12	84	8
90101-MGS-D70	I7	95	11	90117-MGS-D30	K11	131	17	F8	63	21		I5	93	23	91016-KT8-005	H12	84	9
90101-MJJ-D30	I2	90	18	90118-MBW-000	J9	113	16	E15	54	5	90545-KF0-000	F4	59	28	91022-KT7-003	F9	64	36
	I5	93	21	90118-MEL-000	H13	85	12	K11	131	21	90559-MER-R60	I10	98	20		F11	66	21
90102-MAS-000	I9	97	15	90120-GHB-601	K8	128	19	E12	51	10	90601-107-000	F9	64	32	91023-MGS-D21	F10	65	20
90102-MGS-D30	J13	117	9	90123-MGS-T70	J5	109	19	I12	100	28	90601-KAF-003	J8	112	19	91024-MGS-D21	F14	69	27
90102-MN8-700	K6	126	20	90128-MGS-D30	K3	123	18	E16	55	8	90603-MN4-000	F9	64	33	91025-MGS-D21	F16	71	13
90103-KCM-620	J5	109	17	90130-MGS-D31	H3	75	20	F10	65	13		F11	66	20	91026-MEL-003	F9	64	37
90103-MGS-D30	K6	126	21		H5	77	10	E11	50	21	90604-MM5-000	F10	65	17	91026-MGS-D21	F16	71	14
90103-MGS-D50	K14	134	13	90131-883-000	F2	57	10	E12	51	11	90605-MGE-D00	F10	65	18	91027-MGS-D21	F16	71	15
90104-KPH-900	K13	133	6	90131-KBV-003	H16	88	18	F12	67	15	90650-KV6-003	J8	112	20	91028-MGS-D21	F14	69	28
90104-MGS-D30	K6	126	22	90145-MS9-612	H6	78	16	E11	50	22		J10	114	7	91029-MGS-D21	E9	48	25
90105-MBB-000	I9	97	16		H7	79	22	F14	69	25		K3	123	19	91051-MGS-D31	I10	98	21
90105-MBY-000	K10	130	10		I2	90	19	F4	59	24	90650-KW3-000	H4	76	25	91052-MGS-D31	J12	116	21
90105-MGS-D30	I1	89	10		I5	93	22	F4	59	25		H5	77	13		J13	117	13
90106-KBV-000	I15	103	6	90147-MCE-950	J10	114	5	F4	59	26	90651-KV6-003	H1	73	14	91053-MGS-D31	I1	89	11
	J1	105	7	90150-MBG-000	K11	131	18	F8	63	22		H4	76	26		I10	98	22
	J11	115	15	90157-MF5-000	J7	111	15	F8	63	23		H5	77	14	91054-MGS-D31	J12	116	22
	J16	120	16	90160-MGJ-D00	H11	83	24	E11	50	23		I8	96	15	91055-MGS-D31	J12	116	23
	K9	129	9	90165-MGS-D30	J7	111	16	F11	66	14	90651-MA5-671	H6	78	19	91059-KY2-711	H11	83	27
	K10	130	11	90165-MGS-D50	J7	111	16	F10	65	14		H8	80	25	91071-KV3-005	J13	117	14
	K11	131	12	90180-MGS-D71	I7	95	12	F9	64	24	90651-MEW-920	J12	116	20	91071-MR7-003	J12	116	24
90106-KSE-000	K6	126	23	90180-MN8-006	I6	94	19	F11	66	15	90652-HC4-003	H4	76	27	91102-KR0-003	F10	65	21
90106-MFF-D00	H13	85	11	90191-KBG-000	H11	83	25	F12	67	16		H5	77	15	91201-MGS-D31	F12	67	18
90107-MBG-000	H11	83	22	90201-415-000	H3	75	21	F9	64	25	90652-KT1-771	K3	123	20	91202-MR7-003	J12	116	25
90108-MK6-670	J10	114	4		H6	78	17	F11	66	16	90652-MGS-D31	I12	100	29	91203-KK3-830	F14	69	29
90109-MGS-D30	K11	131	13		H7	79	23	F10	65	15	90656-MGH-641	J9	113	17	91204-KK0-003	E7	46	10
90109-MR7-000	H14	86	19	90201-KV3-700	H8	112	17	F9	64	26	90661-MEW-921	H9	81	11	91207-KT8-003	F9	64	38
90109-SB6-000	K13	133	7	90203-MF9-710	J10	114	6	F11	66	17	90661-MGS-D81	H9	81	12		F11	66	22
90110-MGS-D30	J13	117	10	90206-PM3-004	E4	43	14	F9	64	27	90677-KAN-961	J2	106	11	91208-PF5-005	I7	95	14
90111-162-000	K4	124	6	90236-HA0-000	E11	50	19	F9	64	28		K6	126	26	91212-422-006	I2	90	21
	K6	126	24	90301-473-003	H13	85	13	E16	55	8		K13	133	9		I5	93	24
	K7	127	18	90301-MG3-000	K11	131	19	F4	59	27	90683-GAZ-003	I15	103	7	91251-MGS-D31	I10	98	23
	K12	132	9	90301-MJF-A01	I9	97	17	F9	64	29		J2	106	12	91252-MC4-013	I1	89	12
	K13	133	8		J12	116	16	F11	66	18		J14	118	5	91253-KZ3-861	J12	116	26
90111-362-000	H11	83	23	90302-425-830	H12	84	6	F9	64	30		K10	130	13	91253-MAE-003	I10	98	24
90111-KW3-003	K11	131	14	90302-MBZ-G00	J12	116	17	F11	66	19		K11	131	22	91254-MEE-D01	H15	87	22
	K12	132	10	90303-MBZ-G00	J12	116	18	F9	64	31		K12	132	14	91262-KV3-831	J13	117	15
90111-MGS-D30	J13	117	11	90304-GE8-003	J13	117	12	E6	45	8		K13	133	10	91301-GK1-003	E16	55	10
90111-MR5-000	K1	121	15	90304-MCF-000	H11	83	26	E7	46	9	90683-MGC-920	K8	128	20	91301-MEE-003	F2	57	11
90112-MBR-J10	J9	113	15	90304-ME1-670	J5	109	20	E9	48	24	90683-SA0-003	K3	123	21	91301-MEH-003	E10	49	9
90112-MGS-D30	K12	132	11	90305-GK8-000	H1	73	12	F10	65	16	90690-MGS-D81	I6	94	20	91301-MGS-D30	E16	55	11
90113-438-000	H3	75	19		J1	105	9	J5	109	21	90701-MV9-670	F4	59	29	91301-P7A-004	G1	72	19

# PART NO. INDEX

M 6

Part Number	Address	Page	Ref.	Part Number	Address	Page	Ref.	Part Number	Address	Page	Ref.	Part Number	Address	Page	Ref.
91302-MGS-D20	E9	48	26	93892-05012-18	G1	72	20	94510-16000	F12	67	19	95701-06075-00	F2	57	16
91302-PA9-003	E9	48	27	93893-04012-17	H6	78	21	94511-19000	J8	112	22	95701-08018-08	K12	132	16
91302-PS5-003	E12	51	12		H8	80	27	94520-40150	E9	48	35		K14	134	17
91303-377-000	E14	53	12		I3	91	23	94540-09018	I8	96	20	95701-08020-07	K6	126	34
91303-KF0-003	F4	59	30		I5	93	26	94560-62200	F9	64	39	95701-08022-08	K6	126	35
91303-KK3-830	E2	41	12	93901-22180	K8	128	21		F11	66	23	95701-08025-08	K3	123	28
91307-035-000	E7	46	11	93901-25280	J12	116	27					95701-08045-00	F4	59	36
	E9	48	28	93903-22220	K13	133	11	95000				95701-08070-00	F4	59	37
91307-PY4-003	F2	57	12	93903-24320	J16	120	22					95701-10070-00	F4	59	38
91309-425-003	F1	56	13		K13	133	12	95002-02100	K8	128	22	95701-12035-08	K6	126	36
91310-MGE-D01	E9	48	29	93903-24380	K9	129	12	95002-50000	K1	121	17	95701-12045-08	K6	126	37
	F4	59	31		K11	131	23	95003-23019-60	J3	107	18	95701-12055-08	K6	126	38
	F16	71	16		K14	134	15	95005-45340-20	I11	99	13	95701-12080-08	K6	126	39
91311-RFH-003	E9	48	30	93903-24480	K9	129	13	95005-55250-20	K8	128	23	95801-06012-07	H9	81	16
91313-393-003	E14	53	13	93903-25280	J2	106	13	95005-55580-20	K8	128	24	95801-06025-00	F1	56	16
91315-MGS-D20	E9	48	31		K10	130	14	95012-13001	K1	121	18				
91320-MB0-000	F1	56	14	93903-25480	J3	107	17	95015-54000	I3	91	26	96000			
91344-PC9-004	E9	48	32	93913-14220	I14	102	21		I5	93	29				
	E14	53	14	93913-14420	I16	104	10	95701-06008-00	H9	81	14	96001-06010-00	H6	78	22
91351-HM8-A51	F16	71	17	93913-25380	H2	74	3	95701-06012-00	F4	59	33	96001-06012-07	H8	80	29
91351-MGS-D30	I10	98	25						J6	110	24		I3	91	28
91356-425-003	F15	70	11	94000						25			I5	93	31
91356-KF0-003	H15	87	23					95701-06012-08	K6	126	32	96001-06014-00	E9	48	38
91456-MCW-D01	I15	103	8	94002-06020-0S	J8	112	21	95701-06014-00	E6	45	9		E15	54	6
91501-MGS-D30	I15	103	9	94002-08000-0S	I3	91	24		E9	48	36		I3	91	29
	K6	126	28		I5	93	27		F4	59	34		I5	93	32
91502-MGS-D50	E9	48	33	94050-05000	J16	120	23		F6	61	15		I8	96	21
91533-MGS-D30	H4	76	28	94050-06080	I12	100	31		F9	64	40	96001-06014-07	H8	80	30
	H5	77	16		I14	102	22		F10	65	22	96001-06016-07	H16	88	20
	H11	83	28		J16	120	24		F12	67	20		I6	94	22
	K3	123	22	94050-08070	K6	126	29		F14	69	32	96001-06022-07	H13	85	14
91534-SWA-003	K3	123	23	94050-08080	J6	110	23		J6	110	25	96001-06035-07	I5	93	33
91535-TA0-003	K3	123	24	94050-12000	K6	126	30	95701-06014-02	K8	128	25	96001-06040-00	E15	54	7
91565-SEL-003	H5	77	17	94101-04800	I14	102	23	95701-06014-07	H8	80	28	96100-60010-00	E11	50	24
	H16	88	19	94101-08700	K6	126	31	95701-06014-08	K8	128	26	96100-62040-00	F6	61	16
	I6	94	21	94101-08800	I16	104	11			27		96211-08000	J9	113	21
	K3	123	25	94102-08000	J9	113	19		K14	134	16	96220-40080	F12	67	22
91593-T0A-A01	I12	100	30	94102-08700	K11	131	24	95701-06016-00	E7	46	14		F14	69	35
91599-SF0-003	K1	121	16	94103-05700	H2	74	4		E9	48	37	96300-08045-04	J6	110	26
				94103-05800	I14	102	24		E10	49	11	96300-08050-04	J6	110	27
92000				94103-08800	I14	102	25		K3	123	26	96600-06016-08	H11	83	29
				94109-12000	F2	57	13		K11	131	25	96600-06020-07	I8	96	22
92101-06022-4J	K4	124	7	94201-20150	I3	91	25	95701-06018-00	F4	59	35	96600-08020-10	F12	67	23
92501-06016-0A	J9	113	18		I5	93	28	95701-06018-08	K8	128	27	96700-08025-00	I16	104	12
					J9	113	20	95701-06022-00	I3	91	27				
93000				94251-05000	I14	102	26		I5	93	30	98000			
				94301-08100	E10	49	10		K3	123	27				
93404-06025-00	I13	101	20		F4	59	32	95701-06022-08	H9	81	15	98200-33000	K1	121	19
93404-06025-08	J3	107	16		F16	71	18		K6	126	33				
93404-10025-08	K12	132	15	94301-08140	E7	46	12	95701-06025-00	E10	49	12	99000			
93500-05016-0G	I8	96	17		E14	53	15	95701-06025-08	H1	73	15				
93500-05022-0G	H4	76	29		F2	57	14		K8	128	28	99001-08120	K15	135	9
93600-04012-1G	H6	78	20	94301-08200	E9	48	34	95701-06035-00	F14	69	33	99001-10140	K15	135	10
	H8	80	26		F14	69	30	95701-06040-08	I12	100	32	99006-12000	K15	135	11
93600-04040-1G	I3	91	22	94301-12200	E2	41	13	95701-06045-00	E10	49	13	99006-22000	K15	135	12
	I5	93	25	94303-05080	E4	43	16	95701-06045-08	F12	67	21	99006-27000	K15	135	13
93892-04014-07	I8	96	18	94305-30283	I8	96	19	95701-06055-00	E10	49	14	99008-02000	K15	135	14
93892-05010-08	J4	108	11	94510-10000	E7	46	13		F2	57	15				
93892-05012-08	F1	56	15	94510-14000	F14	69	31		F14	69	34				

4

# PART NAME INDEX

N 1

Part name	Address	Page	Ref.	Part name	Address	Page	Ref.	Part name	Address	Page	Ref.
[ A ]											
ADAPTER, SCREEN .....	K12	132	5	BEARING, HEAD PIPE UNDER .....	H12	84	9	BOLT, FLANGE, 12X168 .....	K6	126	22
ADJUSTER, CHAIN .....	J11	115	5	BEARING, HEAD PIPE UPPER .....	H12	84	8	BOLT, FLANGE, 12X276 .....	K6	126	21
ARM .....	I7	95	6	BEARING, NEEDLE .....	J12	116	24	BOLT, FLANGE, 12X35 .....	K6	126	36
ARM ASSY., ROCKER .....	E4	43	3	BEARING, NEEDLE, 12X18X12 .....	F14	117	14	BOLT, FLANGE, 12X45 .....	K6	126	37
ARM COMP., CHANGE .....	J7	111	2	BEARING, NEEDLE, 14X20X12 .....	F14	69	27	BOLT, FLANGE, 12X50 .....	E15	54	4
ARM SUB ASSY., CUSHION .....	J13	117	5	BEARING, NEEDLE, 17X24X30 .....	J12	69	28	BOLT, FLANGE, 12X55 .....	K6	126	38
ARM, L. MAIN STEP .....	J9	113	6	BEARING, NEEDLE, 20MM .....	J13	116	21	BOLT, FLANGE, 12X80 .....	K6	126	39
ARM, L. PILLION STEP .....	J9	113	12	BEARING, NEEDLE, 24X28X10 .....	F9	117	13	BOLT, FLANGE, 5X9 .....	K12	132	13
ARM, R. MAIN STEP .....	J9	113	5	BEARING, NEEDLE, 26X31X24 .....	F10	64	36	BOLT, FLANGE, 6MM .....	K4	124	6
ARM, R. PILLION STEP .....	J9	113	11	BEARING, NEEDLE, 30X37X20 .....	E13	66	21		K6	126	24
ARM, SEAT HINGE .....	I13	101	14	BEARING, RADIAL BALL .....	F6	64	37		K7	127	18
AXLE, FR. WHEEL .....	I1	89	3		I1	65	21		K12	132	9
AXLE, RR. WHEEL .....	I9	97	3		I10	52	11		K13	133	8
[ B ]											
BAG, SERVICE BOOK .....	K15	135	3	BEARING, RADIAL BALL, 40X68X7.5	E9	48	25	BOLT, FLANGE, 6X10 .....	H6	78	22
BAG, TOOL, 200MM .....	K15	135	14	BEARING, RADIAL BALL, 25X47X8	F12	67	17	BOLT, FLANGE, 6X12 .....	F4	59	33
BALL, STEEL, #8 .....	J9	113	21	BEARING, RADIAL BALL, 31X68X15	F9	69	26		H8	80	29
BAND B2, BATTERY .....	K1	121	18	BEARING, RADIAL BALL, 6001	E11	64	34		H9	81	16
BAND, AIR CLEANER CONNECTING TUBE	J3	107	9	BEARING, RADIAL BALL, 6008	F10	50	24		I3	91	28
BAND, INSULATOR .....	E2	41	7	BEARING, RADIAL BALL, 607ZZ	F16	65	20	BOLT, FLANGE, 6X14 .....	E6	45	9
BAND, LUGGAGE STOPPER .....	K9	129	7	BEARING, RADIAL BALL, 6204	F6	71	14		E9	48	36
BAND, R. FR. MUFFLER .....	J5	109	8	BEARING, RADIAL BALL, 6204U	F9	61	16		E15	54	6
BAND, TOOL .....	K5	125	18	BEARING, RADIAL BALL, 696ZZ	F16	64	35		F4	59	34
BAND, U-LOCK .....	K11	131	1	BEARING, RADIAL BALL, 699ZZ	F16	65	19		F6	61	15
BAND, WIRE .....	H4	76	25	BODY ASSY., THROTTLE .....	G1	71	15		F9	64	40
	H5	77	13	BODY COMP., FRAME .....	K5	71	13		F10	65	22
	K3	123	20	BODY SET .....	G1	72	5		F12	67	20
BAND, WIRE, 165MM .....	H1	73	14	BODY, LINEAR SOLENOID .....	E10	125	3		F14	69	32
	H4	76	26	BOLT-WASHER, 10X25 .....	K12	72	6		H8	80	28
	H5	77	14	BOLT-WASHER, 10X30 .....	E6	49	2		I3	91	29
	I8	96	15	BOLT-WASHER, 5X10 .....	J5	45	7		I5	93	32
BAND, WIRE, 95MM .....	J8	112	20	BOLT-WASHER, 6X12 .....	K8	109	19		I8	96	21
	J10	114	7	BOLT-WASHER, 6X25 .....	I13	128	19		J6	110	25
	K3	123	19	BOLT-WASHER, 9X130 .....	E2	101	20		K8	128	25
BAR COMP., SIDE STAND .....	J10	114	2	BOLT A, PIN .....	H16	107	16		K14	134	16
BASE COMP., CONTACT .....	H10	82	6	BOLT A, TIE ROD .....	J7	88	12	BOLT, FLANGE, 6X16 .....	E7	46	14
BASE COMP., TAILLIGHT .....	J16	120	1	BOLT, ADAPTER, 10MM .....	H3	75	20		E8	47	18
BATTERY .....	K1	121	2	BOLT, BRAKE DISK, 8X24 .....	H5	77	10		E9	48	37
BEARING A, CONNECTING ROD .....	F5	60	6	BOLT, CAP, 6X16 .....	J9	97	16		E10	49	11
BEARING A, CRANKSHAFT .....	F6	61	8	BOLT, CHANGE PIVOT .....	J7	113	18		F3	58	17
BEARING B, CONNECTING ROD .....	F5	60	6	BOLT, CLUTCH WIRE ADJUSTING .....	H3	111	14		H16	88	20
BEARING B, CRANKSHAFT .....	F6	61	8	BOLT, CONNECTING ROD .....	F5	75	14		I6	94	22
BEARING C, CONNECTING ROD .....	F5	60	6	BOLT, DISK, 8X25 .....	I1	60	4		K3	123	26
BEARING C, CRANKSHAFT .....	F6	61	8	BOLT, DRAIN PLUG, 12X15 .....	F2	89	10		K11	131	25
BEARING D, CONNECTING ROD .....	F5	60	6	BOLT, FLANGE SOCKET, 8X32 .....	H11	57	10		K12	132	8
BEARING D, CRANKSHAFT .....	F6	61	8	BOLT, FLANGE, 10MM .....	E11	83	24	BOLT, FLANGE, 6X18 .....	E6	45	6
BEARING E, CONNECTING ROD .....	F5	60	6		E12	50	18		F4	59	35
BEARING E, CRANKSHAFT .....	F6	61	8	BOLT, FLANGE, 10X115 .....	J13	51	9		K8	128	27
BEARING F, CONNECTING ROD .....	F5	60	6	BOLT, FLANGE, 10X35 .....	H12	117	9	BOLT, FLANGE, 6X20 .....	I13	101	18
BEARING G, CONNECTING ROD .....	F5	60	6	BOLT, FLANGE, 10X62 .....	J13	84	5		J7	111	13
BEARING H, CONNECTING ROD .....	F5	60	6	BOLT, FLANGE, 10X70 .....	F4	117	8	BOLT, FLANGE, 6X22 .....	F15	70	9
BEARING, ANGULAR BALL, 22X50X15	I10	98	21			59	38		H3	75	18
BEARING, BALL RADIAL, 20X37X9	J12	116	22								

# PART NAME INDEX

N 2

Part name	Address	Page	Ref.	Part name	Address	Page	Ref.	Part name	Address	Page	Ref.
BOLT, FLANGE, 6X22 .....	H6	78	14	BOLT, FLANGE, 8X70 .....	F4	59	37	BOOT, PIN.....	I7	95	9
	H7	79	20	BOLT, FLANGE, 9X125 .....	F3	58	20	BOOT, PIN BUSH.....	H16	88	13
	H9	81	15	BOLT, FLANGE, 9X150 .....	F3	58	19		I7	95	8
	H13	85	14	BOLT, FR. FORK .....	H14	86	15	BOOT, SLEEVE.....	I6	94	10
	I3	91	27	BOLT, HANDLE LEVER PIVOT .....	H6	78	15	BOSS, OIL FILTER.....	F2	57	9
	I5	93	30		H7	79	21	BOX ASSY., LUGGAGE.....	K11	131	5
	K3	123	27	BOLT, HEAD COVER .....	E1	40	3	BOX, BATTERY.....	K1	121	12
	K6	126	33	BOLT, HEX., 6X22 .....	K4	124	7	BOX, ELECTRIC CONTROL UNIT.....	K5	125	19
BOLT, FLANGE, 6X25 .....	E10	49	12	BOLT, HINGE .....	K11	131	13	BOX, PGM-FI UNIT.....	J14	118	2
	E14	53	7	BOLT, KNOCK, 6MM .....	E8	47	22	BRACE, FR. FENDER.....	H13	85	5
	F1	56	16		F3	58	18	BRACKET COMP., MODULATOR.....	H9	81	8
	H1	73	15		F16	71	12	BRACKET COMP., RR. ....	I6	94	7
	K8	128	28	BOLT, L. STEERING HANDLE LEVER PIVOT	H3	75	19	BRACKET SUB ASSY., PARKING BRAKE	I7	95	5
BOLT, FLANGE, 6X28 .....	E7	46	7	BOLT, OIL, 10X22 .....	H6	78	16	BRACKET SUB ASSY., R. FR. ....	H16	88	16
	E8	47	19		H7	79	22				
	E14	53	8		I2	90	19	BRACKET, HANDLE LEVER.....	H3	75	12
	F2	57	8		I5	93	22	BRACKET, HINGE.....	K11	131	10
	F3	58	15	BOLT, ONE-WAY, 8MM .....	H11	83	22	BRIDGE, FORK TOP.....	H10	82	18
	F16	71	9	BOLT, PIN .....	I6	94	17	BRUSH SET A, CARBON.....	F1	56	2
BOLT, FLANGE, 6X32 .....	E16	55	5	BOLT, ROCKER ARM SHAFT .....	E4	43	12	BRUSH SET B, CARBON.....	F1	56	3
BOLT, FLANGE, 6X35 .....	E2	41	9	BOLT, SEALING, 12X8 .....	F3	58	16	BULB, HEADLIGHT.....	H1	73	8
	E11	50	17	BOLT, SEALING, 20MM .....	F3	58	7	BULB, TAIL & STOP LIGHT.....	J16	120	4
	E14	53	9	BOLT, SETTING .....	F1	56	6	BULB, WEDGE BASE.....	H1	73	7
	E16	55	6	BOLT, SIDE STAND PIVOT .....	J10	114	4	BULB, WINKER.....	J15	119	12
	F14	69	33	BOLT, SOCKET, 10X52 .....	J13	117	11	BUSH, GUIDE.....	H14	86	7
	I5	93	33	BOLT, SOCKET, 10X88 .....	J13	117	10	BUSH, SLIDER.....	H14	86	8
BOLT, FLANGE, 6X40 .....	E7	46	8	BOLT, SOCKET, 5X9 .....	K1	121	15				
	E8	47	20	BOLT, SOCKET, 6X16 .....	H11	83	29	[ C ]			
	E15	54	7	BOLT, SOCKET, 6X20 .....	I8	96	22	CABLE COMP. A, THROTTLE.....	H3	75	1
	F16	71	10	BOLT, SOCKET, 8MM .....	E13	52	10		H5	77	1
	I12	100	32		H14	86	20	CABLE COMP. B, THROTTLE.....	H3	75	2
BOLT, FLANGE, 6X45 .....	E10	49	13	BOLT, SOCKET, 8X16 .....	K3	123	18		H5	77	2
	F12	67	21	BOLT, SOCKET, 8X20 .....	F12	67	23	CABLE COMP., CLUTCH.....	H3	75	3
BOLT, FLANGE, 6X50 .....	E8	47	21		J7	111	15	CABLE COMP., PARKING BRAKE....	I8	96	3
	E16	55	7	BOLT, SOCKET, 8X25 .....	I16	104	12	CABLE COMP., SEAT LOCK.....	I13	101	10
BOLT, FLANGE, 6X55 .....	E10	49	14		K6	126	20	CABLE, BATTERY EARTH.....	K1	121	7
	F2	57	15	BOLT, SOCKET, 8X34 .....	J9	113	15	CABLE, LID OPEN.....	K11	131	11
	F14	69	34	BOLT, SPECIAL, 10MM .....	F8	63	20	CABLE, STARTER BATTERY.....	K1	121	3
	F15	70	10		F11	66	13	CABLE, STARTER MOTOR.....	K1	121	5
	G1	72	18	BOLT, SPECIAL, 5X14 .....	J9	113	16	CALIPER SUB ASSY., RR. ....	I7	95	4
BOLT, FLANGE, 6X60 .....	F16	71	11	BOLT, SPECIAL, 6X16 .....	J10	114	5	CALIPER SUB ASSY., RR. BRAKE..	I6	94	11
BOLT, FLANGE, 6X75 .....	F2	57	16	BOLT, SPECIAL, 6X17 .....	H13	85	11	CALIPER SUB ASSY., R. FR. ....	H16	88	15
BOLT, FLANGE, 6X8 .....	H9	81	14	BOLT, SPECIAL, 6X22 .....	J16	120	14	CAMSHAFT COMP. ....	E4	43	2
BOLT, FLANGE, 8X100 .....	F3	58	21		K1	121	14	CANISTER COMP. ....	J4	108	1
BOLT, FLANGE, 8X18 .....	K12	132	16	BOLT, SPECIAL, 6X32 .....	F3	58	23	CAP ASSY., NOISE SUPPRESSOR...	K4	124	5
	K14	134	17	BOLT, SPECIAL, 6X45 .....	F3	58	22	CAP ASSY., RESERVE TANK.....	K7	127	10
BOLT, FLANGE, 8X20 .....	K6	126	34	BOLT, STUD, 12X25 .....	I9	97	15	CAP COMP., FUEL FILLER.....	I12	100	22
BOLT, FLANGE, 8X22 .....	K6	126	35	BOLT, STUD, 8X26 .....	E2	41	10	CAP COMP., RADIATOR.....	K7	127	5
BOLT, FLANGE, 8X25 .....	K3	123	28	BOLT, SWINGARM PIVOT .....	J11	115	7	CAP, 14MM.....	E14	53	10
BOLT, FLANGE, 8X28 .....	I7	95	11	BOLT, TERMINAL .....	F1	56	7	CAP, 30MM.....	E14	53	11
BOLT, FLANGE, 8X32 .....	H16	88	18	BOOT B .....	H16	88	14	CAP, 36MM.....	E2	41	11
BOLT, FLANGE, 8X35 .....	J5	109	17		I6	94	18	CAP, BLEEDER.....	H16	88	8
BOLT, FLANGE, 8X36 .....	H11	83	23	BOOT COMP. ....	H6	78	5		I6	94	14
BOLT, FLANGE, 8X42 .....	I7	95	12		H7	79	11	CAP, CAM SHAFT, 20MM.....	E4	43	13
BOLT, FLANGE, 8X45 .....	F4	59	36		I2	90	4	CAP, LOWER HOLDER.....	I8	96	10
	H14	86	19		I4	92	7	CAP, MASTER CYLINDER.....	H6	78	8
	J6	110	26								
BOLT, FLANGE, 8X49 .....	I6	94	19								
BOLT, FLANGE, 8X50 .....	J6	110	27								



# PART NAME INDEX

N 3

Part name	Address	Page	Ref.	Part name	Address	Page	Ref.	Part name	Address	Page	Ref.
CAP, MASTER CYLINDER .....	H7	79	14	CLAMP, WATER HOSE, 25MM .....	F15	70	6	COLLAR, 6X6.5 .....	J9	113	4
	I2	90	12	CLAMP, WATER HOSE, 35MM .....	K7	127	12	COLLAR, 6.2X11 .....	H1	73	13
	I4	92	15	CLAMP, WIRE HARNESS .....	K1	121	16	COLLAR, 6.2X12 .....	I13	101	19
CAP, SOCKET BOLT, 8MM .....	I15	103	8	CLIP .....	I12	100	20	COLLAR, AIR CLEANER MOUNTING ..	J3	107	13
CAP, STEERING STEM NUT .....	H10	82	19				29	COLLAR, CUSHION CONNECTING ROD	J13	117	3
CAP, SWINGARM END .....	J11	115	6	CLIP, BREATHER TUBE .....	J3	107	10	COLLAR, DRUM STOPPER SIDE .....	F12	67	9
CARTRIDGE, OIL FILTER .....	F2	57	7	CLIP, BRUSH .....	J9	113	17		F13	68	19
CASE COMP., THERMOSTAT .....	F15	70	3	CLIP, CABLE, 12MM .....	I6	94	20	COLLAR, EX. PIPE MOUNTING .....	J5	109	11
CASE SUB ASSY., AIR CLEANER ..	J3	107	5	CLIP, COUPLER .....	H4	76	28	COLLAR, FAIRING SETTING .....	E14	53	6
CASE, DRIVE CHAIN .....	J11	115	2		H5	77	16	COLLAR, FENDER SETTING .....	E8	47	17
CASE, L. BOTTOM .....	H14	86	18				17	COLLAR, FR. AXLE DISTANCE .....	I1	89	6
CASE, R. BOTTOM .....	H14	86	10		H11	83	28	COLLAR, FR. FENDER .....	H9	81	9
CATCH COMP., LID .....	K11	131	4		H16	88	19		H13	85	6
CENTER COMP., SHIFT DRUM .....	F12	67	5		I6	94	21	COLLAR, FR. FENDER SETTING .....	K1	121	10
CENTER, CLUTCH .....	E11	50	3		K3	123	22	COLLAR, FR. WHEEL SIDE .....	I1	89	4
CENTER, SHIFT DRUM .....	F13	68	9				23	COLLAR, FUEL PIPE .....	G1	72	16
CHAIN KIT, DRIVE .....	J11	115	1				24	COLLAR, FUEL TANK .....	I11	99	16
CHAIN, CAM .....	E6	45	2	CLIP, FUEL TUBE .....	I12	100	30	COLLAR, GUIDE PLATE DISTANCE ..	F13	68	16
CHAIN, DRIVE .....	J11	115	4	CLIP, HARNESS .....	I12	100	27	COLLAR, L. PIVOT DISTANCE .....	J11	115	10
CIRCLIP .....	H6	78	19		K8	128	20	COLLAR, L. RR. WHEEL SIDE .....	I9	97	4
	H8	80	25	CLIP, INJECTOR .....	G1	72	12	COLLAR, MOUNTING RUBBER .....	J5	109	15
	I2	90	15	CLIP, SWITCH COVER .....	J8	112	19	COLLAR, OIL GUIDE .....	E8	47	2
	I4	92	18	CLIP, THROTTLE WIRE .....	I12	100	25	COLLAR, PILLION SEAT .....	J16	120	5
CIRCLIP, 25MM .....	F9	64	32	CLIP, TRIM .....	I15	103	7	COLLAR, PIVOT DISTANCE CENTER ..	J11	115	8
CIRCLIP, 28MM .....	F9	64	33		J2	106	12	COLLAR, RADIATOR MOUNTING .....	K7	127	7
	F11	66	20		J14	118	5	COLLAR, RR. AXLE DISTANCE .....	I9	97	8
CIRCLIP, 30MM .....	F10	65	17		K10	130	13	COLLAR, RR. BRAKE SIDE .....	I9	97	5
CIRCLIP, 40MM .....	F10	65	18		K11	131	22	COLLAR, RR. FENDER .....	H9	81	10
CIRCLIP, EXTERNAL, 10MM .....	E7	46	13		K12	132	14	COLLAR, R. PIVOT DISTANCE .....	J11	115	9
CIRCLIP, EXTERNAL, 14MM .....	F14	69	31		K13	133	10	COLLAR, SHIFTER .....	F13	68	10
CIRCLIP, EXTERNAL, 16MM .....	F12	67	19	CLIP, TUBE .....	J4	108	8	COLLAR, SHIFT DRUM STOPPER			
CIRCLIP, EXTERNAL, 19MM .....	J8	112	22		K1	121	17		PLATE	F12	67
CIRCLIP, INTERNAL .....	J12	116	20		K8	128	22	COLLAR, SIDE COVER .....	F13	68	18
CIRCLIP, INTERNAL, 40 .....	E9	48	35	CLIP, WIRE .....	H1	73	2	COLLAR, SIDE MOUNTING .....	J16	120	13
CLAMPER A, FR. BRAKE .....	H6	78	3	CLIP, WIRE HARNESS, 25MM .....	K3	123	21	COLLAR, SPLINE, 25X28X13 .....	F8	63	16
CLAMPER A, FR. BRAKE HOSE .....	H7	79	7	CLUTCH ASSY. ....	E12	51	2	COLLAR, SPLINE, 28X31X9 .....	F8	63	11
			8	CLUTCH, ONE WAY .....	E13	52	7		F11	66	7
CLAMPER B, FR. BRAKE HOSE .....	H6	78	4	COIL COMP., IGNITION .....	K4	124	1	COLLAR, SPRING .....	H14	86	3
CLAMPER, CABLE .....	H10	82	16				2	COLLAR, TAILLIGHT MOUNTING .....	H13	85	10
CLAMPER, PARKING BRAKE .....	I8	96	4	COLLAR .....	E9	48	33	CONNECTOR, MASTER CYLINDER .....	I2	90	3
CLAMPER, SENSOR CORD .....	H7	79	2		I15	103	9		I4	92	6
	H16	88	3		K6	126	28	CORD COMP., OXYGEN SENSOR .....	J5	109	14
	I4	92	1	COLLAR A, CUSHION ARM .....	J13	117	2	CORD COMP., TAILLIGHT .....	J16	120	2
CLAMPER, SOLENOID CORD .....	E8	47	4	COLLAR A, L. ENGINE HANGER .....	K5	125	5	COTTER, VALVE .....	E4	43	11
CLAMPER, WATER HOSE .....	K7	127	14	COLLAR A, R. ENGINE HANGER .....	K5	125	4	COUNTERSHAFT COMP. ....	F8	63	3
CLAMP, ABS CORD .....	H7	79	3	COLLAR B, CUSHION ARM .....	J11	115	14		F11	66	1
			4		J13	117	4	COVER ASSY., CYLINDER HEAD .....	E1	40	1
CLAMP, A.C. GENERATOR CORD .....	E15	54	1	COLLAR B, ENGINE HANGER .....	K5	125	6	COVER COMP., A.C. GENERATOR .....	E14	53	1
CLAMP, BRAKE PIPE .....	H9	81	11	COLLAR B, FR. FENDER .....	H13	85	7	COVER COMP., REDUCTION GEAR .....	F16	71	1
			12	COLLAR B, RR. WHEEL DISTANCE ..	I9	97	9	COVER COMP., R. CRANKCASE .....	E7	46	1
CLAMP, HARNESS .....	H4	76	27	COLLAR C, L. ENGINE HANGER .....	K5	125	8		E8	47	1
	H5	77	15	COLLAR C, R. ENGINE HANGER .....	K5	125	7	COVER SET, L. SIDE .....	J1	105	6
CLAMP, MASTER CYLINDER OIL				COLLAR, 22X13 .....	F11	66	8	COVER SET, R. SIDE .....	J1	105	5
HOSE	I2	90	8	COLLAR, 25X28X19 .....	F8	63	13	COVER SUB ASSY., AIR CLEANER ..	J3	107	2
			9	COLLAR, 28MM .....	F8	63	7	COVER, ASSY., CENTER .....	K10	130	6
	I4	92	11		F11	66	4	COVER, BATTERY TERMINAL .....	K1	121	6
			12	COLLAR, 30X11.2 .....	F10	65	6		K2	122	5
CLAMP, PIPE .....	H9	81	1	COLLAR, 40X43X10 .....	F10	65	11	COVER, DUST .....	H1	73	6
CLAMP, TUBE .....	J3	107	12								

# PART NAME INDEX

N 4

Part name	Address	Page	Ref.	Part name	Address	Page	Ref.	Part name	Address	Page	Ref.
COVER, DUST .....	J7	111	5	DISK B, CLUTCH FRICTION .....	E11	50	7	FORK, L. GEARSHIFT .....	F13	68	4
COVER, FOOT SHIFT .....	J7	111	4	DISK, CLUTCH FRICTION .....	E11	50	5	FORK, R. GEARSHIFT .....	F12	67	1
COVER, FR. UNDER .....	K13	133	2						F13	68	1
COVER, HOLDER .....	I8	96	7	DISK, FR. BRAKE .....	I1	89	9				3
COVER, INJECTOR .....	G1	72	13	DISK, RR. BRAKE .....	I9	97	14	FUSE, BLADE .....	K1	121	19
COVER, INNER CENTER .....	K10	130	1	DOWEL PIN, .....	E16	55	9		K2	122	9
COVER, INNER UPPER .....	K12	132	3	DOWEL PIN, 10X16 .....	F4	59	29				10
COVER, LINEAR SOLENOID .....	E10	49	4	DOWEL PIN, 12X20 .....	E2	41	13				11
COVER, LOCK NUT .....	H3	75	15	DOWEL PIN, 2.5X10 .....	E4	43	15				
	H5	77	7	DOWEL PIN, 5X8 .....	E4	43	16	[ G ]			
COVER, L. CABLE UNDER .....	K10	130	5	DOWEL PIN, 8X10 .....	E10	49	10	GASKET, CHANGE SWITCH .....	F3	58	6
COVER, L. RR. ....	E14	53	2		F4	59	32	GASKET, CYLINDER HEAD .....	E2	41	4
COVER, L. TAILLIGHT .....	J16	120	10		F16	71	18	GASKET, CYLINDER HEAD COVER .....	E1	40	2
COVER, MOTOR .....	K5	125	10	DOWEL PIN, 8X14 .....	E7	46	12	GASKET, EX. PIPE .....	J5	109	2
COVER, MUFFLER .....	J5	109	6		E14	53	15	GASKET, REDUCTION COVER .....	F16	71	2
COVER, OIL FILTER .....	E8	47	3		F2	57	14	GASKET, WATER PUMP BODY .....	E16	55	3
COVER, POWER BOX .....	K2	122	8	DOWEL PIN, 8X20 .....	E9	48	34	GAUGE, OIL LEVEL .....	E7	46	2
COVER, R. CABLE UNDER .....	K10	130	4		F14	69	30		E8	47	8
COVER, R. ENGINE SIDE .....	E8	47	16	DRIVER, SCREW .....	K15	135	4	GEAR COMP., PRIMARY DRIVEN .....	E12	51	1
COVER, R. TAILLIGHT .....	J16	120	9	DRUM ASSY., GEARSHIFT .....	F12	67	4	GEAR, COUNTERSHAFT FIFTH .....	F8	63	14
COVER, SEAT FR. ....	J1	105	2		F13	68	5		F11	66	9
COVER, STARTER MAGNETIC				DUCT, AIR CLEANER .....	J3	107	3	GEAR, COUNTERSHAFT SECOND .....	F8	63	6
TERMINAL	K1	121	4	DUCT, L. AIR .....	K13	133	5		F11	66	3
	K2	122	4	DUCT, R. AIR .....	K13	133	4	GEAR, COUNTERSHAFT SIXTH .....	F8	63	17
COVER, THERMOSTAT .....	F15	70	4	DUST SEAL, 17X24X5 .....	J13	117	15		F11	66	10
COVER, WATER PUMP .....	E16	55	2	DUST SEAL, 20X25X4 .....	I7	95	14	GEAR, COUNTER FIRST .....	F8	63	4
COWL SET, L. FR. SIDE .....	K13	133	3	DUST SEAL, 28X37X4 .....	J12	116	25		F11	66	2
COWL SET, R. FR. SIDE .....	K13	133	1	DUST SEAL, 30X37X4 .....	J12	116	26	GEAR, COUNTER FOURTH .....	F8	63	10
COWL, CENTER SEAT .....	I15	103	3	DUST SEAL, 30X47X7.5 .....	I10	98	24		F11	66	6
COWL, CENTER UNDER .....	K14	134	7	DUST SEAL, 30X50X7 .....	I10	98	23	GEAR, COUNTER THIRD .....	F8	63	9
COWL, FR. CENTER .....	K12	132	6	DUST SEAL, MASTER CYLINDER .....	I7	95	10		F11	66	5
COWL, L. SEAT .....	I15	103	2	DUST SEAL, STEERING HEAD .....	H12	84	2	GEAR, MAINSHAFT FIFTH .....	F8	63	12
COWL, L. UNDER .....	K14	134	5	DUST SEAL, STEERING UPPER .....	H12	84	1		F10	65	9
			6	[ E ]				GEAR, MAINSHAFT FOURTH .....	F10	65	8
COWL, R. SEAT .....	I15	103	1	ELEMENT COMP., AIR CLEANER .....	J3	107	1	GEAR, MAINSHAFT SECOND .....	F8	63	5
COWL, R. UNDER .....	K14	134	3	ELEMENT, OIL FILTER .....	E8	47	6	GEAR, MAINSHAFT SIXTH .....	F8	63	15
			4	EMBLEM, KEY .....	H10	82	8	GEAR, MAINSHAFT THIRD .....	F10	65	7
CRANKCASE SET .....	F3	58	1	EMBLEM, PRODUCT .....	H10	82	20	GEAR, MAINSHAFT THIRD & FOURTH	F8	63	8
CRANKSHAFT COMP. ....	F5	60	7	E-RING, 9MM .....	H11	83	20	GEAR, PRIMARY DRIVE .....	E11	50	15
CUP COMP., OIL .....	I2	90	6		I8	96	20		E12	51	3
	I4	92	9	[ F ]				GEAR, SHIFT REDUCTION .....	F16	71	3
CUSHION ASSY., RR. ....	J13	117	1	FENDER A, RR. ....	J16	120	6		E13	52	4
CUSHION A, RR. FENDER .....	K1	121	11	FENDER B SET, RR. ....	J14	118	1	GEAR, STARTER DRIVEN .....	E13	52	5
CYLINDER SET, MASTER .....	H6	78	12	FENDER COMP., FR. ....	H13	85	4	GEAR, STARTER REDUCTION .....	E13	52	2
	H7	79	18	FENDER SET, FR. ....	H13	85	4	GENERATOR ASSY., PULSE .....	E7	46	6
CYLINDER SUB ASSY., FR. MASTER	H6	78	6	FILTER ASSY., FUEL .....	I11	99	7		E8	47	10
	H7	79	12	FILTER COMP., SPOOL VALVE .....	E10	49	6	GRIP .....	K15	135	5
CYLINDER SUB ASSY., RR. MASTER	I2	90	5	FILTER SET, OIL .....	F2	57	2	GRIP COMP., THROTTLE .....	H3	75	8
	I4	92	8	FLANGE SUB ASSY., RR. DRIVEN ..	I9	97	7		H5	77	5
[ D ]				FLYWHEEL COMP. ....	E15	54	2	GRIP, L. HANDLE .....	H3	75	9
DAMPER SET, WHEEL .....	I9	97	1	FORK ASSY., L. FR. ....	H14	86	17		H5	77	6
DAMPER, CONNECTOR .....	I11	99	6	FORK ASSY., R. FR. ....	H14	86	1	GRIP, L. RR. ....	I15	103	5
DIAPHRAGM .....	H6	78	11	FORK, CENTER GEARSHIFT .....	F12	67	2	GRIP, R. RR. ....	I15	103	4
	H7	79	17	FORK, L. GEARSHIFT .....	F12	67	3	GROMMET, AIR CLEANER CASE .....	K14	134	12
	I2	90	13		F13	68	2	GROMMET, RADIATOR SETTING .....	K14	134	1
	I4	92	16								
DIODE ASSY., THREE WAY .....	K2	122	2								



# PART NAME INDEX

N 5

Part name	Address	Page	Ref.	Part name	Address	Page	Ref.	Part name	Address	Page	Ref.
GROMMET, SIDE COVER .....	K12	132	7	JOINT, BREATHER TUBE .....	I11	99	9	MARK, R. WING.....	L1	137	3
GROMMET, SPEAKER PANEL .....	K11	131	2	JOINT, DRIVE CHAIN .....	J11	115	3	MAT, CENTER COVER.....	K10	130	2
GROMMET, TA SENSOR .....	J3	107	8	JOINT, TUBE .....	J4	108	9	METER ASSY., COMBINATION.....	H2	74	1
GUARD, PROTECTOR .....	J5	109	5					MIRROR COMP., L. BACK.....	H3	75	17
GUIDE, CAM CHAIN .....	E6	45	4	[ K ]				MIRROR COMP., R. BACK.....	H5	77	9
GUIDE, CLUTCH OUTER .....	E11	50	2	KEY SET .....	H10	82	4	MIRROR COMP., R. BACK.....	H3	75	16
GUIDE, CORD .....	H10	82	7	KEY, BLANK .....	H10	82	9	MODULATOR ASSY.....	H9	81	7
GUIDE, EX. VALVE .....	E2	41	3	KEY, SEAT LOCK .....	K10	130	8	MOTOR ASSY., RATIO CONTROL.....	F16	71	6
GUIDE, FIRST CLUTCH GEAR .....	E12	51	6	KEY, WOODRUFF, 25X14.....	F6	61	13	MOTOR ASSY., STARTER.....	F1	56	1
GUIDE, IN. VALVE .....	E2	41	2					MUFFLER COMP.....	J5	109	4
GUIDE, L. RR. COVER .....	E14	53	5	[ L ]							
GUIDE, PARKING BRAKE .....	I8	96	5	LABEL, ACCESSORIES & LOADING ..	K16	136	8	[ N ]			
GUIDE, RR. BRAKE HOSE .....	I2	90	2	LABEL, CARGO LIMIT .....	K16	136	9	NUT-WASHER, 6MM.....	F1	56	12
GUIDE, RR. BRAKE HOSE .....	I4	92	5					NUT-WASHER, 8MM.....	I7	95	13
GUIDE, SECOND CLUTCH GEAR .....	E12	51	7	LABEL, CHAIN ADJUSTER .....	K16	136	7	NUT B, TIE ROD.....	J8	112	17
				LABEL, DRIVE CAUTION .....	K16	136	11	NUT, CAP, 6MM.....	H3	75	21
[ H ]				LABEL, DRIVE CHAIN .....	K16	136	5	NUT, CAP, 6MM.....	H6	78	17
HANDLE, EYE WRENCH, 12MM .....	K15	135	11					NUT, CAP, 8MM.....	H7	79	23
HARNESS, WIRE .....	K2	122	3	LABEL, FRENCH TRANSLATION .....	K16	136	12	NUT, CLIP, 5MM.....	J5	109	20
HEADLIGHT ASSY. ....	H1	73	4	LABEL, FUEL & DRIVE .....	K16	136	13	NUT, CLIP, 5MM.....	J2	106	11
HEAD COMP., CYLINDER .....	E2	41	1	LABEL, HELMET INFORMATION .....	K16	136	14		K6	126	26
HINGE, LID .....	K9	129	8	LABEL, RR. DAMPER .....	J13	117	7	NUT, CLIP, 6MM.....	K13	133	9
HOLDER ASSY., HANDLE UPPER .....	H10	82	17	LABEL, TIRE .....	K16	136	3		H1	73	12
HOLDER, ANGLE SENSOR .....	F3	58	5					NUT, CLIP, 6MM.....	J1	105	9
HOLDER, BRUSH .....	F1	56	4	LENS COMP., L. WINKER .....	J15	119	7		J16	120	20
HOLDER, L. STEP .....	J9	113	14					NUT, COWL SETTING, 5MM.....	K9	129	11
HOLDER, MASTER CYLINDER .....	H3	75	7	LENS COMP., R. WINKER .....	J15	119	3		K11	131	14
	H6	78	9					NUT, FIXING.....	K12	132	10
	H7	79	15	LEVER ASSY., PARKING .....	I8	96	11	NUT, FLANGE, 12MM.....	H3	75	23
HOLDER, R. STEP .....	J9	113	9	LEVER ASSY., R. HANDLE .....	H6	78	13		I9	97	18
HOLDER, UPPER .....	I8	96	6					NUT, FLANGE, 12MM.....	K6	126	25
HORN COMP. ....	K2	122	7	LEVER COMP., CLUTCH .....	H7	79	19				
HOSE COMP. A, FR. BRAKE .....	H7	79	5	LEVER COMP., CLUTCH .....	E7	46	3	NUT, FLANGE, 5MM.....	J16	120	23
HOSE COMP. A, RR. BRAKE .....	I4	92	3	LEVER COMP., L. HANDLE .....	H3	75	13	NUT, FLANGE, 6MM.....	I12	100	31
HOSE COMP. D, FR. BRAKE .....	H7	79	6	LEVER COMP., PARKING .....	I8	96	12		I14	102	22
HOSE COMP. E, RR. BRAKE .....	I4	92	4	LEVER, PARKING TOP .....	I8	96	8	NUT, FLANGE, 8MM.....	J16	120	24
HOSE COMP., FR. BRAKE .....	H6	78	2	LID ASSY., MAINTENANCE .....	K11	131	7		J6	110	23
HOSE COMP., FUEL FEED .....	I11	99	17	LID A, LUGGAGE .....	K9	129	1	NUT, FLANGE, 8MM.....	J6	110	23
HOSE COMP., RR. BRAKE .....	I2	90	1	LID B, L. LUGGAGE .....	K9	129	3		K6	126	29
HOSE COMP., RR. MASTER				LID B, R. LUGGAGE .....	K9	129	2	NUT, HEX., 10MM.....	H3	75	22
CYLINDER	I2	90	7	LID, LUGGAGE INNER .....	K9	129	4		H5	77	11
	I4	92	10	LID, OWNERS MANUAL BOX .....	K11	131	9	NUT, HEX., 6MM.....	J8	112	21
HOSE, RADIATOR LOWER .....	K7	127	15	LOCK A, SEAT CATCH .....	I13	101	9	NUT, HEX., 8MM.....	I3	91	24
HOSE, RADIATOR UPPER .....	K7	127	13	LOCK B, SEAT CATCH .....	I13	101	17		I5	93	27
HOSE, WATER BYPASS .....	F15	70	5						J12	116	17
HOUSING, UNDER THROTTLE .....	H3	75	11	[ M ]				NUT, LOCK, 18MM.....	E11	50	19
HOUSING, UPPER THROTTLE .....	H3	75	10	MAINSHAFT .....	F8	63	1	NUT, PUSH, 6MM.....	I13	101	3
				MAINSHAFT COMP., INNER .....	F10	65	3	NUT, RR. FENDER.....	J16	120	8
[ I ]				MAINSHAFT, OUTER .....	F10	65	5	NUT, SETTING.....	K7	127	4
INJECTOR ASSY., FUEL .....	G1	72	11	MARK .....	L1	137	6	NUT, SIDE STAND.....	J10	114	6
INSULATOR .....	F1	56	9					NUT, SPRING, 5MM.....	J2	106	10
INSULATOR, THROTTLE BODY .....	E2	41	6	MARK, ABS .....	L1	137	5		J14	118	4
				MARK, HISS .....	K16	136	1	NUT, STEERING STEM FLANGE.....	H11	83	26
[ J ]				MARK, HONDA .....	L1	137	1	NUT, TAPPET ADJUSTING.....	E4	43	14
JOINT, BRAKE ROD .....	I2	90	16	MARK, L. WING .....	L1	137	4	NUT, U, 10MM.....	J13	117	12
	I4	92	19	MARK, RECEIVER .....	H10	82	2	NUT, U, 18MM.....	I9	97	17

# PART NAME INDEX

N 6

Part name	Address	Page	Ref.	Part name	Address	Page	Ref.	Part name	Address	Page	Ref.
NUT, U, 18MM .....	J12	116	16	PAD SET, RR. ....	I6	94	1	PLATE, DIAPHRAGM.....	I2	90	14
NUT, U, 6MM .....	H13	85	13	PAN, OIL .....	F2	57	1		I4	92	17
	K11	131	19	PAWL A, RATCHET .....	F13	68	11	PLATE, IDLE AIR CONTROL VALVE-	G1	72	8
[ O ]				PAWL B, RATCHET .....	F13	68	12	PLATE, LID LOCK.....	K9	129	6
OIL SEAL, 12X18X5 .....	E7	46	10	PEDAL COMP., BRAKE .....	J7	111	10	PLATE, MAINSHAFT BEARING			
OIL SEAL, 14X22X5 .....	F14	69	29	PEDAL COMP., CHANGE .....	J7	111	1	SETTING	F8	63	2
OIL SEAL, 16X24X5 .....	F12	67	18	PGM-FI UNIT .....	K2	122	15	F10	F10	65	4
OIL SEAL, 28X47.2X7 .....	I1	89	12					PLATE, PARTITION.....	F3	58	2
OIL SEAL, 34X62X8 .....	F9	64	38	PIECE, OIL LOCK .....	K3	123	16	PLATE, PILLION STEP CLICK.....	J9	113	13
	F11	66	22	PIN D, JOINT .....	I3	91	26	PLATE, PILLION STEP SIDE.....	J7	111	12
ORIFICE, 0.8MM .....	E14	53	4		I5	93	29	PLATE, REGISTERED NUMBER.....	K16	136	2
ORIFICE, 1.1MM .....	F3	58	3	PIN, 10X44 .....	E13	52	3	PLATE, SEPARATOR.....	E10	49	3
ORIFICE, 1.5MM .....	F3	58	4	PIN, GEARSHIFT FORK GUIDE.....	F8	63	19	PLATE, SHIFT DRUM BEARING			
O-RING, 13X1.5 .....	E10	49	9		F11	66	12	SETTING	F12	67	14
O-RING, 13.8X2.5 .....	E14	53	12	PIN, GEARSHIFT RETURN SPRING..	F12	67	13	F14	F14	69	24
O-RING, 14.8X2.4 .....	F4	59	30		F13	68	23	PLATE, SOLENOID STOPPER.....	E10	49	1
	I2	90	21	PIN, HANGER .....	H16	88	6	PLATE, STEP SETTING.....	J9	113	2
	I5	93	24		I6	94	12	PLATE, TENSIONER SETTING.....	E6	45	5
O-RING, 16.5X2.5 .....	E9	48	29	PIN, LOCK, 5MM .....	I14	102	26	PLATE, WATER PUMP.....	E16	55	4
	F4	59	31	PIN, PISTON .....	F5	60	3	PLUG.....	J3	107	11
	F16	71	16	PIN, PISTON, 10X33 .....	E13	52	1	PLUG, CHANGE REINFORCEMENT...	I8	96	16
O-RING, 17.8X1.9 .....	G1	72	10	PIN, SEAT HINGE .....	I13	101	13	PLUG, HANDLE UNDER COVER.....	E8	47	15
O-RING, 18X3 .....	E7	46	11	PIN, SHIFTER .....	F13	68	6	PLUG, SPARK.....	E2	41	5
	E9	48	28	PIN, SPLIT, 2.0X15 .....	I3	91	25	PLUNGER, PAWL.....	F13	68	13
O-RING, 22X2 .....	E16	55	10		I5	93	28	PROTECTOR.....	H6	78	7
O-RING, 24.4X3.1 .....	F1	56	13	PIN, SPRING, 3X28.....	J9	113	20		H7	79	13
O-RING, 24.5X1.9 .....	F2	57	12		I8	96	19	PULLER, FUSE.....	K15	135	1
O-RING, 29X2.4 .....	E9	48	32	PIN, STEP BAR .....	J9	113	7	PUMP ASSY., FUEL.....	I11	99	3
	E14	53	14	PIPE COMP. B, FR. BRAKE .....	H9	81	5	PUMP ASSY., OIL.....	F2	57	3
O-RING, 30MM .....	F15	70	11	PIPE COMP. B, RR. BRAKE .....	H9	81	3				
O-RING, 32X1.7 .....	F2	57	11	PIPE COMP. C, FR. BRAKE .....	H9	81	6	PUMP ASSY., WATER.....	E16	55	1
O-RING, 33.2X2.4 .....	H15	87	23	PIPE COMP. C, RR. BRAKE .....	H9	81	4				
O-RING, 33.6X2.2 .....	E12	51	12	PIPE COMP., EX. ....	J5	109	1	[ R ]			
O-RING, 35X2.2 .....	E9	48	26	PIPE COMP., FR. FORK .....	H14	86	5	RADIATOR COMP.....	K7	127	3
O-RING, 35X3 .....	E2	41	12	PIPE COMP., FUEL .....	G1	72	15	RECEIVER UNIT.....	H10	82	1
O-RING, 39.8X2.2 .....	E9	48	27	PIPE COMP., GUARD.....	K5	125	9	RECEIVER, CLUTCH CABLE.....	E7	46	5
O-RING, 48X2.6 .....	E16	55	11	PIPE, OIL PASS .....	E8	47	5	RECTIFIER COMP., REGULATOR...	K2	122	1
O-RING, 4X2 .....	F1	56	14	PIPE, SEAT .....	H14	86	13	REFLECTOR, FR. REFLEX.....	H13	85	1
O-RING, 55X2 .....	I10	98	25	PIPE, STEERING HANDLE .....	H10	82	10	REFLECTOR, REFLEX.....	J16	120	3
O-RING, 7.7X1.9 .....	E9	48	30	PIPE, THREE WAY JOINT.....	I11	99	8	RELAY ASSY., POWER.....	K2	122	14
O-RING, 7.8X1.9 .....	G1	72	19	PISTON .....	F5	60	2	RELAY COMP., WINKER.....	K2	122	12
O-RING, 7.8X2.2 .....	E14	53	13		H16	88	9	RETAINER.....	G1	72	17
O-RING, CONTROL MOTOR .....	F16	71	17		I6	94	5		H16	88	11
OUTER COMP., CLUTCH .....	E11	50	1	PISTON SET, MASTER CYLINDER...	I2	90	10		I6	94	9
OUTER COMP., STARTING CLUTCH	E13	52	6		I4	92	13	RETAINER, VALVE SPRING.....	E4	43	9
OUTER, STARTING CLUTCH .....	E13	52	8	PLATE B, CROSS .....	K5	125	14	RING.....	F1	56	8
[ P ]				PLATE COMP., DRIVE CHAIN GUIDE	E14	53	3	RING SET, PISTON.....	F5	60	1
PACKING, BASE .....	E10	49	5	PLATE, BALANCER BEARING SET...	F6	61	11	RING, BACK UP.....	H14	86	6
	I12	100	21					RING, BACK UP, 8X11.....	E9	48	31
PACKING, FUEL FILLER CAP .....	I12	100	23	PLATE, CENTER CROSS .....	K5	125	13	RING, FR. PULSER.....	I1	89	5
PACKING, MUFFLER .....	J5	109	9	PLATE, CHANGE GUIDE .....	F13	68	14	RING, HANDLE WEIGHT SNAP.....	H10	82	15
PACKING, OIL STRAINER .....	F2	57	6	PLATE, CLUTCH .....	E11	50	8	RING, OIL SEAL STOPPER.....	H14	86	14
PACKING, RESERVE TANK .....	K7	127	11	PLATE, CLUTCH LIFTER.....	E11	50	10	RING, PISTON.....	H14	86	12
PAD SET, FR. ....	H16	88	2	PLATE, CLUTCH PRESSURE .....	E11	50	9	RING, RR. PULSER.....	I9	97	6
PAD SET, PARKING BRAKE .....	I7	95	1	PLATE, CUSHION CONNECTING.....	J13	117	6	RING, SEALING, 26MM.....	F10	65	1
				PLATE, DIAPHRAGM .....	H6	78	10	RING, SNAP, 62MM.....	F9	64	39
					H7	79	16		F11	66	23





# PART NAME INDEX

N 7

Part name	Address	Page	Ref.	Part name	Address	Page	Ref.	Part name	Address	Page	Ref.
RING, STOPPER .....	H16	88	10	SCREW-WASHER, 4X14 .....	I8	96	18	SCREW, TAPPING, 4X16 .....	I16	104	10
	I6	94	16	SCREW-WASHER, 5X10 .....	J4	108	11		K9	129	13
ROD COMP., CONNECTING .....	F5	60	5	SCREW-WASHER, 5X12 .....	F1	56	15	SCREW, TAPPING, 5X12 .....	J2	106	13
ROD COMP., PUSH .....	I2	90	11		G1	72	20		J12	116	27
	I4	92	14	SCREW-WASHER, 5X16 .....	H4	76	24		K10	130	14
ROD, CLUTCH CENTER .....	E11	50	11		H5	77	12	SCREW, TAPPING, 5X14 .....	H2	74	3
ROD, CLUTCH LIFTER .....	E11	50	14	SCREW-WASHER, 5X22 .....	H11	83	21	SCREW, TAPPING, 5X20 .....	J3	107	17
ROD, PILLION SEAT .....	I13	101	11	SCREW, 4X6.6 .....	I11	99	5	SCREW, TORX .....	G1	72	9
ROLLER, 4X8 .....	F12	67	22	SCREW, BLEEDER .....	H16	88	7	SCREW, TORX, 5X17 .....	G1	72	3
	F14	69	35		I6	94	13	SCREW, TORX, 5X8.7 .....	G1	72	2
ROTOR, PULSE .....	E11	50	16	SCREW, FLAT, 4X12 .....	H6	78	20	SCREW, TRUSS, 5X16 .....	K13	133	7
	E12	51	8		H8	80	26		K14	134	13
RUBBER A, HANDLE WEIGHT .....	H10	82	13	SCREW, FLAT, 4X40 .....	I3	91	22	SEAL RING, INJECTOR .....	G1	72	14
RUBBER B, HANDLE WEIGHT .....	H10	82	14		I5	93	25	SEAL SET, FR. FORK .....	H14	86	16
RUBBER, AIR CLEANER CASE				SCREW, OVAL, 6X65 .....	H11	83	25	SEAL SET, PISTON .....	H16	88	1
MOUNTING	H1	73	1	SCREW, PAN, 5X15 .....	K11	131	18		I6	94	2
	H9	81	2		K12	132	11	SEAL, AIR CLEANER .....	J3	107	4
	K5	125	1	SCREW, PAN, 5X16 .....	I8	96	17	SEAL, CENTER COVER .....	K10	130	3
RUBBER, AIR CLEANER MOUNTING	I13	101	2	SCREW, PAN, 5X22 .....	H4	76	29	SEAL, DUST .....	H15	87	22
RUBBER, CANISTER .....	J4	108	2	SCREW, PAN, 6X12 .....	J5	109	18	SEAL, IGNITION SWITCH .....	H10	82	3
RUBBER, CONTROL BOX .....	H9	81	13		K6	126	23	SEAL, LUGGAGE TRAY .....	K11	131	3
RUBBER, CROSS PLATE .....	K5	125	12	SCREW, PAN, 6X14 .....	I15	103	6	SEAL, MAINTENANCE LID .....	K11	131	8
			17		J1	105	7	SEAL, RADIATOR CAP .....	K7	127	8
RUBBER, CUSHION .....	K7	127	1		J11	115	15	SEAL, RING .....	F10	65	2
RUBBER, DUST SEAL .....	J7	111	3		J16	120	16	SEAL, SHELTER LID .....	K9	129	5
RUBBER, EX. PIPE MOUNTING .....	J5	109	10		K9	129	9	SEAL, VALVE STEM .....	E4	43	1
RUBBER, FUEL TANK LOWER					K10	130	11	SEAT ASSY., PILLION .....	I13	101	15
MOUNTING	I11	99	15		K11	131	12	SEAT ASSY., SINGLE .....	I13	101	6
RUBBER, FUEL TANK UPPER				SCREW, PAN, 6X16 .....	K11	131	17	SEAT, JUDDER SPRING .....	E11	50	4
MOUNTING	I11	99	14	SCREW, PAN, 6X16.5 .....	J16	120	17	SEAT, SPRING .....	H14	86	4
RUBBER, GEAR CHANGE PEDAL .....	J7	111	7		K9	129	10	SEAT, VALVE SPRING .....	E4	43	10
RUBBER, HEADLIGHT CASE				SCREW, PAN, 6X20 .....	H13	85	12	SENSOR ASSY., AIR TEMP .....	J3	107	15
MOUNTING	I13	101	5		J16	120	19	SENSOR ASSY., ANGLE .....	E8	47	14
RUBBER, MAIN STEP .....	J9	113	10	SCREW, RIVET, 1.8X5 .....	K6	126	27		F3	58	13
RUBBER, METER CUSHION .....	H2	74	2	SCREW, SPECIAL, 4X10 .....	J15	119	2		F16	71	7
RUBBER, MOUNTING .....	E1	40	4	SCREW, SPECIAL, 5MM .....	K13	133	6	SENSOR ASSY., BANK ANGLE .....	K2	122	6
RUBBER, MUFFLER MOUNTING .....	J5	109	16	SCREW, SPECIAL, 5X11 .....	J1	105	8	SENSOR ASSY., OIL PRESSURE .....	E10	49	7
RUBBER, PROTECTOR MOUNTING .....	J5	109	7		J14	118	3	SENSOR ASSY., SPEED .....	F3	58	11
RUBBER, PROTECTOR PACKING .....	J5	109	3		K10	130	12	SENSOR ASSY., THERMOSTAT OIL .....	F3	58	12
RUBBER, RADIATOR MOUNTING .....	K7	127	6		K11	131	16	SENSOR ASSY., WATER TEMP .....	F15	70	8
RUBBER, RR. FENDER CUSHION .....	H13	85	9		K14	134	14	SENSOR SET .....	G1	72	1
RUBBER, RR. FRAME .....	I12	100	26	SCREW, SPECIAL, 5X14 .....	I2	90	18	SENSOR, FR. WHEEL SPEED .....	H16	88	4
RUBBER, SEAT CUSHION .....	I13	101	8		I5	93	21	SENSOR, OXYGEN .....	J5	109	13
RUBBER, SEAT SETTING .....	I13	101	7	SCREW, SPECIAL, 5X17 .....	K10	130	10	SENSOR, RR. WHEEL SPEED .....	I6	94	3
RUBBER, SHOCK .....	K1	121	9	SCREW, SPECIAL, 6X14 .....	J16	120	18	SHAFT COMP., BALANCER .....	F6	61	9
RUBBER, SIDE COVER .....	J16	120	11	SCREW, SPECIAL, 6X16 .....	H1	73	11	SHAFT COMP., FR. BALANCER .....	F6	61	9
RUBBER, TAILLIGHT .....	J3	107	14		K11	131	15	SHAFT COMP., ROCKER .....	E4	43	4
RUBBER, TAILLIGHT MOUNTING .....	J16	120	12	SCREW, SPECIAL, 6X8 .....	J15	119	13	SHAFT COMP., RR. BALANCER .....	F6	61	10
RUBBER, TENSIONER ARM .....	J1	105	1	SCREW, TAPPET ADJUSTING .....	E4	43	7	SHAFT, GEARSHIFT FORK .....	F12	67	6
	K14	134	2	SCREW, TAPPING, 3X10 .....	K13	133	11		F13	68	8
RUBBER, THERMOSTAT .....	F15	70	2	SCREW, TAPPING, 3X16 .....	H11	83	27	SHIFTER, DRUM .....	F13	68	7
RUBBER, WINKER MOUNTING .....	J15	119	5	SCREW, TAPPING, 3X8 .....	K8	128	21	SHIM K, DIFFERENTIAL CASE .....	E13	52	9
				SCREW, TAPPING, 4X12 .....	H1	73	3	SHROUD ASSY. ....	K7	127	2
					I14	102	21	SHROUD, L. ....	J1	105	4
					J16	120	22	SHROUD, R. ....	J1	105	3
					K9	129	12	SLEEVE .....	I6	94	15
					K11	131	23		I7	95	7
					K13	133	12	SLIDER, CHAIN .....	J11	115	11
					K14	134	15	SOCKET COMP. ....	H1	73	5

[ S ]

# PART NAME INDEX

N 8

Part name	Address	Page	Ref.	Part name	Address	Page	Ref.	Part name	Address	Page	Ref.
SOLENOID ASSY., LINEAR .....	E10	49	8	STAY, HARNESS CLIP .....	E8	47	11	TIRE, RR. ....	I9	97	12
SPACER, IGNITION COIL .....	K4	124	4	STAY, HEADLIGHT MOUNTING .....	H1	73	9	TRAY, FUEL TANK .....	I11	99	10
SPANNER, 10X14 .....	K15	135	10	STAY, HORN .....	K3	123	17	TRAY, LUGGAGE BOX .....	K11	131	6
SPANNER, 12X14 .....	K15	135	6	STAY, KEY LOCK .....	K10	130	9	TRIM, FUEL TANK .....	K5	125	2
SPANNER, 8X12 .....	K15	135	9	STAY, L. AIR CLEANER CASE .....	K5	125	16	TUBE .....	J4	108	5
SPINDLE COMP., GEARSHIFT .....	F12	67	11	STAY, L. FR. REFLECTOR .....	H13	85	3	TUBE A, DRAIN .....	I11	99	11
	F13	68	21	STAY, METER .....	K12	132	2				
SPRING, BALL SETTING .....	I8	96	1	STAY, OIL CUP .....	I2	90	17	TUBE B, DRAIN .....	I11	99	13
SPRING, BRAKE PEDAL .....	J7	111	11		I4	92	20	TUBE, 4.5X340 .....	I11	99	13
SPRING, CARBON BRUSH .....	F1	56	5	STAY, PILLION SEAT HINGE .....	I13	101	12	TUBE, 5.3X250 .....	K8	128	23
SPRING, CLUTCH .....	E11	50	12	STAY, RADIATOR LOWER .....	K7	127	17	TUBE, 5.3X580 .....	K8	128	24
SPRING, CLUTCH LEVER .....	E7	46	4	STAY, RADIATOR UPPER .....	K7	127	16	TUBE, AIR CLEANER CONNECTING ..	J3	107	6
SPRING, FR. FORK .....	H14	86	2	STAY, RR. BRAKE HOSE .....	I4	92	2	TUBE, BATTERY DRAIN .....	K1	121	13
SPRING, FR. REBOUND .....	H14	86	9	STAY, R. AIR CLEANER CASE .....	K5	125	15	TUBE, BREATHER .....	J3	107	7
SPRING, GEARSHIFT RETURN .....	F12	67	12	STAY, R. FR. REFLECTOR .....	H13	85	2	TUBE, CANISTER DRAIN .....	J4	108	4
	F13	68	22	STAY, SPEED SENSOR .....	I6	94	4	TUBE, CANISTER OPEN AIR .....	J4	108	3
SPRING, JUDDER .....	E11	50	13	STAY, WINKER .....	J15	119	4	TUBE, JOINT .....	J4	108	7
SPRING, KICK STARTER STOPPER ..	J9	113	1	STAY, WIRE .....	G1	72	4	TUBE, PURGE CONTROL SOLENOID			
SPRING, LOCK KEY SETTING .....	K10	130	7	STEM SUB ASSY., STEERING .....	H12	84	3	JOINT	J4	108	6
SPRING, L. STEP RETURN .....	J9	113	8	STOPPER .....	I11	99	4	TUBE, SEPARATOR BREATHER .....	I11	99	18
SPRING, OIL FILTER .....	E8	47	7	STOPPER COMP., DRUM .....	F13	68	17		I12	100	19
SPRING, OIL THROUGH .....	I13	101	1	STOPPER COMP., GEARSHIFT DRUM ..	F12	67	7	TUBE, VINYL, 8X12X190 .....	J3	107	18
SPRING, PAD .....	H16	88	5	STOPPER, TERMINAL .....	F1	56	10				
	I6	94	6	STRAINER COMP., OIL .....	F2	57	5	[ V ]			
	I7	95	2	SUB GEAR, PRIMARY .....	E12	51	4	VALVE SET, IDLE AIR CONTROL ...	G1	72	7
SPRING, PAWL PLUNGER .....	F13	68	15	SUB HARNESS, OXYGEN SENSOR				VALVE, EX. ....	E4	43	6
SPRING, PRIMARY DAMPER .....	E12	51	5		EARTH	J5	109	VALVE, IN. ....	E4	43	5
SPRING, R. STEP RETURN .....	J9	113	3	SUSPENSION, WINKER RELAY .....	K2	122	13	VALVE, PURGE CONTROL SOLENOID ..	J4	108	10
SPRING, SEAT LOCK .....	I13	101	16	SWINGARM SUB ASSY., RR. ....	J11	115	13	VALVE, RIM .....	I1	89	2
SPRING, SHIFT DRUM STOPPER ...	F12	67	10	SWITCH ASSY., COMBINATION &					I9	97	13
	F13	68	20	LOCK	H10	82	5	[ W ]			
SPRING, SIDE STAND .....	J10	114	3	SWITCH ASSY., ENGINE STOP .....	H3	75	4	WASHER .....	F1	56	11
SPRING, STOP SWITCH .....	J7	111	9	SWITCH ASSY., ENGINE STOP &				WASHER A, THRUST, 20MM .....	F8	63	22
SPRING, SWITCH .....	I8	96	9	D-N MODE	H5	77	3	WASHER B, HANDLE HOLDER			
SPRING, VALVE .....	E4	43	8	SWITCH ASSY., FR. STOP .....	H6	78	1	SETTING	J16	120	21
SPROCKET, CAM .....	E6	45	1		H7	79	1	WASHER, 10.2MM .....	F9	64	26
SPROCKET, DRIVE .....	F8	63	18	SWITCH ASSY., NEUTRAL .....	F3	58	9	WASHER, 10.5X36X4 .....	E11	50	21
	F11	66	11	SWITCH ASSY., OIL PRESSURE .....	F3	58	10		E12	51	11
SPROCKET, FINAL DRIVEN .....	I9	97	2	SWITCH ASSY., RR. STOP .....	J7	111	8	WASHER, 12MM .....	F4	59	28
STATOR COMP. ....	E15	54	3	SWITCH ASSY., SIDE STAND .....	J10	114	1	WASHER, 12.5X34X5 .....	E15	54	5
STAY A, FENDER .....	J16	120	7	SWITCH ASSY., STARTER MAGNETIC ..	K1	121	8	WASHER, 14MM .....	F14	69	25
STAY A, L. UNDER COWL .....	K14	134	10	SWITCH ASSY., WINKER .....	H3	75	5	WASHER, 18MM .....	E11	50	20
STAY A, R. UNDER COWL .....	K14	134	8	SWITCH ASSY., WINKER & HAND				WASHER, 20X31.5X2 .....	I10	98	19
STAY B, L. UNDER COWL .....	K14	134	11	SHIFT	H5	77	4		J12	116	19
STAY B, R. UNDER COWL .....	K14	134	9	SWITCH COMP., FR. LEVER .....	H3	75	6	WASHER, 27.5X48X2 .....	E12	51	10
STAY COMP., BATTERY BOX .....	K1	121	1	SWITCH UNIT, GEAR CHANGE .....	J7	111	6	WASHER, 40.2X51X1 .....	F10	65	13
STAY COMP., FR. COWL .....	K12	132	1	[ T ]				WASHER, 6MM .....	K11	131	21
STAY COMP., IGNITION COIL .....	K4	124	3	TANK ASSY., FUEL .....	I11	99	1	WASHER, 6.5X25X1.5 .....	I12	100	28
STAY SET, FR. TANK .....	K5	125	11					WASHER, 8MM .....	J5	109	21
STAY, ANGLE SENSOR CORD .....	F3	58	14	TANK COMP., RADIATOR RESERVE ..	K7	127	9		J8	112	18
	F16	71	8	TENSIONER COMP., CAM CHAIN .....	E6	45	3	WASHER, 8.5X28 .....	J6	110	22
STAY, BATTERY BOX .....	K1	121	1	THERMOSTAT .....	F15	70	1	WASHER, CHAIN SLIDER .....	J11	115	12
STAY, FR. BRAKE HOSE .....	H7	79	9	THREAD B, STEERING HEAD TOP ...	H12	84	6	WASHER, DRAIN PLUG, 12MM .....	F2	57	13
				THREAD COMP., STEERING HEAD				WASHER, DRUM STOPPER .....	F12	67	15
STAY, FUEL HOSE .....	E8	47	9	TOP	H12	84	4				
	F3	58	8	TIRE, FR. ....	I1	89	8				
STAY, HARNESS .....	E8	47	12								
	F15	70	7								



# PART NAME INDEX

Part name	Address	Page	Ref.	Part name	Address	Page	Ref.	Part name	Address	Page	Ref.
WASHER, HEADLIGHT BRACKET MOUNTING	H1	73	10	WINKER ASSY., R. RR. ....	J15	119	8				
WASHER, LOCK .....	E11	50	22	WIRE, HELMET SETTING .....	K15	135	2				
	H12	84	7	WRENCH, BOX .....	K15	135	7				
WASHER, LOCK, 25MM .....	F9	64	28	WRENCH, EYE, 22MM .....	K15	135	12				
WASHER, LOCK, 28MM .....	F9	64	30	WRENCH, EYE, 27MM .....	K15	135	13				
	F11	66	19	WRENCH, HEX., 5MM .....	K15	135	8				
WASHER, NEUTRAL .....	F4	59	26								
WASHER, OIL BOLT .....	H6	78	18								
	H8	80	24								
	I2	90	20								
	I5	93	23								
WASHER, PLAIN, 4MM .....	I14	102	23								
WASHER, PLAIN, 4X8 .....	I8	96	14								
WASHER, PLAIN, 5MM .....	H2	74	4								
	I14	102	24								
WASHER, PLAIN, 8MM .....	I14	102	25								
	I16	104	11								
	J9	113	19								
	K6	126	31								
	K11	131	24								
WASHER, RR. SWINGARM .....	I10	98	20								
WASHER, RUBBER .....	H13	85	8								
WASHER, SEALING, 10MM .....	F4	59	25								
WASHER, SEALING, 6MM .....	E6	45	8								
	E7	46	9								
	E9	48	24								
WASHER, SEALING, 6.5MM .....	E16	55	8								
	F4	59	27								
WASHER, SEALING, 8MM .....	F4	59	24								
WASHER, SPECIAL .....	F10	65	12								
WASHER, SPECIAL, 8MM .....	H15	87	21								
WASHER, SPLINE, 25MM .....	F9	64	27								
WASHER, SPLINE, 25X31X1.5 .....	F8	63	23								
WASHER, SPLINE, 28MM .....	F9	64	29								
	F11	66	18								
WASHER, SPLINE, 28X34X1.5 .....	F9	64	24								
	F11	66	15								
WASHER, SPLINE, 30X36X1.5 .....	F10	65	14								
WASHER, SPLINE, 40MM .....	F10	65	16								
WASHER, THRUST, 16MM .....	F12	67	16								
WASHER, THRUST, 20MM .....	F11	66	16								
WASHER, THRUST, 20X0.9 .....	F9	64	31								
WASHER, THRUST, 22MM .....	E11	50	23								
WASHER, THRUST, 22X30X1 .....	F11	66	14								
WASHER, THRUST, 24X32X1.5 .....	F8	63	21								
WASHER, THRUST, 25MM .....	F9	64	25								
WASHER, THRUST, 30.5MM .....	F10	65	15								
WASHER, THRUST, 5MM .....	K12	132	12								
WEIGHT B, STEERING HANDLE .....	H10	82	11								
WEIGHT, BALANCE .....	I1	89	1								
	I9	97	11								
WEIGHT, STEERING HANDLE .....	H10	82	12								
WHEEL SUB ASSY., FR. ....	I1	89	7								
WHEEL SUB ASSY., RR. ....	I9	97	10								
WINDSCREEN SET .....	K12	132	4								
WINKER ASSY., L. FR. ....	J15	119	6								
WINKER ASSY., L. RR. ....	J15	119	10								
WINKER ASSY., R. FR. ....	J15	119	1								



---

**1**

**FOREWORD INDEX**

---

**2**

**ENGINE GROUP**

---

**3**

**FRAME GROUP**

---

**4**

**PART NUMBER INDEX**

---

**5**

**PART NAME INDEX**

---

**HONDA**  
The Power of Dreams



# PARTS CATALOGUE NEWS

Honda Motor Co., Ltd.  
Customer Service Technology Development Division

## PARTS CATALOGUE - CORRECTED

Printed in Japan

CODE NO.	13MJLE31
PARTS CATALOGUE NEWS	NC750X / NC750XD NC750XA / NC700XD NC750XE NC750XDE NC750XAE NC700XDE
NEWS NO.	001

Block No.	Ref. No.	Note	Part No.	Description	Reqd. QTY				Serial No.	Parts catalogue code	
					NC750 XE	NC750 XDE	NC750 XAE	NC700 XDE			
F-11	8	E	44711-MJL-D31	*PART NO. DELETION							
		A	44711-MGZ-D82	TIRE, FR. (PIRELLI) (120/70ZR17 M/C 58W)	-	1	-	-	-----	-----	RU, TH
F-15	12	E	42711-MGZ-D81	*PART NO. DELETION							
		A	42711-MGZ-D82	TIRE, RR. (PIRELLI) (160/60ZR17 M/C 69W)	-	1	-	1	-----	-----	RU, TH
F-32	3	E	91540-TA0-D30	*PART NO. DELETION							
		T	32100-MJL-D51	HARNESS, WIRE.....	-	1	-	-	-----	-----	RU
		E	32100-MJL-M51	*PART NO. DELETION							
		E	32100-MJL-D80	*PART NO. DELETION							
		A	32100-MJL-D31	HARNESS, WIRE.....	1	-	-	-			
		A	32100-MJL-D52	.....	-	1	-	1	-----	-----	2ED, ED
		A	32100-MJL-M52	.....	-	1	-	-	-----	-----	3ED
		A	32100-MJL-D81	.....	-	-	1	-			
F-43	3	E	87505-MJL-D30	*PART NO. DELETION							
		T	87505-MJL-D31	LABEL, TIRE (ENGLISH).....	1	1	1	1			

NOTE A:PART NO. CHANGE D:NEWLY PROVIDED E:PART NO. DELETION K:REQUIRED NO. CORRECTION L:APPLICATION SERIAL NO. CORRECTION  
M:PART DESCRIPTION CORRECTION T:APPLICATION CORRECTION Z:REMARKS CHANGE



# PARTS CATALOGUE NEWS

Honda Motor Co., Ltd.  
Customer Service Technology Development Division

## PARTS CATALOGUE - CORRECTED

Printed in Japan

CODE NO.	13MJLE31
PARTS CATALOGUE NEWS	NC750X / NC750XD NC750XA / NC700XD NC750XE NC750XDE NC750XAE NC700XDE
NEWS NO.	002

Block No.	Ref. No.	Note	Part No.	Description	Reqd. QTY				Serial No.	Parts catalogue code
					NC750 XE	NC750 XDE	NC750 XAE	NC700 XDE		
F-32	15	E	38770-MJL-D31	*PARTS NO. DELETION						
		A	38770-MJL-D32	PGM-FI UNIT.....	1	-	1	-		
	16	E	38770-MJL-D51	*PARTS NO. DELETION						
		E	38770-MJL-L51	*PARTS NO. DELETION						
		E	38770-MJL-M50	*PARTS NO. DELETION						
		A	38770-MJL-D52	PGM-FI UNIT.....	-	1	-	-	-----	ED, RU
		A	38770-MJL-L52	.....	-	-	-	1		
		A	38770-MJL-M51	.....	-	1	-	-	-----	3ED

NOTE A:PART NO. CHANGE D:NEWLY PROVIDED E:PART NO.DELETION K:REQUIRED NO. CORRECTION L:APPLICATION SERIAL NO. CORRECTION  
M:PART DESCRIPTION CORRECTION T:APPLICATION CORRECTION Z:REMARKS CHANGE





# PARTS CATALOGUE NEWS

Honda Motor Co., Ltd.  
Customer Service Technology Development Division

## PARTS CATALOGUE - CORRECTED

Printed in Japan

CODE NO.	13MJLE31
PARTS CATALOGUE NEWS	NC750X / NC750XD NC750XA / NC700XD NC750XE NC750XDE NC750XAE NC700XDE
NEWS NO.	003

Block No.	Ref. No.	Note	Part No.	Description	Reqd. QTY				Serial No.	Parts catalogue code
					XE	NC750 XDE	XAE	NC700 XDE		
E-9	2	T	11351-MGS-D50	COVER, L. RR. ....	-	1	-	1	-----	2ED, ED, RU, TH
		A	11350-MJL-M50	.....	-	1	-	1	-----	3ED
F-3-1	3	T	35130-MJL-D50	SWITCH ASSY., ENGINE STOP & D-N MODE	-	1	-	1	-----	2ED, 3ED, ED
		A	35130-MJL-D51	.....	-	1	-	-	-----	RU, TH
	4	T	35200-MJL-D50	SWITCH ASSY., WINKER & HAND SHIFT	-	1	-	1	-----	2ED, 3ED, ED
		A	35200-MJL-D51	.....	-	1	-	-	-----	RU, TH
F-17	6	E	77100-MJL-D30	*PARTS NO. DELETION						
		T	77100-MJL-D31	SEAT ASSY., SINGLE .....	1	1	1	1		
	15	E	77300-MJL-D30	*PARTS NO. DELETION						
		T	77300-MJL-D31	SEAT ASSY., PILLION .....	1	1	1	1		
F-22	5	E	18319-KGF-900	*PARTS NO. DELETION						
		A	18319-KTF-670	GUARD, PROTECTOR .....	-	1	-	-	-----	TH
F-32	3	E	32100-MJL-D51	*PARTS NO. DELETION						
		T	32100-MJL-D52	HARNESS, WIRE .....	-	1	-	1	-----	2ED, ED, RU

NOTE A:PART NO. CHANGE D:NEWLY PROVIDED E:PART NO. DELETION K:REQUIRED NO. CORRECTION L:APPLICATION SERIAL NO. CORRECTION  
M:PART DESCRIPTION CORRECTION T:APPLICATION CORRECTION Z:REMARKS CHANGE



# PARTS CATALOGUE NEWS

Honda Motor Co., Ltd.  
Customer Service Technology Development Division

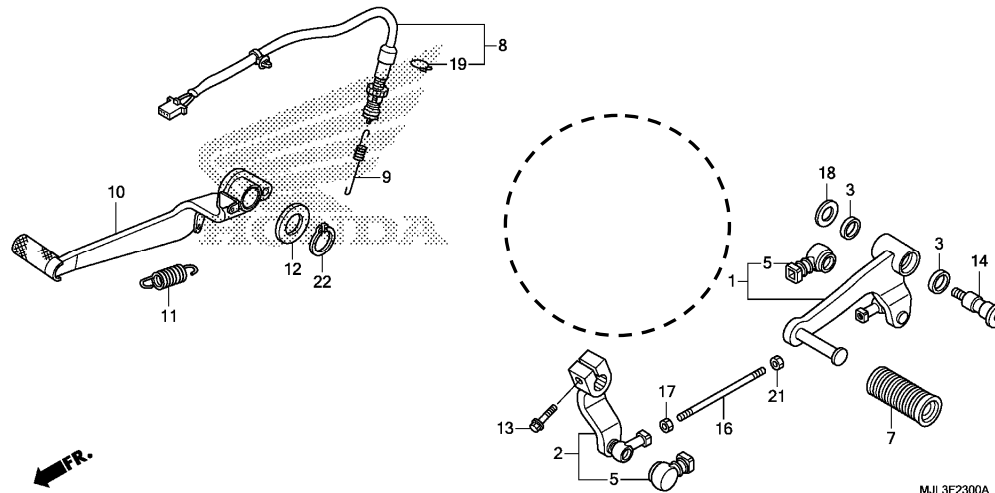
## PARTS CATALOGUE - CORRECTED

Printed in Japan

CODE NO.	13MJLE31
PARTS CATALOGUE NEWS	NC750X / NC750XD NC750XA / NC700XD NC750XE NC750XDE NC750XAE NC700XDE
NEWS NO.	004

Block No.	Ref. No.	Note	Part No.	Description	Reqd. QTY				Serial No.	Parts catalogue code
					NC750 XE	NC750 XDE	NC700 XAE	NC700 XDE		

F-23 PEDAL



F-23	1	T	24705-MGS-D30	PEDAL COMP., CHANGE .....	1	-	1	-		
	2	E	24706-MGS-D50	*PARTS NO. DELETION						

NOTE A:PART NO. CHANGE D:NEWLY PROVIDED E:PART NO. DELETION K:REQUIRED NO. CORRECTION L:APPLICATION SERIAL NO. CORRECTION  
M:PART DESCRIPTION CORRECTION T:APPLICATION CORRECTION Z:REMARKS CHANGE

## PARTS CATALOGUE NEWS

BOOKNo. : 13MJLE31

Block No.	Ref. No.	Note	Part No.	Description	Reqd. QTY				Serial No.	Parts catalogue code
					NC750 XE	XDE	XAE	NC700 XDE		
	3	T	24706-MK3-770	RUBBER, DUST SEAL .....	2	-	2	-		
	4	E	24715-MGS-D50	*PARTS NO. DELETION						
	5	T	24724-MBW-D21	COVER, DUST .....	2	-	2	-		
	6	E	24750-MGS-D51	*PARTS NO. DELETION						
	7	T	24781-KR3-770	RUBBER, GEAR CHANGE PEDAL ....	1	-	1	-		
	13	T	90010-ML0-720	BOLT, FLANGE, 6X20 .....	1	-	1	-		
	14	T	90115-KAF-000	BOLT, CHANGE PIVOT .....	1	-	1	-		
	15	E	90157-MF5-000	*PARTS NO. DELETION						
	16	E	90165-MGS-D50	*PARTS NO. DELETION						
	17	T	90201-KV3-700	NUT B, TIE ROD (LEFT HAND THREAD)	1	-	1	-		
	18	T	90514-921-000	WASHER, 8MM .....	1	-	1	-		
	20	E	90650-KV6-003	*PARTS NO. DELETION						
	21	T	94002-06020-0S	NUT, HEX., 6MM .....	1	-	1	-		

NOTE A:PART NO. CHANGE D:NEWLY PROVIDED E:PART NO.DELETION K:REQUIRED NO. CORRECTION L:APPLICATION SERIAL NO. CORRECTION  
M:PART DESCRIPTION CORRECTION T:APPLICATION CORRECTION Z:REMARKS CHANGE



# PARTS CATALOGUE NEWS

Honda Motor Co., Ltd.  
Customer Service Technology Development Division

Printed in Japan

CODE NO.	13MJLE31
PARTS CATALOGUE NEWS	NC750X / NC750XD NC750XA / NC700XD NC750XE NC750XDE NC750XAE NC700XDE
NEWS NO.	005

## NEW MODEL NC750XE-MA TYPE COMPONENT PARTS-MARKETED.

This Parts News lists NC750XE-MA type parts exclusively and is based on NC750XE-ED type listed on the NC750XE, NC750XDE, NC750XAE and NC700XDE Parts Catalogue. All other parts not listed herein are the same as NC750XE-ED type parts.

Model	Area code	Type	Applicable engine serial No.	Applicable frame serial No.	Applicable throttle body identification No.
NC750XE	MA	Malaysia	RC70E-5000001~	JH2RC729*EK000001~	GQ3UA A

PARTS CATALOGUE NEWS

BOOKNo. : 13MJLE31

NC750X (NC750XE).....MA

No.	MODEL		NC750XE							
	COLOR		Sword silver metallic	Graphite black	Mat pearl glare white	Candy arcadian red	Applicable model		Applicable block No.	Ref.No.
	CODE		NH-A95M	NH-B01	NH-B54P	R-305C	Initial applicable model	Final applicable model		
	Name of colored parts	Basic part No.	NHA95	NHB01	NHB54	R305				
1	BODY COMP., FRAME	50100-MJL-D30	ZB	ZB	ZB	ZB			F-34	3
2	COVER SET, L. SIDE	83700-MJL-D30	ZA	ZA	ZA	ZA			F-19	6
3	COVER SET, R. SIDE	83600-MJL-D30	ZA	ZA	ZA	ZA			F-19	5
4	COVER, ASSY., CENTER	64510-MGS-D31	ZA	ZA	ZA	ZA			F-37	6
5	COVER, FR. UNDER	64273-MGS-D30	ZA	ZA	ZA	ZA			F-40	2
6	COVER, INNER UPPER	61317-MGS-D30	ZA	ZA	ZA	ZA			F-39	3
7	COVER, SEAT FR.	64375-MGS-D30	ZL	ZK	ZJ	ZH			F-19	2
8	COWL SET, L. FR. SIDE	64275-MGS-D31	ZB	ZB	ZB	ZB			F-40	3
9	COWL SET, R. FR. SIDE	64270-MGS-D31	ZB	ZB	ZB	ZB			F-40	1
10	COWL, CENTER SEAT	77217-MGS-D30	ZL	ZK	ZJ	ZH			F-18	3
11	COWL, CENTER UNDER	64500-MGS-D30	ZC	ZC	ZC	ZC			F-41	7
12	COWL, FR. CENTER	64260-MGS-D30	ZA	ZA	ZA	ZA			F-39	6
13	COWL, L. SEAT	77216-MJJ-D30	ZH	ZG	ZF	ZE			F-18	2
14	COWL, L. UNDER	64400-MGS-D31	ZA	ZA	ZA	ZA			F-41	5
15	COWL, R. SEAT	77215-MJJ-D30	ZH	ZG	ZF	ZE			F-18	1
16	COWL, R. UNDER	64300-MGS-D30	ZA	ZA	ZA	ZA			F-41	3
17	DUCT, L. AIR	64290-MGS-D30	ZL	ZK	ZJ	ZH			F-40	5
18	DUCT, R. AIR	64280-MGS-D30	ZL	ZK	ZJ	ZH			F-40	4
19	FENDER B SET, RR.	80110-MGS-D30	ZB	ZB	ZB	ZB			F-28	1
20	FENDER COMP., FR.	61100-MGS-D30	ZN	ZF	ZM	ZL			F-8	4
21	GRIP, L. RR.	77340-MJJ-D30	ZC	ZC	ZC	ZC			F-18	5
22	GRIP, R. RR.	77330-MJJ-D30	ZC	ZC	ZC	ZC			F-18	4
23	HOLDER ASSY., HANDLE UPPER	53130-MGS-D30	ZA	ZA	ZA	ZA			F-6	17
24	LID A, LUGGAGE	64101-MGS-D30	ZL	ZK	ZJ	ZH			F-36	1

NOTE A:PART NO. CHANGE D:NEWLY PROVIDED E:PART NO.DELETION K:REQUIRED NO. CORRECTION L:APPLICATION SERIAL NO. CORRECTION  
M:PART DESCRIPTION CORRECTION T:APPLICATION CORRECTION Z:REMARKS CHANGE

## PARTS CATALOGUE NEWS

BOOKNo. : 13MJLE31

## NC750X (NC750XE).....MA

No.	MODEL		NC750XE							
	COLOR		Sword silver metallic	Graphite black	Mat pearl glare white	Candy arcadian red	Applicable model		Applicable block No.	Ref.No.
	CODE		NH-A95M	NH-B01	NH-B54P	R-305C	Initial applicable model	Final applicable model		
	Name of colored parts	Basic part No.	NHA95	NHB01	NHB54	R305				
25	LID B, L. LUGGAGE	64103-MGS-D30	ZA	ZA	ZA	ZA			F-36	3
26	LID B, R. LUGGAGE	64102-MGS-D30	ZA	ZA	ZA	ZA			F-36	2
27	MARK	86831-MJL-D30	ZA	ZA	ZA	ZA			F-44	7
28	MARK, HONDA	86101-MGS-D30	ZA	ZA	ZA	ZA			F-44	1
29	MARK, HONDA	86103-MGS-D30	ZA	ZA	ZA	ZA			F-44	2
30	MARK, L. WING	86202-MGS-D31	ZA	ZA	ZA	ZA			F-44	4
31	MARK, R. WING	86201-MGS-D31	ZA	ZA	ZA	ZA			F-44	3
32	PIPE, STEERING HANDLE	53100-MGS-D30	ZA	ZA	ZA	ZA			F-6	10
33	SHROUD, L.	64395-MGS-D30	-	ZG	-	ZH			F-19	4
34	SHROUD, L.	64395-MGS-E30	ZG	-	-	-			F-19	4
35	SHROUD, L.	64395-MJL-L30	-	-	ZD	-			F-19	4
36	SHROUD, R.	64385-MGS-D30	-	ZG	-	ZH			F-19	3
37	SHROUD, R.	64385-MGS-E30	ZG	-	-	-			F-19	3
38	SHROUD, R.	64385-MJL-L30	-	-	ZD	-			F-19	3
39	STAY, RADIATOR LOWER	19516-MGS-D30	ZA	ZA	ZA	ZA			F-35	17
40	TANK ASSY., FUEL	04801-MGS-D30	ZD	ZD	ZD	ZD			F-16	1
41	TRIM, FUEL TANK	17516-KCZ-000	ZB	ZB	ZB	ZB			F-34	2
42	WINDSCREEN SET	64100-MGS-D30	ZA	ZA	ZA	ZA			F-39	4

NOTE A:PART NO. CHANGE D:NEWLY PROVIDED E:PART NO.DELETION K:REQUIRED NO. CORRECTION L:APPLICATION SERIAL NO. CORRECTION  
M:PART DESCRIPTION CORRECTION T:APPLICATION CORRECTION Z:REMARKS CHANGE

## PARTS CATALOGUE NEWS

BOOKNo. : 13MJLE31

Block No.	Ref. No.	Part No.	Description	Reqd. QTY				Base Part No.	Parts catalogue code
				XE	NC750 XDE	XAE	NC700 XDE		
E-11	10	91306-ZY3-003	O-RING, 23.5X2.....	1	-	-	-	91301-GK1-003	MA
E-14	1	11000-MJL-D31	CRANKCASE SET.....	1	-	-	-	11000-MJL-D30	MA
F-3	4	35130-MJL-D31	SWITCH ASSY., ENGINE STOP.....	1	-	-	-	35130-MJL-D30	MA
	5	35200-MJL-D31	SWITCH ASSY., WINKER.....	1	-	-	-	35200-MJL-D30	MA
F-6	1	30430-MJL-930	RECEIVER UNIT.....	1	-	-	-	30430-MGS-317	MA
F-8	1	33741-KAK-971	REFLECTOR, FR. REFLEX.....	2	-	-	-		MA
	2	33742-MGS-R80	STAY, R. FR. REFLECTOR.....	1	-	-	-		MA
	3	33743-MGS-R80	STAY, L. FR. REFLECTOR.....	1	-	-	-		MA
	10		COLLAR, TAILLIGHT MOUNTING....	0	-	-	-	84706-163-670	MA
	13	90301-473-003	NUT, U, 6MM (FUSERASHI).....	2	-	-	-		MA
F-26	1		CHAIN KIT, DRIVE (520-17&43T).. (STANDARD LINK 114L)	0	-	-	-	06406-MJL-D30	MA
F-31	2	31500-MCR-D02	BATTERY (YTZ14S) (GS YUASA).....	1	-	-	-	31500-Z25-C61	MA

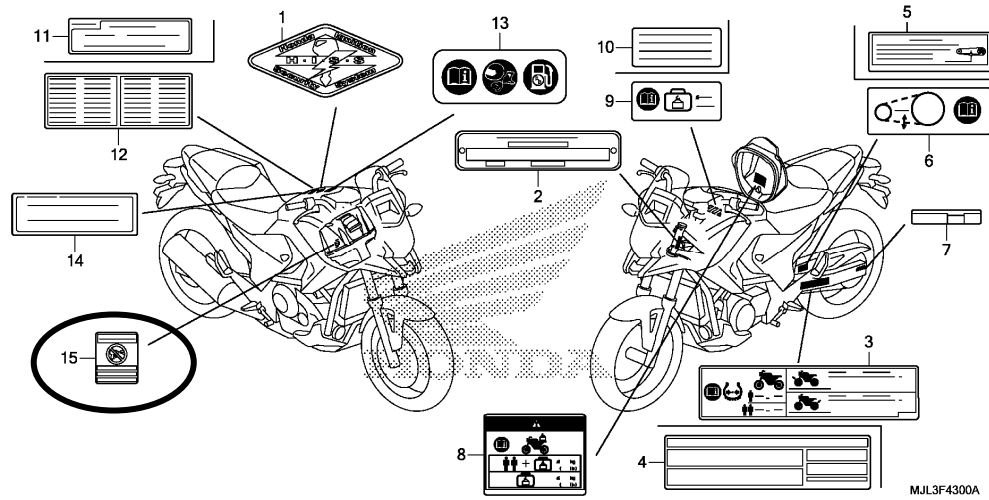
NOTE A:PART NO. CHANGE D:NEWLY PROVIDED E:PART NO.DELETION K:REQUIRED NO. CORRECTION L:APPLICATION SERIAL NO. CORRECTION  
M:PART DESCRIPTION CORRECTION T:APPLICATION CORRECTION Z:REMARKS CHANGE

PARTS CATALOGUE NEWS

BOOKNo. : 13MJLE31

Block No.	Ref. No.	Part No.	Description	Reqd. QTY		Base Part No.	Parts catalogue code
				NC750 XE XDE XAE	NC700 XDE		

F-43 CAUTION LABEL



F-43	2		PLATE, REGISTERED NUMBER.....	0	-	-	87501-KSV-P00	MA
	12		LABEL, FRENCH TRANSLATION.....	0	-	-	87560-MGP-F00	MA
	15	87509-KWP-900	LABEL, AIR CLEANER ELEMENT NOTICE	1	-	-		MA

NOTE A:PART NO. CHANGE D:NEWLY PROVIDED E:PART NO.DELETION K:REQUIRED NO. CORRECTION L:APPLICATION SERIAL NO. CORRECTION  
M:PART DESCRIPTION CORRECTION T:APPLICATION CORRECTION Z:REMARKS CHANGE





# PARTS CATALOGUE NEWS

Honda Motor Co., Ltd.

Customer Service Technology Development Division

PARTS CATALOGUE - CORRECTED

Printed in Japan

CODE NO.	13MJLE31
PARTS CATALOGUE NEWS	NC750X / NC750XD NC750XA / NC700XD NC750XE NC750XDE NC750XAE NC700XDE
NEWS NO.	006

Block No.	Ref. No.	Note	Part No.	Description	Reqd. QTY				Serial No.	Parts catalogue code		
					XE	NC750 XDE	XAE	NC700 XDE				
E-14	1	L	11000-MJL-D30	CRANKCASE SET. ....	1	-	1	-	----- 5000037	ED, KO, RU		
			T	11000-MJL-D31	.....	1	-	1	-	5000038 -----	ED, KO, RU	
							1	-	-	-	-----	MA
				11000-MJL-D50	.....	-	1	-	-	-	-----	TH
			L			-	1	-	-	-	----- 6000057	3ED, ED, RU
			A	11000-MJL-D51	.....	-	1	-	-	-	6000058 -----	3ED, ED, RU
			L	11000-MGS-D41	CRANKCASE SET. ....	-	-	-	1	-	----- 6000001	
A	11000-MGS-D42	.....	-	-	-	1	-	6000002 -----				
F-38	4	T	81310-MGS-D30	CATCH COMP., LID. ....	-	1	-	-	-----	RU, TH		
			A	81310-MGS-D31	.....	1	1	-	1	-----	2ED, 3ED, ED, MA	
						-	-	1	-			

NOTE A:PART NO. CHANGE D:NEWLY PROVIDED E:PART NO. DELETION K:REQUIRED NO. CORRECTION L:APPLICATION SERIAL NO. CORRECTION  
M:PART DESCRIPTION CORRECTION T:APPLICATION CORRECTION Z:REMARKS CHANGE

December 02, 2013



# PARTS CATALOGUE NEWS

Honda Motor Co., Ltd.

Customer Service Technology Development Division

PARTS CATALOGUE - CORRECTED

Printed in Japan

CODE NO.	13MJLE31
PARTS CATALOGUE NEWS	NC750X / NC750XD NC750XA / NC700XD NC750XE NC750XDE NC750XAE NC700XDE
NEWS NO.	007

NOTE A:PART NO. CHANGE D:NEWLY PROVIDED E:PART NO.DELETION K:REQUIRED NO. CORRECTION L:APPLICATION SERIAL NO. CORRECTION  
M:PART DESCRIPTION CORRECTION T:APPLICATION CORRECTION Z:REMARKS CHANGE

PARTS CATALOGUE NEWS

BOOKNo. : 13MJLE31

NC750X (NC750XE).....MA

No.	MODEL		NC750XE							
	COLOR		Sword silver metallic	Graphite black	Mat pearl glare white	Candy arcadian red	Applicable model		Applicable block No.	Ref.No.
	CODE		NH-A95M	NH-B01	NH-B54P	R-305C	Initial applicable model	Final applicable model		
	Name of colored parts	Basic part No.	NHA95	NHB01	NHB54	R305				
1	BODY COMP., FRAME	50100-MJL-D30	ZB	ZB	ZB	ZB			F-34	3
2	COVER SET, L. SIDE	83700-MJL-D30	ZA	ZA	ZA	ZA			F-19	6
3	COVER SET, R. SIDE	83600-MJL-D30	ZA	ZA	ZA	ZA			F-19	5
4	COVER, ASSY., CENTER	64510-MGS-D31	ZA	ZA	ZA	ZA			F-37	6
5	COVER, FR. UNDER	64273-MGS-D30	ZA	ZA	ZA	ZA			F-40	2
6	COVER, INNER UPPER	61317-MGS-D30	ZA	ZA	ZA	ZA			F-39	3
7	COVER, SEAT FR.	64375-MGS-D30	ZL	ZK	ZJ	ZH			F-19	2
8	COWL SET, L. FR. SIDE	64275-MGS-D31	ZB	ZB	ZB	ZB			F-40	3
9	COWL SET, R. FR. SIDE	64270-MGS-D31	ZB	ZB	ZB	ZB			F-40	1
10	COWL, CENTER SEAT	77217-MGS-D30	ZL	ZK	ZJ	ZH			F-18	3
11	COWL, CENTER UNDER	64500-MGS-D30	ZC	ZC	ZC	ZC			F-41	7
12	COWL, FR. CENTER	64260-MGS-D30	ZA	ZA	ZA	ZA			F-39	6
13	COWL, L. SEAT	77216-MJJ-D30	ZH	ZG	ZF	ZE			F-18	2
14	COWL, L. UNDER	64400-MGS-D31	ZA	ZA	ZA	ZA			F-41	5
15	COWL, R. SEAT	77215-MJJ-D30	ZH	ZG	ZF	ZE			F-18	1
16	COWL, R. UNDER	64300-MGS-D30	ZA	ZA	ZA	ZA			F-41	3
17	DUCT, L. AIR	64290-MGS-D30	ZL	ZK	ZJ	ZH			F-40	5
18	DUCT, R. AIR	64280-MGS-D30	ZL	ZK	ZJ	ZH			F-40	4
19	FENDER B SET, RR.	80110-MGS-D30	ZB	ZB	ZB	ZB			F-28	1
20	FENDER COMP., FR.	61100-MGS-D30	ZN	ZF	ZM	ZL			F-8	4
21	GRIP, L. RR.	77340-MJJ-D30	ZC	ZC	ZC	ZC			F-18	5
22	GRIP, R. RR.	77330-MJJ-D30	ZC	ZC	ZC	ZC			F-18	4
23	HOLDER ASSY., HANDLE UPPER	53130-MGS-D30	ZA	ZA	ZA	ZA			F-6	17
24	LID A, LUGGAGE	64101-MGS-D30	ZL	ZK	ZJ	ZH			F-36	1

NOTE A:PART NO. CHANGE D:NEWLY PROVIDED E:PART NO. DELETION K:REQUIRED NO. CORRECTION L:APPLICATION SERIAL NO. CORRECTION  
M:PART DESCRIPTION CORRECTION T:APPLICATION CORRECTION Z:REMARKS CHANGE

PARTS CATALOGUE NEWS

BOOKNo. : 13MJLE31

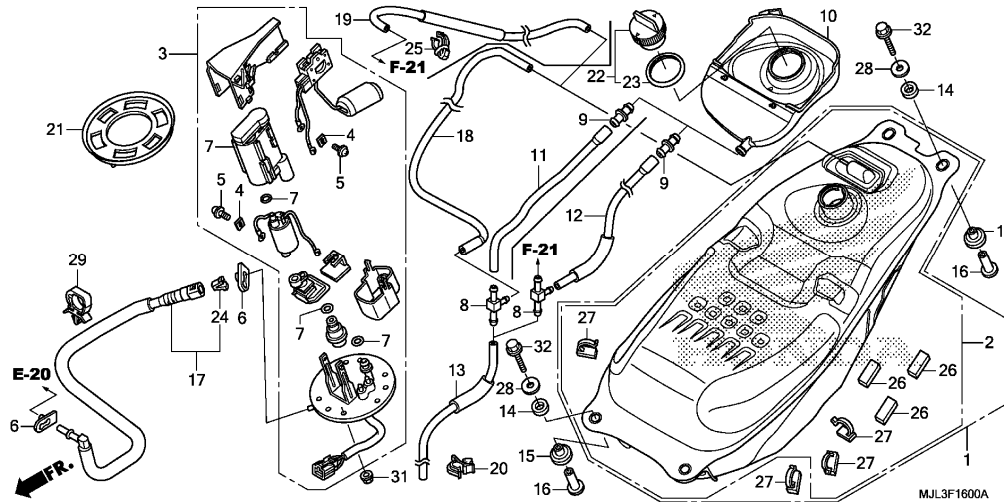
NC750X (NC750XE).....MA

No.	MODEL		NC750XE							Applicable block No.	Ref.No.
	COLOR		Sword silver metallic	Graphite black	Mat pearl glare white	Candy arcadian red	Applicable model				
	CODE		NH-A95M	NH-B01	NH-B54P	R-305C	Initial applicable model	Final applicable model			
	Name of colored parts	Basic part No.	NHA95	NHB01	NHB54	R305					
25	LID B, L. LUGGAGE	64103-MGS-D30	ZA	ZA	ZA	ZA			F-36	3	
26	LID B, R. LUGGAGE	64102-MGS-D30	ZA	ZA	ZA	ZA			F-36	2	
27	MARK	86831-MJL-D30	ZA	ZA	ZA	ZA			F-44	7	
28	MARK, HONDA	86101-MGS-D30	ZA	ZA	ZA	ZA			F-44	1	
29	MARK, HONDA	86103-MGS-D30	ZA	ZA	ZA	ZA			F-44	2	
30	MARK, L. WING	86202-MGS-D31	ZA	ZA	ZA	ZA			F-44	4	
31	MARK, R. WING	86201-MGS-D31	ZA	ZA	ZA	ZA			F-44	3	
32	PIPE, STEERING HANDLE	53100-MGS-D30	ZA	ZA	ZA	ZA			F-6	10	
33	SHROUD, L.	64395-MGS-D30	-	ZG	-	ZH			F-19	4	
34	SHROUD, L.	64395-MGS-E30	ZG	-	-	-			F-19	4	
35	SHROUD, L.	64395-MJL-L30	-	-	ZD	-			F-19	4	
36	SHROUD, R.	64385-MGS-D30	-	ZG	-	ZH			F-19	3	
37	SHROUD, R.	64385-MGS-E30	ZG	-	-	-			F-19	3	
38	SHROUD, R.	64385-MJL-L30	-	-	ZD	-			F-19	3	
39	STAY, RADIATOR LOWER	19516-MGS-D30	ZA	ZA	ZA	ZA			F-35	17	
40	TANK ASSY., FUEL	04801-MGS-D30	ZD	ZD	ZD	ZD			F-16	1	
41	TRIM, FUEL TANK	17516-KCZ-000	ZB	ZB	ZB	ZB			F-34	2	
42	WINDSCREEN SET	64100-MGS-D30	ZA	ZA	ZA	ZA			F-39	4	

NOTE A:PART NO. CHANGE D:NEWLY PROVIDED E:PART NO.DELETION K:REQUIRED NO. CORRECTION L:APPLICATION SERIAL NO. CORRECTION  
M:PART DESCRIPTION CORRECTION T:APPLICATION CORRECTION Z:REMARKS CHANGE

Block No.	Ref. No.	Note	Part No.	Description	Reqd. QTY				Serial No.	Parts catalogue code
					XE	NG750 XDE	XAE	NG700 XDE		
F-8	4	T	61100-MGS-D30ZF	FENDER COMP., FR. ....	1	-	-	-	-----	ED
		T	61100-MGS-D30ZL	*NHB01* GRAPHITE BLACK *R305C* CANDY ARCADIAN RED	1	-	-	-	-----	ED

**F-16 FUEL TANK/FUEL PUMP**



F-16	30	E	91593-T0A-A01	*PARTS NO. DELETION						
F-18	1	T	77215-MJJ-D30ZE	COWL, R. SEAT. ....	1	1	1	1	-----	2ED, 3ED, ED, KO, RU, TH
		T	77215-MJJ-D30ZG	*R305C* CANDY ARCADIAN RED *NHB01* GRAPHITE BLACK	1	1	1	1	-----	2ED, 3ED, ED, RU
	2	T	77216-MJJ-D30ZE	COWL, L. SEAT. ....	1	1	1	1	-----	2ED, 3ED, ED, KO, RU, TH
		T	77216-MJJ-D30ZG	*R305C* CANDY ARCADIAN RED *NHB01* GRAPHITE BLACK	1	1	1	1	-----	2ED, 3ED, ED, RU
	3	T	77217-MJJ-D30ZH	COWL, CENTER SEAT. ....	1	1	1	1	-----	2ED, 3ED, ED, KO, RU, TH
		T	77217-MJJ-D30ZK	*R305C* CANDY ARCADIAN RED *NHB01* GRAPHITE BLACK	1	1	1	1	-----	2ED, 3ED, ED, RU
F-19	2	T	64375-MGS-D30ZH	COVER, SEAT FR. ....	1	1	1	1	-----	2ED, 3ED, ED, KO, RU, TH
		T	64375-MGS-D30ZK	*R305C* CANDY ARCADIAN RED *NHB01* GRAPHITE BLACK	1	1	1	1	-----	2ED, 3ED, ED, RU

NOTE A:PART NO. CHANGE D:NEWLY PROVIDED E:PART NO.DELETION K:REQUIRED NO. CORRECTION L:APPLICATION SERIAL NO. CORRECTION  
M:PART DESCRIPTION CORRECTION T:APPLICATION CORRECTION Z:REMARKS CHANGE

PARTS CATALOGUE NEWS

BOOKNo. : 13MJLE31

Block No.	Ref. No.	Note	Part No.	Description	Reqd. QTY				Serial No.	Parts catalogue code
					XE	NG750 XDE	XAE	NG700 XDE		
	3	T	64385-MGS-D30ZH	SHROUD, R. ....	1	1	1	1	-----	2ED, 3ED, ED, KO, RU, TH
		T	64385-MGS-D30ZG	*R305C* CANDY ARCADIAN RED	1	1	1	1	-----	2ED, 3ED, ED, RU
	4	T	64395-MGS-D30ZH	SHROUD, L. ....	1	1	1	1	-----	2ED, 3ED, ED, KO, RU, TH
		T	64395-MGS-D30ZG	*R305C* CANDY ARCADIAN RED	1	1	1	1	-----	2ED, 3ED, ED, RU
F-36	1	T	64101-MGS-D30ZH	LID A, LUGGAGE.....	1	1	1	1	-----	2ED, 3ED, ED, KO, RU, TH
		T	64101-MGS-D30ZK	*R305C* CANDY ARCADIAN RED	1	1	1	1	-----	2ED, 3ED, ED, RU
F-40	4	T	64280-MGS-D30ZH	DUCT, R. AIR .....	1	1	1	1	-----	2ED, 3ED, ED, KO, RU, TH
		T	64280-MGS-D30ZK	*R305C* CANDY ARCADIAN RED	1	1	1	1	-----	2ED, 3ED, ED, RU
	5	T	64290-MGS-D30ZH	DUCT, L. AIR .....	1	1	1	1	-----	2ED, 3ED, ED, KO, RU, TH
		T	64290-MGS-D30ZK	*R305C* CANDY ARCADIAN RED	1	1	1	1	-----	2ED, 3ED, ED, RU

NOTE A:PART NO. CHANGE D:NEWLY PROVIDED E:PART NO.DELETION K:REQUIRED NO. CORRECTION L:APPLICATION SERIAL NO. CORRECTION  
M:PART DESCRIPTION CORRECTION T:APPLICATION CORRECTION Z:REMARKS CHANGE

December 08, 2013



# PARTS CATALOGUE NEWS

Honda Motor Co., Ltd.

Customer Service Technology Development Division

PARTS CATALOGUE - CORRECTED

Printed in Japan

CODE NO.	13MJLE31
PARTS CATALOGUE NEWS	NC750X / NC750XD NC750XA / NC700XD NC750XE NC750XDE NC750XAE NC700XDE
NEWS NO.	008

NOTE A:PART NO. CHANGE D:NEWLY PROVIDED E:PART NO.DELETION K:REQUIRED NO. CORRECTION L:APPLICATION SERIAL NO. CORRECTION  
M:PART DESCRIPTION CORRECTION T:APPLICATION CORRECTION Z:REMARKS CHANGE

## PARTS CATALOGUE NEWS

BOOKNo. : 13MJLE31

## NC750X (NC750XE)

No.	MODEL		NC750XE							
	COLOR		Sword silver metallic	Graphite black	Mat pearl glare w hite	Candy arcadian red	Applicable model		Applicable block No.	Ref.No.
	CODE		NH-A95M	NH-B01	NH-B54P	R-305C				
	Name of colored parts	Basic part No.	NHA95	NHB01	NHB54	R305	Initial applicable model	Final applicable model		
25	LID B, L. LUGGAGE	64103-MGS-D30	ZA	ZA	ZA	ZA			F-36	3
26	LID B, R. LUGGAGE	64102-MGS-D30	ZA	ZA	ZA	ZA			F-36	2
27	MARK	86831-MJL-D30	ZA	ZA	ZA	ZA			F-44	7
28	MARK, HONDA	86101-MGS-D30	ZA	ZA	ZA	ZA			F-44	1
29	MARK, HONDA	86103-MGS-D30	ZA	ZA	ZA	ZA			F-44	2
30	MARK, L. WING	86202-MGS-D31	ZA	ZA	ZA	ZA			F-44	4
31	MARK, R. WING	86201-MGS-D31	ZA	ZA	ZA	ZA			F-44	3
32	PIPE, STEERING HANDLE	53100-MGS-D30	ZA	ZA	ZA	ZA			F-6	10
33	SHROUD, L.	64395-MGS-D30	-	ZG	-	ZH			F-19	4
34	SHROUD, L.	64395-MGS-E30	ZG	-	-	-			F-19	4
35	SHROUD, L.	64395-MJL-L30	-	-	ZD	-			F-19	4
36	SHROUD, R.	64385-MGS-D30	-	ZG	-	ZH			F-19	3
37	SHROUD, R.	64385-MGS-E30	ZG	-	-	-			F-19	3
38	SHROUD, R.	64385-MJL-L30	-	-	ZD	-			F-19	3
39	STAY, RADIATOR LOWER	19516-MGS-D30	ZA	ZA	ZA	ZA			F-35	17
40	TANK ASSY., FUEL	<b>04801-MGS-D31</b>	ZD	ZD	ZD	ZD			F-16	1
41	TRIM, FUEL TANK	17516-KCZ-000	ZB	ZB	ZB	ZB			F-34	2
42	WINDSCREEN SET	64100-MGS-D30	ZA	ZA	ZA	ZA			F-39	4

NOTE A:PART NO. CHANGE D:NEWLY PROVIDED E:PART NO.DELETION K:REQUIRED NO. CORRECTION L:APPLICATION SERIAL NO. CORRECTION  
M:PART DESCRIPTION CORRECTION T:APPLICATION CORRECTION Z:REMARKS CHANGE



## PARTS CATALOGUE NEWS

BOOKNo. : 13MJLE31

## NC750XD (NC750XDE).....3ED

No.	MODEL		NC750XDE							
	COLOR		Sw ord silver metallic	Graphite black	Mat pearl glare w hite	Candy arcadian red	Applicable model		Applicable block No.	Ref.No.
	CODE		NH-A95M	NH-B01	NH-B54P	R-305C				
	Name of colored parts	Basic part No.	NHA95	NHB01	NHB54	R305	Initial applicable model	Final applicable model		
30	MARK, ABS	86611-MJL-D80	ZA	-	-	ZA			F-44	5
31	MARK, HONDA	86101-MGS-D30	ZA	ZA	ZA	ZA			F-44	1
32	MARK, HONDA	86103-MGS-D30	ZA	ZA	ZA	ZA			F-44	2
33	MARK, L. WING	86202-MGS-D31	ZA	ZA	ZA	ZA			F-44	4
34	MARK, R. WING	86201-MGS-D31	ZA	ZA	ZA	ZA			F-44	3
35	PIPE, STEERING HANDLE	53100-MGS-D50	ZA	ZA	ZA	ZA			F-6	10
36	SHROUD, L.	64395-MGS-D30	-	ZG	-	ZH			F-19	4
37	SHROUD, L.	64395-MGS-E30	ZG	-	-	-			F-19	4
38	SHROUD, L.	64395-MJL-L30	-	-	ZD	-			F-19	4
39	SHROUD, R.	64385-MGS-D30	-	ZG	-	ZH			F-19	3
40	SHROUD, R.	64385-MGS-E30	ZG	-	-	-			F-19	3
41	SHROUD, R.	64385-MJL-L30	-	-	ZD	-			F-19	3
42	STAY, RADIATOR LOWER	19516-MGS-D30	ZA	ZA	ZA	ZA			F-35	17
43	TANK ASSY., FUEL	<b>04801-MGS-D31</b>	ZD	ZD	ZD	ZD			F-16	1
44	TRIM, FUEL TANK	17516-KCZ-000	ZB	ZB	ZB	ZB			F-34	2
45	WINDSCREEN SET	64100-MGS-D30	ZA	ZA	ZA	ZA			F-39	4

NOTE A:PART NO. CHANGE D:NEWLY PROVIDED E:PART NO.DELETION K:REQUIRED NO. CORRECTION L:APPLICATION SERIAL NO. CORRECTION  
M:PART DESCRIPTION CORRECTION T:APPLICATION CORRECTION Z:REMARKS CHANGE

PARTS CATALOGUE NEWS

BOOKNo. : 13MJLE31

NC750XD (NC750XDE).....ED

No.	MODEL		NC750XDE							
	COLOR		Sword silver metallic	Graphite black	Mat pearl glare w hite	Candy arcadian red	Applicable model		Applicable block No.	Ref.No.
	CODE		NH-A95M	NH-B01	NH-B54P	R-305C				
	Name of colored parts	Basic part No.	NHA95	NHB01	NHB54	R305	Initial applicable model	Final applicable model		
30	MARK, ABS	86611-MJL-D80	ZA	-	-	ZA			F-44	5
31	MARK, HONDA	86101-MGS-D30	ZA	ZA	ZA	ZA			F-44	1
32	MARK, HONDA	86103-MGS-D30	ZA	ZA	ZA	ZA			F-44	2
33	MARK, L. WING	86202-MGS-D31	ZA	ZA	ZA	ZA			F-44	4
34	MARK, R. WING	86201-MGS-D31	ZA	ZA	ZA	ZA			F-44	3
35	PIPE, STEERING HANDLE	53100-MGS-D50	ZA	ZA	ZA	ZA			F-6	10
36	SHROUD, L.	64395-MGS-D30	-	ZG	-	ZH			F-19	4
37	SHROUD, L.	64395-MGS-E30	ZG	-	-	-			F-19	4
38	SHROUD, L.	64395-MJL-L30	-	-	ZD	-			F-19	4
39	SHROUD, R.	64385-MGS-D30	-	ZG	-	ZH			F-19	3
40	SHROUD, R.	64385-MGS-E30	ZG	-	-	-			F-19	3
41	SHROUD, R.	64385-MJL-L30	-	-	ZD	-			F-19	3
42	STAY, RADIATOR LOWER	19516-MGS-D30	ZA	ZA	ZA	ZA			F-35	17
43	TANK ASSY., FUEL	<b>04801-MGS-D31</b>	ZD	ZD	ZD	ZD			F-16	1
44	TRIM, FUEL TANK	17516-KCZ-000	ZB	ZB	ZB	ZB			F-34	2
45	WINDSCREEN SET	64100-MGS-D30	ZA	ZA	ZA	ZA			F-39	4

NOTE A:PART NO. CHANGE D:NEWLY PROVIDED E:PART NO.DELETION K:REQUIRED NO. CORRECTION L:APPLICATION SERIAL NO. CORRECTION  
M:PART DESCRIPTION CORRECTION T:APPLICATION CORRECTION Z:REMARKS CHANGE

## PARTS CATALOGUE NEWS

BOOKNo. : 13MJLE31

## NC750XA (NC750XAE)

No.	MODEL		NC750XAE							
	COLOR		Sw ord silver metallic	Graphite black	Mat pearl glare w hite	Candy arcadian red	Applicable model		Applicable block No.	Ref.No.
	CODE		NH-A95M	NH-B01	NH-B54P	R-305C				
	Name of colored parts	Basic part No.	NHA95	NHB01	NHB54	R305	Initial applicable model	Final applicable model		
30	MARK, HONDA	86101-MGS-D30	ZA	ZA	ZA	ZA			F-44	1
31	MARK, HONDA	86103-MGS-D30	ZA	ZA	ZA	ZA			F-44	2
32	MARK, L. WING	86202-MGS-D31	ZA	ZA	ZA	ZA			F-44	4
33	MARK, R. WING	86201-MGS-D31	ZA	ZA	ZA	ZA			F-44	3
34	PIPE, STEERING HANDLE	53100-MGS-D30	ZA	ZA	ZA	ZA			F-6	10
35	SHROUD, L.	64395-MGS-D30	-	ZG	-	ZH			F-19	4
36	SHROUD, L.	64395-MGS-E30	ZG	-	-	-			F-19	4
37	SHROUD, L.	64395-MJL-L30	-	-	ZD	-			F-19	4
38	SHROUD, R.	64385-MGS-D30	-	ZG	-	ZH			F-19	3
39	SHROUD, R.	64385-MGS-E30	ZG	-	-	-			F-19	3
40	SHROUD, R.	64385-MJL-L30	-	-	ZD	-			F-19	3
41	STAY, RADIATOR LOWER	19516-MGS-D30	ZA	ZA	ZA	ZA			F-35	17
42	TANK ASSY., FUEL	<b>04801-MGS-D31</b>	ZD	ZD	ZD	ZD			F-16	1
43	TRIM, FUEL TANK	17516-KCZ-000	ZB	ZB	ZB	ZB			F-34	2
44	WINDSCREEN SET	64100-MGS-D30	ZA	ZA	ZA	ZA			F-39	4

NOTE A:PART NO. CHANGE D:NEWLY PROVIDED E:PART NO.DELETION K:REQUIRED NO. CORRECTION L:APPLICATION SERIAL NO. CORRECTION  
M:PART DESCRIPTION CORRECTION T:APPLICATION CORRECTION Z:REMARKS CHANGE

## NC700XD (NC700XDE)

No.	MODEL		NC700XDE							
	COLOR		Sw ord silver metallic	Graphite black	Mat pearl glare w white	Candy arcadian red	Applicable model		Applicable block No.	Ref.No.
	CODE		NH-A95M	NH-B01	NH-B54P	R-305C				
	Name of colored parts	Basic part No.	NHA95	NHB01	NHB54	R305	Initial applicable model	Final applicable model		
30	MARK, ABS	86611-MJL-D80	ZA	-	-	ZA			F-44	5
31	MARK, HONDA	86101-MGS-D30	ZA	ZA	ZA	ZA			F-44	1
32	MARK, HONDA	86103-MGS-D30	ZA	ZA	ZA	ZA			F-44	2
33	MARK, L. WING	86202-MGS-D31	ZA	ZA	ZA	ZA			F-44	4
34	MARK, R. WING	86201-MGS-D31	ZA	ZA	ZA	ZA			F-44	3
35	PIPE, STEERING HANDLE	53100-MGS-D50	ZA	ZA	ZA	ZA			F-6	10
36	SHROUD, L.	64395-MGS-D30	-	ZG	-	ZH			F-19	4
37	SHROUD, L.	64395-MGS-E30	ZG	-	-	-			F-19	4
38	SHROUD, L.	64395-MJL-L30	-	-	ZD	-			F-19	4
39	SHROUD, R.	64385-MGS-D30	-	ZG	-	ZH			F-19	3
40	SHROUD, R.	64385-MGS-E30	ZG	-	-	-			F-19	3
41	SHROUD, R.	64385-MJL-L30	-	-	ZD	-			F-19	3
42	STAY, RADIATOR LOWER	19516-MGS-D30	ZA	ZA	ZA	ZA			F-35	17
43	TANK ASSY., FUEL	<b>04801-MGS-D31</b>	ZD	ZD	ZD	ZD			F-16	1
44	TRIM, FUEL TANK	17516-KCZ-000	ZB	ZB	ZB	ZB			F-34	2
45	WINDSCREEN SET	64100-MGS-D30	ZA	ZA	ZA	ZA			F-39	4

NOTE A:PART NO. CHANGE D:NEWLY PROVIDED E:PART NO.DELETION K:REQUIRED NO. CORRECTION L:APPLICATION SERIAL NO. CORRECTION  
M:PART DESCRIPTION CORRECTION T:APPLICATION CORRECTION Z:REMARKS CHANGE

NC750X (NC750XE).....MA

No.	MODEL		NC750XE					
	COLOR		Sw ord silver metallic	Mat pearl glare w hite	Applicable model		Applicable block No.	Ref.No.
	CODE		NH-A95M	NH-B54P	Initial applicable model	Final applicable model		
	Name of colored parts	Basic part No.	NHA95	NHB54				
25	LID B, L. LUGGAGE	64103-MGS-D30	ZA	ZA			F-36	3
26	LID B, R. LUGGAGE	64102-MGS-D30	ZA	ZA			F-36	2
27	MARK	86831-MJL-D30	ZA	ZA			F-44	7
28	MARK, HONDA	86101-MGS-D30	ZA	ZA			F-44	1
29	MARK, HONDA	86103-MGS-D30	ZA	ZA			F-44	2
30	MARK, L. WING	86202-MGS-D31	ZA	ZA			F-44	4
31	MARK, R. WING	86201-MGS-D31	ZA	ZA			F-44	3
32	PIPE, STEERING HANDLE	53100-MGS-D30	ZA	ZA			F-6	10
33	SHROUD, L.	64395-MGS-D30	-	-			F-19	4
34	SHROUD, L.	64395-MGS-E30	ZG	-			F-19	4
35	SHROUD, L.	64395-MJL-L30	-	ZD			F-19	4
36	SHROUD, R.	64385-MGS-D30	-	-			F-19	3
37	SHROUD, R.	64385-MGS-E30	ZG	-			F-19	3
38	SHROUD, R.	64385-MJL-L30	-	ZD			F-19	3
39	STAY, RADIATOR LOWER	19516-MGS-D30	ZA	ZA			F-35	17
40	TANK ASSY., FUEL	<b>04801-MGS-D31</b>	ZD	ZD			F-16	1
41	TRIM, FUEL TANK	17516-KCZ-000	ZB	ZB			F-34	2
42	WINDSCREEN SET	64100-MGS-D30	ZA	ZA			F-39	4

NOTE A:PART NO. CHANGE D:NEWLY PROVIDED E:PART NO.DELETION K:REQUIRED NO. CORRECTION L:APPLICATION SERIAL NO. CORRECTION  
M:PART DESCRIPTION CORRECTION T:APPLICATION CORRECTION Z:REMARKS CHANGE

PARTS CATALOGUE NEWS

BOOKNo. : 13MJLE31

Block No.	Ref. No.	Note	Part No.	Description	Reqd. QTY				Serial No.	Parts catalogue code	
					XE	NG750 XDE	XAE	NG700 XDE			
F-16	1	T	04801-MGS-D30ZD	TANK ASSY., FUEL *NH303M*	-	1	-	-	-----	-----	RU
		A	04801-MGS-D31ZD	MAT AXIS GRAY METALLIC *NH303M*	1	1	-	1	-----	-----	2ED, 3ED, ED, MA
				MAT AXIS GRAY METALLIC	-	-	1	-			

NOTE A:PART NO. CHANGE D:NEWLY PROVIDED E:PART NO.DELETION K:REQUIRED NO. CORRECTION L:APPLICATION SERIAL NO. CORRECTION  
M:PART DESCRIPTION CORRECTION T:APPLICATION CORRECTION Z:REMARKS CHANGE



# PARTS CATALOGUE NEWS

Honda Motor Co., Ltd.  
Customer Service Technology Development Division

## PARTS CATALOGUE - CORRECTED

Printed in Japan

CODE NO.	13MJLE31
PARTS CATALOGUE NEWS	NC750X / NC750XD NC750XA / NC700XD NC750XE NC750XDE NC750XAE NC700XDE
NEWS NO.	009

Block No.	Ref. No.	Note	Part No.	Description	Reqd. QTY				Serial No.	Parts catalogue code
					XE	NC750 XDE	XAE	NC700 XDE		
E-11	10	T	91306-ZY3-003	O-RING, 23.5X2 .....	1	1	-	-	-----	MA, TH
E-14	1	T	11000-MJL-D50	CRANKCASE SET .....	-	1	-	-	----- 6000057	3ED, ED, RU
		T	11000-MJL-D51	.....	-	1	-	-	-----	TH
						-	1	-	-	6000058 -----

NOTE A:PART NO. CHANGE D:NEWLY PROVIDED E:PART NO.DELETION K:REQUIRED NO. CORRECTION L:APPLICATION SERIAL NO. CORRECTION  
M:PART DESCRIPTION CORRECTION T:APPLICATION CORRECTION Z:REMARKS CHANGE



# PARTS CATALOGUE NEWS

Honda Motor Co., Ltd.  
Customer Service Technology Development Division

## PARTS CATALOGUE - CORRECTED

Printed in Japan

CODE NO.	13MJLE31
PARTS CATALOGUE NEWS	NC750X / NC750XD NC750XA / NC700XD NC750XE NC750XDE NC750XAE NC700XDE
NEWS NO.	010

Block No.	Ref. No.	Note	Part No.	Description	Reqd. QTY				Serial No.	Parts catalogue code
					NC750 XE	NC750 XDE	NC750 XAE	NC700 XDE		
F-2	1	E	37100-MJL-D30	*PARTS NO. DELETION						
		E	37100-MJL-D50	*PARTS NO. DELETION						
		E	37100-MJL-D80	*PARTS NO. DELETION						
		E	37100-MJL-J50	*PARTS NO. DELETION						
		E	37100-MJL-J80	*PARTS NO. DELETION						
		E	37100-MJL-L50	*PARTS NO. DELETION						
		E	37100-MJL-R50	*PARTS NO. DELETION						
		E	37100-MJL-R80	*PARTS NO. DELETION						
		A	37100-MJL-D31	METER ASSY., COMBINATION (MPH/KPH)	1	-	-	-		
		A	37100-MJL-D51	.....	-	1	-	-	-----	3ED, ED
		A	37100-MJL-R51	METER ASSY., COMBINATION (KPH)	-	1	-	-	-----	RU
		A	37100-MJL-J51	.....	-	1	-	-	-----	TH
		A	37100-MJL-D81	METER ASSY., COMBINATION (MPH/KPH)	-	-	1	-	-----	ED
		A	37100-MJL-J81	METER ASSY., COMBINATION (KPH)	-	-	1	-	-----	KO

NOTE A:PART NO. CHANGE D:NEWLY PROVIDED E:PART NO.DELETION K:REQUIRED NO. CORRECTION L:APPLICATION SERIAL NO. CORRECTION  
M:PART DESCRIPTION CORRECTION T:APPLICATION CORRECTION Z:REMARKS CHANGE



PARTS CATALOGUE NEWS

BOOKNo. : 13MJLE31

Block No.	Ref. No.	Note	Part No.	Description	Reqd. QTY				Serial No.	Parts catalogue code
					XE	NG750 XDE	XAE	NG700 XDE		
		A	37100-MJL-R81	.....	-	-	1	-	-----	RU
		A	37100-MJL-L51	METER ASSY., COMBINATION (MPH/KPH)	-	-	-	1		
F-30	2	E	33704-MJL-D30	*PARTS NO. DELETION						
		A	33704-MJL-D31	CORD COMP., TAILLIGHT .....	1	1	1	1		

NOTE A:PART NO. CHANGE D:NEWLY PROVIDED E:PART NO.DELETION K:REQUIRED NO. CORRECTION L:APPLICATION SERIAL NO. CORRECTION  
M:PART DESCRIPTION CORRECTION T:APPLICATION CORRECTION Z:REMARKS CHANGE



# PARTS CATALOGUE NEWS

Honda Motor Co., Ltd.  
Customer Service Technology Development Division

## PARTS CATALOGUE - CORRECTED

Printed in Japan

CODE NO.	13MJLE31
PARTS CATALOGUE NEWS	NC750X / NC750XD NC750XA / NC700XD NC750XE NC750XDE NC750XAE NC700XDE
NEWS NO.	011

Block No.	Ref. No.	Note	Part No.	Description	Reqd. QTY				Serial No.	Parts catalogue code
					NC750 XE	NC750 XDE	NC750 XAE	NC700 XDE		
F-38	4	E	81310-MGS-D30	*PARTS NO. DELETION						
		T	81310-MGS-D31	CATCH COMP., LID.....	1	1	1	1		

NOTE A:PART NO. CHANGE D:NEWLY PROVIDED E:PART NO.DELETION K:REQUIRED NO. CORRECTION L:APPLICATION SERIAL NO. CORRECTION  
M:PART DESCRIPTION CORRECTION T:APPLICATION CORRECTION Z:REMARKS CHANGE



# PARTS CATALOGUE NEWS

Honda Motor Co., Ltd.  
Customer Service Technology Development Division

## PARTS CATALOGUE - CORRECTED

Printed in Japan

CODE NO.	13MJLE31
PARTS CATALOGUE NEWS	NC750X / NC750XD NC750XA / NC700XD NC750XE NC750XDE NC750XAE NC700XDE
NEWS NO.	012

Block No.	Ref. No.	Note	Part No.	Description	Reqd. QTY				Serial No.	Parts catalogue code
					NC750 XE	NC750 XDE	NC750 XAE	NC700 XDE		
F-11	8	T	44711-MGZ-D82	TIRE, FR. (PIRELLI) (120/70ZR17 M/C 58W)	1	1	1	1		
F-15	12	T	42711-MGZ-D82	TIRE, RR. (PIRELLI) (160/60ZR17 M/C 69W)	1	1	1	1		

NOTE A:PART NO. CHANGE D:NEWLY PROVIDED E:PART NO.DELETION K:REQUIRED NO. CORRECTION L:APPLICATION SERIAL NO. CORRECTION  
M:PART DESCRIPTION CORRECTION T:APPLICATION CORRECTION Z:REMARKS CHANGE



# PARTS CATALOGUE NEWS

Honda Motor Co., Ltd.  
Customer Service Technology Development Division

## PARTS CATALOGUE - CORRECTED

Printed in Japan

CODE NO.	13MJLE31
PARTS CATALOGUE NEWS	NC750X / NC750XD NC750XA / NC700XD NC750XE NC750XDE NC750XAE NC700XDE
NEWS NO.	013

Block No.	Ref. No.	Note	Part No.	Description	Reqd. QTY				Serial No.	Parts catalogue code
					NC750 XE	NC750 XDE	NC750 XAE	NC700 XDE		
F-32	16	E	38770-MJL-T51	*PARTS NO. DELETION						
		A	38770-MJL-T52	PGM-FI UNIT .....	-	1	-	-	-----	TH

NOTE A:PART NO. CHANGE D:NEWLY PROVIDED E:PART NO.DELETION K:REQUIRED NO. CORRECTION L:APPLICATION SERIAL NO. CORRECTION  
M:PART DESCRIPTION CORRECTION T:APPLICATION CORRECTION Z:REMARKS CHANGE



# PARTS CATALOGUE NEWS

Honda Motor Co., Ltd.  
Customer Service Technology Development Division

## PARTS CATALOGUE - CORRECTED

Printed in Japan

CODE NO.	13MJLE31
PARTS CATALOGUE NEWS	NC750X / NC750XD NC750XA / NC700XD NC750XE NC750XDE NC750XAE NC700XDE
NEWS NO.	014

Block No.	Ref. No.	Note	Part No.	Description	Reqd. QTY				Serial No.	Parts catalogue code
					NC750 XE	NC750 XDE	NC750 XAE	NC700 XDE		
F-6	1	E	30430-MJL-930	*PART NO. DELETION						
		A	30430-MJL-931	RECEIVER UNIT.....	1	-	-	-	-----	MA

NOTE A:PART NO. CHANGE D:NEWLY PROVIDED E:PART NO.DELETION K:REQUIRED NO. CORRECTION L:APPLICATION SERIAL NO. CORRECTION  
M:PART DESCRIPTION CORRECTION T:APPLICATION CORRECTION Z:REMARKS CHANGE



# PARTS CATALOGUE NEWS

Honda Motor Co., Ltd.  
Customer Service Technology Development Division

## PARTS CATALOGUE - CORRECTED

Printed in Japan

CODE NO.	13MJLE31
PARTS CATALOGUE NEWS	NC750X / NC750XD NC750XA / NC700XD NC750XE NC750XDE NC750XAE NC700XDE
NEWS NO.	015

Block No.	Ref. No.	Note	Part No.	Description	Reqd. QTY				Serial No.	Parts catalogue code
					NC750 XE	NC750 XDE	NC750 XAE	NC700 XDE		
F-6	1	E	30430-MJL-931	*PART NO. DELETION						
		T	30430-MGS-D32	RECEIVER UNIT.....	1	1	1	1		

NOTE A:PART NO. CHANGE D:NEWLY PROVIDED E:PART NO.DELETION K:REQUIRED NO. CORRECTION L:APPLICATION SERIAL NO. CORRECTION  
M:PART DESCRIPTION CORRECTION T:APPLICATION CORRECTION Z:REMARKS CHANGE



# PARTS CATALOGUE NEWS

Honda Motor Co., Ltd.  
Customer Service Technology Development Division

## PARTS CATALOGUE - CORRECTED

Printed in Japan

CODE NO.	13MJLE31
PARTS CATALOGUE NEWS	NC750X / NC750XD NC750XA / NC700XD NC750XE NC750XDE NC750XAE NC700XDE
NEWS NO.	016

FRT CORRECTED

\* OPERATIONS OTHER THAN REPLACING PARTS

(5) Other work

	LON	DESCRIPTION	FRT
E	1130A2	OIL STRAINER-CLEANING	0.6
F	2125A0	CLUTCH INITIALIZE LEARNING	0.1
	7110A0	FRONT BRAKE-AIR BLEEDING	0.2
	7110A1	REAR BRAKE-AIR BLEEDING	0.2
	1151E7	RADIATOR COOLANT-CHANGE	0.3
	6145A2	HISS MEMORIZATION	0.3



(5) Other work

	LON	DESCRIPTION	FRT
	1130A2	OIL STRAINER-CLEANING	0.6
E	3110A0	THROTTLE BODY-CLEANING	1.2
F	2125A0	CLUTCH INITIALIZE LEARNING	0.1
	7110A0	FRONT BRAKE-AIR BLEEDING	0.2
	7110A1	REAR BRAKE-AIR BLEEDING	0.2
	1151E7	RADIATOR COOLANT-CHANGE	0.3
	6145A2	HISS MEMORIZATION	0.3

NOTE A:PART NO. CHANGE D:NEWLY PROVIDED E:PART NO. DELETION K:REQUIRED NO. CORRECTION L:APPLICATION SERIAL NO. CORRECTION  
M:PART DESCRIPTION CORRECTION T:APPLICATION CORRECTION Z:REMARKS CHANGE



# PARTS CATALOGUE NEWS

Honda Motor Co., Ltd.  
Service Division Service Technology

## PARTS CATALOGUE - CORRECTED

Printed in Japan

CODE NO.	13MJLE31
PARTS CATALOGUE NEWS	NC750X / NC750XD NC750XA / NC700XD NC750XE NC750XDE NC750XAE NC700XDE
NEWS NO.	017

Block No.	Ref. No.	Note	Part No.	Description	Reqd. QTY				Serial No.	Parts catalogue code	
					XE	NC750 XDE	XAE	NC700 XDE			
F-3	4		35130-MJL-D30	SWITCH ASSY., ENGINE STOP. ....	1	-	-	-	----- EK000257	ED	
					-	-	1	-	----- EK000003	RU	
					-	-	1	-	----- EK002689	ED	
					1	-	1	-	-----	KO, MA	
					1	-	-	-	EK000258	-----	ED
	-	-	1	-	EK000004	-----	RU				
	-	-	1	-	EK002690	-----	ED				
	5			35200-MJL-D30	SWITCH ASSY., WINKER. ....	1	-	-	-	----- EK000257	ED
						-	-	1	-	----- EK000003	RU
						-	-	1	-	----- EK002689	ED
1						-	1	-	-----	KO, MA	
1						-	-	-	EK000258	-----	ED
-	-	1	-	EK000004	-----	RU					
-	-	1	-	EK002690	-----	ED					

NOTE A:PART NO. CHANGE D:NEWLY PROVIDED E:PART NO. DELETION K:REQUIRED NO. CORRECTION L:APPLICATION SERIAL NO. CORRECTION  
M:PART DESCRIPTION CORRECTION T:APPLICATION CORRECTION Z:REMARKS CHANGE



PARTS CATALOGUE NEWS

BOOKNo. : 13MJLE31

Block No.	Ref. No.	Note	Part No.	Description	Reqd. QTY				Serial No.	Parts catalogue code
					XE	NG750 XDE	XAE	NG700 XDE		
F-3-1	3		35130-MJL-D50	SWITCH ASSY., ENGINE STOP & D-N MODE	-	1	-	-	----- EK000061	3ED
					-	1	-	-	----- EK001739	ED
					-	-	-	1	----- EK100094	
					-	1	-	-	-----	RU, TH
					-	1	-	-	EK000062 -----	3ED
	A		35130-MJL-D51	.....	-	1	-	-	-----	
					-	1	-	-	EK001740 -----	ED
					-	-	-	1	EK100095 -----	
					-	1	-	-	-----	RU, TH
					-	1	-	-	EK000062 -----	3ED
4			35200-MJL-D50	SWITCH ASSY., WINKER & HAND SHIFT	-	1	-	-	----- EK000061	3ED
					-	1	-	-	----- EK001739	ED
					-	-	-	1	----- EK100094	
					-	1	-	-	-----	RU, TH
					-	1	-	-	EK000062 -----	3ED
	A		35200-MJL-D51	.....	-	1	-	-	-----	
					-	1	-	-	EK001740 -----	ED
					-	-	-	1	EK100095 -----	
					-	1	-	-	-----	RU, TH
					-	1	-	-	EK000062 -----	3ED

NOTE A:PART NO. CHANGE D:NEWLY PROVIDED E:PART NO.DELETION K:REQUIRED NO. CORRECTION L:APPLICATION SERIAL NO. CORRECTION  
M:PART DESCRIPTION CORRECTION T:APPLICATION CORRECTION Z:REMARKS CHANGE



# PARTS CATALOGUE NEWS

Honda Motor Co., Ltd.  
Service Division Service Technology

## PARTS CATALOGUE - CORRECTED

Printed in Japan

CODE NO.	13MJLE31
PARTS CATALOGUE NEWS	NC750X / NC750XD NC750XA / NC700XD NC750XE NC750XDE NC750XAE NC700XDE
NEWS NO.	018

Block No.	Ref. No.	Note	Part No.	Description	Reqd. QTY				Serial No.	Parts catalogue code
					XE	NC750 XDE	XAE	NC700 XDE		
F-25	2		50530-MGS-D30	BAR COMP., SIDE STAND.....	1	1	-	1	-----	2ED, 3ED, ED, MA, RU
					-	-	1	-	----- EK005212	ED
					-	-	1	-	-----	K0, RU
		A	50530-MGS-D31	.....	-	-	1	-	EK005213 -----	ED

NOTE A:PART NO. CHANGE D:NEWLY PROVIDED E:PART NO.DELETION K:REQUIRED NO. CORRECTION L:APPLICATION SERIAL NO. CORRECTION  
M:PART DESCRIPTION CORRECTION T:APPLICATION CORRECTION Z:REMARKS CHANGE



# PARTS CATALOGUE NEWS

Honda Motor Co., Ltd.  
Service Division Service Technology

## PARTS CATALOGUE - CORRECTED

Printed in Japan

CODE NO.	13MJLE31
PARTS CATALOGUE NEWS	NC750X / NC750XD NC750XA / NC700XD NC750XE NC750XDE NC750XAE NC700XDE
NEWS NO.	019

Block No.	Ref. No.	Note	Part No.	Description	Reqd. QTY				Serial No.	Parts catalogue code
					XE	NC750 XDE	XAE	NC700 XDE		
F-25	2	L	50530-MGS-D30	BAR COMP., SIDE STAND.....	1	1	1	-	-----	3ED, KO, MA
					1	-	-	-	-----	EK000588 ED
					-	1	-	-	-----	EK003305 ED
					-	1	1	-	-----	EK000180 RU
					-	-	-	1	-----	EK100150
	L	50530-MGS-D31	.....	1	-	-	-	EK000589	-----	ED
				-	1	-	-	EK003306	-----	ED
				-	1	1	-	EK000181	-----	RU
				-	-	-	1	EK100151	-----	
F-43	5	E	87507-KW6-841	*PARTS NO. DELETION						
				A	87507-KPP-900	LABEL, DRIVE CHAIN(THAI).....	-	1	-	-

NOTE A:PART NO. CHANGE D:NEWLY PROVIDED E:PART NO. DELETION K:REQUIRED NO. CORRECTION L:APPLICATION SERIAL NO. CORRECTION  
M:PART DESCRIPTION CORRECTION T:APPLICATION CORRECTION Z:REMARKS CHANGE



# PARTS CATALOGUE NEWS

Honda Motor Co., Ltd.  
Service Division Service Technology

## PARTS CATALOGUE - CORRECTED

Printed in Japan

CODE NO.	13MJLE31
PARTS CATALOGUE NEWS	NC750X / NC750XD NC750XA / NC700XD NC750XE NC750XDE NC750XAE NC700XDE
NEWS NO.	020

Block No.	Ref. No.	Note	Part No.	Description	Reqd. QTY				Serial No.	Parts catalogue code
					NC750 XE	NC750 XDE	NC750 XAE	NC700 XDE		
F-15	12	E	42711-MJL-D32	*PARTS NO. DELETION						
		A	42711-MJL-D33	TIRE, RR. (DUNLOP) (160/60ZR17 M/C 69W)	1	1	1	1		

NOTE A:PART NO. CHANGE D:NEWLY PROVIDED E:PART NO. DELETION K:REQUIRED NO. CORRECTION L:APPLICATION SERIAL NO. CORRECTION  
M:PART DESCRIPTION CORRECTION T:APPLICATION CORRECTION Z:REMARKS CHANGE



# PARTS CATALOGUE NEWS

Honda Motor Co., Ltd.  
Service Division Service Technology

## PARTS CATALOGUE - CORRECTED

Printed in Japan

CODE NO.	13MJLE31
PARTS CATALOGUE NEWS	NC750X / NC750XD NC750XA / NC700XD NC750XE NC750XDE NC750XAE NC700XDE
NEWS NO.	021

Block No.	Ref. No.	Note	Part No.	Description	Reqd. QTY				Serial No.	Parts catalogue code
					XE	NC750 XDE	XAE	NC700 XDE		
F-43	7		87508-MJJ-D30	LABEL, CHAIN ADJUSTER.....	1	-	-	1		
					-	1	1	-	-----	3ED, KO, RU
					-	1	-	-	-----	EK003863 ED
					-	-	1	-	-----	EK006396 ED
					-	1	-	-	-----	EK000065 TH
		A	87508-MJJ-D31	.....	-	1	-	-	EK003864	----- ED
					-	-	1	-	EK006397	----- ED
					-	1	-	-	EK000066	----- TH

NOTE A:PART NO. CHANGE D:NEWLY PROVIDED E:PART NO. DELETION K:REQUIRED NO. CORRECTION L:APPLICATION SERIAL NO. CORRECTION  
M:PART DESCRIPTION CORRECTION T:APPLICATION CORRECTION Z:REMARKS CHANGE



# PARTS CATALOGUE NEWS

Honda Motor Co., Ltd.  
Service Division Service Technology

## PARTS CATALOGUE - CORRECTED

Printed in Japan

CODE NO.	13MJLE31
PARTS CATALOGUE NEWS	NC750X / NC750XD NC750XA / NC700XD NC750XE NC750XDE NC750XAE NC700XDE
NEWS NO.	022

Block No.	Ref. No.	Note	Part No.	Description	Reqd. QTY				Serial No.	Parts catalogue code
					XE	NC750 XDE	XAE	NC700 XDE		
F-25	2	T	50530-MGS-D30	BAR COMP., SIDE STAND.....	1	1	-	-	-----	2ED, MA
		L		.....	-	-	1	-	----- EK000030	K0
		L	50530-MGS-D31	.....	-	-	1	-	EK000030 -----	K0

NOTE A:PART NO. CHANGE D:NEWLY PROVIDED E:PART NO. DELETION K:REQUIRED NO. CORRECTION L:APPLICATION SERIAL NO. CORRECTION  
M:PART DESCRIPTION CORRECTION T:APPLICATION CORRECTION Z:REMARKS CHANGE

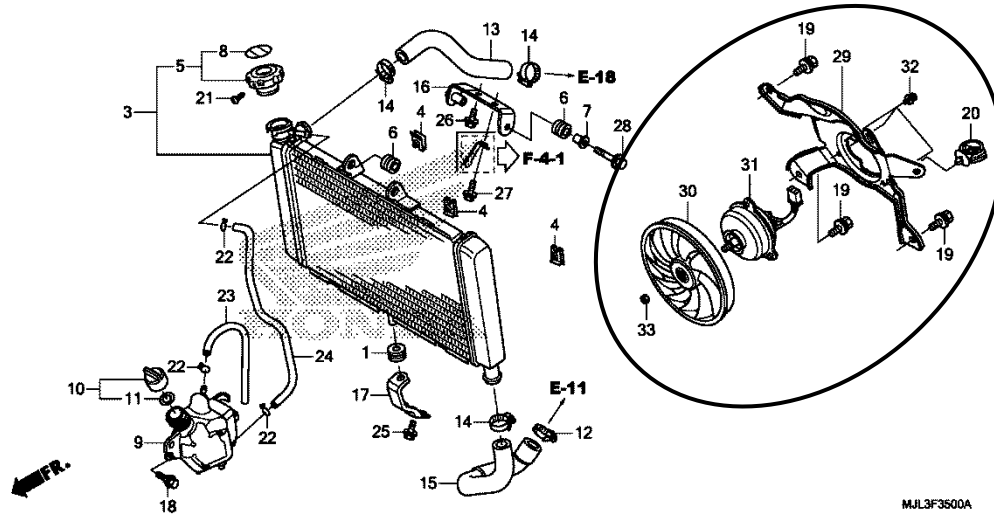
PARTS CATALOGUE NEWS

BOOKNo. :13MJLE31

Block No.	Ref. No.	Note	Part No.	Description	Reqd. QTY				Serial No.	Parts catalogue code
					NG750 XE	NG700 XDE	XAE	XDE		

**F-35 RADIATOR**

Ref. No.	LON	(Relative ref. Number) Description	FRT
29	115125	SHROUD, RADIATOR .....	0.8
30	1151A6	FAN, COOLING .....	0.8
31	1151A7	MOTOR, FAN .....	0.9



F-35	2	E	19006-MGS-D31	*PARTS NO. DELETION1*						
	29	D	19016-MGS-D31	SHROUD COMP.....	1	1	1	1		
	30	D	19020-MGS-D31	FAN COMP., COOLING (T. RAD).....	1	1	1	1		
	31	D	19080-MGS-D31	MOTOR ASSY., FAN.....	1	1	1	1		
	32	D	93891-04006-07	SCREW-WASHER, 4X6.....	3	3	3	3		
	33	D	94001-03000-0S	NUT, HEX., 3MM.....	1	1	1	1		
F-43	7	T	87508-MJJ-D30	LABEL, CHAIN ADJUSTER.....	-	1	1	-	-----	3ED, RU
		L		.....	-	-	1	-	-----	EK000030 KO
		L	87508-MJJ-D31	.....	-	-	1	-	EK000031	----- KO

NOTE A:PART NO. CHANGE D:NEWLY PROVIDED E:PART NO. DELETION K:REQUIRED NO. CORRECTION L:APPLICATION SERIAL NO. CORRECTION  
M:PART DESCRIPTION CORRECTION T:APPLICATION CORRECTION Z:REMARKS CHANGE